

TABLE OF CONTENTS

	Page No.
SUMMARIES	
Policy	2
Projects Funded by a Direct Appropriation from the General Fund	3
Summary by Budget Phase	4
Summary of New Projects and Reauthorizations	5
Comparison by Agency - 2016 Executive to 2015 Adopted	6
Reauthorizations by Agency and Project	7
City Summary - Expenditure Categories and Funding Sources	9
City Summary - Total Project Costs	10
City Summary - G.O. Debt Requirements	11
City Summary - Other Funding Requirements	12
AGENCIES	
Community Development Authority	13
Community Development Division	17
Economic Development Division	21
Engineering - Facilities Management	27
Engineering - Bicycle and Pedestrian	33
Engineering - Major Streets	38
Engineering - Other Projects	49
Fire Department	54
Fleet Service	59
Information Technology	64
Library	70
Metro Transit	74
Miscellaneous	78
Monona Terrace	82
Parking Utility	86
Parks Division	91
Planning Division	100
Police	104
Public Health Madison Dane County	109
Sewer Utility	113
Stormwater Utility	120
Streets Division	131
Traffic Engineering	135
Water Utility	140
TAX INCREMENTAL FINANCING (TIF) DISTRICTS - CASH FLOW STATEMENTS	147
IMPACT FEES - CASH FLOW STATEMENTS	169

Guidelines for Projects to Include in the Capital Budget

The City of Madison has established a policy to remove from the Capital Budget those items with a useful life of less than the repayment term of General Obligation debt (usually ten years). Those items should be considered in the Operating Budget under MGO 4.02(6)(c)(3). The City of Madison will use the following minimum guidelines for projects included in the Capital Budget:

1. Land purchases and improvements in excess of three thousand dollars (\$3,000);
2. All projects requiring the borrowing of money including, but not limited to construction or reconstruction of public utilities, streets, sidewalks, storm and sanitary drainage facilities;
3. New construction and construction of buildings in excess of five thousand dollars (\$5,000);
4. Major alterations to buildings and facilities which are not routine repairs and which substantially enhance the value of a structure or change its use;
5. Original equipment or motor vehicle purchases exceeding twenty thousand dollars (\$20,000) in cost and having a life expectancy of ten (10) years or more, unless, for new capital projects, the repayment term of the debt coincides with the useful life of the asset.

Savings Resulting from Use of General Debt Reserves

In December 2012, the Common Council created MGO 4.17 to prohibit the use of unused balances in the debt service fund for operating expenses. The Ordinance states: "In any year when general debt reserves are applied to reduce general fund debt service, an amount at least equal to the general debt reserves applied must be directly appropriated from the general fund for capital projects, unless the Common Council, by a separate vote of two-thirds (2/3) of all members during approval of the budget, votes to do otherwise."

Budget Requests: Target and Supplemental Requests

Agencies were instructed to submit a 2016 budget request that did not exceed the amount shown for 2016 in the 2015 adopted Capital Improvement Program (CIP). Agencies could submit supplemental requests for projects that were not included in the CIP or were entirely removed to meet the adopted CIP. In addition, agency requests for new borrowing for the years 2016-2020 (exclusive of reauthorizations) could not exceed the cumulative amount for those years in the 2015 CIP.

Reauthorizations and Cancellations

The 2016 Capital Budget includes a report of project funding which is reauthorized, as well as a report of projects that are cancelled or postponed to a future year in the CIP.

Amounts appropriated to each project in the Capital Budget reflect both the anticipated cost and the source of funding to meet those costs (e.g., general obligation debt). In most instances, proceeds from issuance of general obligation notes and bonds are deposited in the City's Capital Projects Fund for expenditure on the related projects. The most notable exception is debt issued for developer assistance in tax increment districts (TIDs). Proceeds from the issuance of debt for these projects are deposited to an account established for each TID.

Reauthorizations are made to both reflect the actual timing of project expenditures as well as the actual cash needs in the Capital Projects Fund. As such, some projects that are reauthorized may be completed in the current year, with the costs carried in the balance of the Capital Projects Fund until replenished by proceeds from the issuance of debt in a subsequent year.

With this in mind, reauthorizations in the 2016 Capital Budget are included for the following reasons:

1. Projects anticipated to begin in the most recent adopted capital budget are not yet underway due to delays in the implementation timetables;
2. Multi-year projects are expending funds at a different pace than originally anticipated;
3. Projects are underway but did not reach completion in the current year and are expected to incur expenditures in the subsequent year;
4. Projects will be completed in a prior year or the current year with the costs carried in the cash balance of the Capital Projects Fund until the reauthorized debt is issued in a subsequent year.
5. Cancellations and postponements in the 2015 Capital Budget address the following conditions: the project cost less than budgeted, is not expected to occur, may be delayed more than one future year, may not occur until a future condition is met, or is funded from a different source.

Projects Funded by a Direct Appropriation from the General Fund

Consistent with the Guidelines for Projects above, the 2016 Capital Budget funds certain projects and studies through a direct appropriation to capital (see table below). The funding for these projects will be shown in the 2016 Operating Budget with the associated property tax levy offset by lower General Fund debt service. The reduced General Fund debt service is the result of applying estimated General Debt Reserves generated by the projected bond issuance premium associated with the 2015 general obligation debt issuance.

<u>Agency</u>	<u>Project Title</u>	<u>2016 Recommended</u>
Economic Development	Center for Industry and Commerce	90,000
	Co-operative Enterprise Development	600,000
	Healthy Food	250,000
	Women Small Bus. Develop Fund	300,000
	<i>Economic Development Total</i>	1,240,000
Fleet Service	Police Squad Cars	124,470
		<i>Fleet Service Total</i>
Information Technology	Asset Management System	200,000
	Contract Management System	150,000
	Madison Co-Op Internet Utility Study	250,000
	Mobile Computing Laptops	200,000
	Municipal Court System	254,000
	Network Security Upgrades	250,000
	Purchased Software Enhancements	400,000
	<i>Information Technology Total</i>	1,704,000
Miscellaneous	Henry Vilas Zoo 2016	75,000
		<i>Miscellaneous Total</i>
Parks	Tree Guards	80,000
		<i>Parks Total</i>
Planning	Comprehensive Plan Update	250,000
	Municipal Art Fund 2016	100,000
		<i>Planning Total</i>
Traffic Engineering	Traffic Counting Program	60,000
		<i>Traffic Engineering Total</i>
TOTAL RECOMMENDED		3,633,470

2016
City of Madison Capital Budget
Summary by Budget Phase
Executive Budget

Agency	2015 ADOPTED		Request	Exec	2016 EXECUTIVE		
	G.O. Debt	Total			G.O. Debt	Other	Total
CDA Redevelopment	\$ 0	\$ 0	\$ 490,000	\$ 490,000	\$ 190,000	\$ 300,000	\$ 490,000
Community Development	0	0	7,750,000	7,500,000	6,000,000	1,500,000	7,500,000
Economic Development	0	0	80,867,000	81,507,000	31,345,000	50,162,000	81,507,000
Engineering-Facilities Mgt	10,354,000	10,394,000	11,209,700	12,509,700	11,169,700	1,340,000	12,509,700
Engineering - Major Streets	35,905,360	47,157,360	70,825,750	33,298,315	20,209,500	13,088,815	33,298,315
Engineering - Other Projects	226,500	709,400	407,700	397,700	219,250	178,450	397,700
Eng. - Bicycle and Ped	8,703,400	10,849,000	12,589,000	7,403,000	4,784,000	2,619,000	7,403,000
Fire	15,383,291	15,744,040	10,254,800	9,429,800	9,429,800	0	9,429,800
Fleet Service	9,118,000	9,530,322	17,805,470	7,685,470	7,561,000	124,470	7,685,470
Information Technology	4,998,606	7,994,700	7,069,031	7,069,031	5,365,031	1,704,000	7,069,031
Library	1,225,000	1,225,000	12,075,000	1,905,000	1,905,000	0	1,905,000
Metro Transit	2,842,000	6,830,000	17,292,200	17,292,200	7,237,440	10,054,760	17,292,200
Miscellaneous	75,000	75,000	75,000	75,000	0	75,000	75,000
Monona Terrace	0	525,000	658,000	691,000	0	691,000	691,000
Parking Utility	0	15,243,800	29,389,000	29,389,000	0	29,389,000	29,389,000
Parks	8,521,250	12,471,250	12,544,000	12,405,000	9,559,000	2,846,000	12,405,000
Planning & Comm. & Ec. Dev.	31,022,000	45,643,500	0	0	0	0	0
Planning	0	0	375,000	350,000	0	350,000	350,000
Police	3,293,100	3,508,600	8,962,705	2,067,705	2,067,705	0	2,067,705
Public Health Madison Dane Co	0	45,000	0	0	0	0	0
Sewer Utility	500,000	12,110,730	0	12,763,100	0	12,763,100	12,763,100
Stormwater Utility	13,108,868	15,406,968	14,512,900	10,722,500	6,710,800	4,011,700	10,722,500
Streets	1,725,357	1,725,357	3,017,135	2,740,635	2,740,635	0	2,740,635
Traffic Engineering	900,000	2,640,000	8,318,000	8,118,000	7,190,000	928,000	8,118,000
Water Utility	0	44,745,000	29,155,000	29,155,000	0	29,155,000	29,155,000
Total	\$147,901,732	\$264,574,027	\$355,642,391	\$294,964,156	\$133,683,861	\$161,280,295	\$294,964,156

Note: In prior budgets funds for Planning and Community and Economic Development (PCED) projects were previously displayed as a single division, beginning in 2016 budgets for PCED projects are displayed by division. PCED divisions include: CDA Redevelopment, Community Development, Economic Development, and Planning.

2016
City of Madison Capital Budget
Summary of New Projects and Reauthorizations
Executive Budget

Agency	Reauthorizations			2016 New Projects			2016 Executive		
	GO	Other	Total	GO	Other	Total	GO	Other	Total
CDA Redevelopment	\$ 190,000	\$ 0	\$ 190,000	\$ 0	\$ 300,000	\$ 300,000	\$ 190,000	\$ 300,000	\$ 490,000
Community Development	1,500,000	0	1,500,000	4,500,000	1,500,000	6,000,000	6,000,000	1,500,000	7,500,000
Economic Development	5,788,000	300,000	6,088,000	25,357,000	49,862,000	75,219,000	31,145,000	50,162,000	81,307,000
Engineering - Facilities Mgmt	5,147,700	0	5,147,700	6,022,000	1,340,000	7,362,000	11,169,700	1,340,000	12,509,700
Engineering - Major Streets	6,212,000	2,658,000	8,870,000	13,997,500	10,430,815	24,428,315	20,209,500	13,088,815	33,298,315
Engineering - Other Projects	30,000	0	30,000	189,250	178,450	367,700	219,250	178,450	397,700
Eng. - Bicycle and Ped	699,000	500,000	1,199,000	4,085,000	2,119,000	6,204,000	4,784,000	2,619,000	7,403,000
Fire	8,867,000	0	8,867,000	562,800	0	562,800	9,429,800	0	9,429,800
Fleet Service	50,000	0	50,000	7,511,000	124,470	7,635,470	7,561,000	124,470	7,685,470
Information Technology	2,380,731	0	2,380,731	2,984,300	1,704,000	4,688,300	5,365,031	1,704,000	7,069,031
Library	0	0	0	1,905,000	0	1,905,000	1,905,000	0	1,905,000
Metro Transit	285,000	0	285,000	6,952,440	10,054,760	17,007,200	7,237,440	10,054,760	17,292,200
Miscellaneous	0	0	0	0	75,000	75,000	0	75,000	75,000
Monona Terrace	0	0	0	0	691,000	691,000	0	691,000	691,000
Parking	0	12,150,000	12,150,000	0	17,239,000	17,239,000	0	29,389,000	29,389,000
Parks	2,956,000	1,070,000	4,026,000	6,603,000	1,776,000	8,379,000	9,559,000	2,846,000	12,405,000
Planning	0	250,000	250,000	0	100,000	100,000	0	350,000	350,000
Police	758,305	0	758,305	1,309,400	0	1,309,400	2,067,705	0	2,067,705
Public Health Madison Dane Co	0	0	0	0	0	0	0	0	0
Sewer Utility	0	2,665,000	2,665,000	0	10,098,100	10,098,100	0	12,763,100	12,763,100
Stormwater Utility	900,300	425,000	1,325,300	5,810,500	3,586,700	9,397,200	6,710,800	4,011,700	10,722,500
Streets	252,977	0	252,977	2,487,658	0	2,487,658	2,740,635	0	2,740,635
Traffic Engineering	750,000	0	750,000	6,640,000	928,000	7,568,000	7,390,000	928,000	8,318,000
Water Utility	0	8,167,000	8,167,000	0	20,988,000	20,988,000	0	29,155,000	29,155,000
TOTAL	\$36,767,013	\$28,185,000	\$64,952,013	\$96,916,848	\$133,095,295	\$230,012,143	\$133,683,861	\$161,280,295	\$294,964,156

Comparison by Agency - 2016 Executive to 2015 Adopted

General Obligation Debt	2015	2016	Difference	Notes
	<u>Adopted</u>	<u>Executive</u>		
Eng. Facilities Management	10,354,000	11,169,700	815,700	MMB renovation planning and design
Eng. Major Streets	35,905,360	20,209,500	-15,695,860	Reductions to Pavement Management and Reconstruction Streets; timing of Hwy M projects
Eng. Other Projects	226,500	291,250	64,750	
Eng. Ped/Bike	8,703,400	4,784,000	-3,919,400	Spend down of 2015 sidewalk program reauthorization.
Fire	15,383,291	9,429,800	-5,953,491	Completion of Fire Administration and FS 1 project; remaining borrowing for project
Fleet Service	9,118,000	7,561,000	-1,557,000	Reduction to Fleet vehicle acquisition; delay on Fire Maintenance building project.
Information Technology	4,998,606	5,365,031	366,425	Various projects
Library	1,225,000	1,905,000	680,000	Library Service Center Facility
Metro Transit	2,842,000	7,237,440	4,395,440	\$5 million match for possible federal TIGER grant for satellite Metro Transit maintenance and storage facility
Miscellaneous	75,000	75,000	0	
Monona Terrace	0	0	0	
Parking Utility	0	0	0	
Parks	8,521,250	9,559,000	1,037,750	Reauthorizations
Planning & Develop	31,022,000	37,335,000	6,313,000	Affordable Housing; Permanent Supportive Housing; Starting Block; Block 800; Neighborhood Centers; Public Market; ATT Building
Police	3,293,100	2,067,705	-1,225,395	Midtown Police District project deferral.
Public Health	0	0	0	
Sewer Utility	500,000	0	-500,000	
Stormwater Utility	13,108,868	6,710,800	-6,398,068	Project timing; cancellations
Streets	1,725,357	2,740,635	1,015,278	Emerald Ash Borer
Traffic Engineering	900,000	7,390,000	6,490,000	Public safety radio project
Water Utility	0	0	0	
Total All Agencies	147,901,732	133,830,861	-14,070,871	

Other Funding	2015	2016	Difference	Notes
	<u>Adopted</u>	<u>Executive</u>		
Eng. Facilities Management	40,000	40,000	0	
Eng. Major Streets	11,252,000	13,088,815	1,836,815	Federal, state and other local support for major projects (e.g., CTH M)
Eng. Other Projects	482,900	178,450	-304,450	
Eng. Ped/Bike	2,145,600	2,609,000	463,400	Special assessments
Fire	360,749	0	-360,749	
Fleet Service	412,322	124,470	-287,852	Direct appropriation to capital
Information Technology	2,996,094	1,704,000	-1,292,094	Direct appropriation to capital
Library	0	0	0	
Metro Transit	3,988,000	10,054,760	6,066,760	Potential federal TIGER grant for satellite bus storage and maintenance facility
Miscellaneous	0	75,000	75,000	Direct appropriation to capital for Zoo contribution
Monona Terrace	525,000	691,000	166,000	Various projects funded with room tax
Parking Utility	15,243,800	29,389,000	14,145,200	Judge Doyle Square public parking; Capitol East District parking structure
Parks	3,950,000	2,846,000	-1,104,000	Impact Fees
Planning & Develop	14,621,500	52,312,000	37,690,500	Judge Doyle Square developer assistance and private accessory parking
Police	215,500	0	-215,500	
Public Health	45,000	0	-45,000	
Sewer Utility	11,610,730	12,763,100	1,152,370	
Stormwater Utility	2,298,100	4,011,700	1,713,600	
Streets	0	0	0	Government East parking structure replacement
Traffic Engineering	1,740,000	928,000	-812,000	
<u>Water Utility</u>	<u>44,745,000</u>	<u>29,155,000</u>	<u>-15,590,000</u>	Fewer reauthorizations; completion of major projects (e.g., Zone 4 fire flow supply)
Total All Agencies	111,079,334	116,672,295	5,592,961	

Reauthorizations by Agency and Project

Agency	2015 Book Number	2016 Book Number	Name	G.O.	Other	Total
CDA Redevelopment	11	3	Public Housing Redevelopment	190,000	-	190,000
Community Development	42	1	Affordable Housing Fund	1,500,000	-	1,500,000
Economic Development	40	3	Healthy Food	100,000	-	100,000
Economic Development	25	8	TID 32 State Street	-	300,000	300,000
Economic Development	18	11	TID 39 Stoughton Road	530,000	-	530,000
Economic Development	39	16	TID 46 Research Park	2,500,000	-	2,500,000
Eng. - Bicycle and Pedestrian	1	1	Bikeways Program Unallocated	129,000	-	129,000
Eng. - Bicycle and Pedestrian	6	4	Cap City Trail Buckeye Ext Seg 1	100,000	-	100,000
Eng. - Bicycle and Pedestrian	16	6	Ice Age Junction Path Tree Lane	470,000	-	470,000
Eng. - Bicycle and Pedestrian	28	11	State Street 700/800 Blocks	-	500,000	500,000
Engineering - Major Streets	15	7	Cottage Grove Rd	306,000	-	306,000
Engineering - Major Streets	17	8	CTH M (CTH PD Area)	1,500,000	-	1,500,000
Engineering - Major Streets	18	9	CTH M (Mid Town Rd Area)	3,000,000	-	3,000,000
Engineering - Major Streets	5	28	Pavement Management	700,000	-	700,000
Engineering - Major Streets	42	29	Pleasant View Rd	88,000	-	88,000
Engineering - Major Streets	2	31	Reconstruction Streets	600,000	-	600,000
Engineering - Major Streets	38	32	Royster-Clark Development	2,658,000	2,658,000	5,316,000
Engineering - Major Streets	26	30	S Livingston St & S Brearly St RR Closure	18,000	-	18,000
Engineering - Other Projects	1	3	Public Drinking Fountains	25,000	-	25,000
Engineering - Other Projects	3	6	Underground Storage Tanks	5,000	-	5,000
Facilities Management	13	4	City Channel Move And Remodel	350,000	-	350,000
Facilities Management	1	5	Energy Efficiency Improvements	200,000	-	200,000
Facilities Management	5	7	Fire Building Improvements	100,000	-	100,000
Facilities Management	3	8	General Building Improvements	300,000	-	300,000
Facilities Management	9	13	Implement Sustainability Plan	550,000	-	550,000
Facilities Management	8	9	MMB Renovation	3,000,000	-	3,000,000
Facilities Management	6	10	Parks Facility Improvements	350,000	-	350,000
Facilities Management	7	12	Streets Facility Improvements	297,700	-	297,700
Fire	2	2	Communications Equipment	300,000	-	300,000
Fire	5	3	Fire Administration/Station No. 1	8,417,000	-	8,417,000
Fire	1	5	Fire Equipment	150,000	-	150,000
Fleet Service	4	6	Naooksa Trail Fire Mtc Bldg	50,000	-	50,000
Information Technology	4	3	Enterprise Financial System	666,000	-	666,000
Information Technology	1	5	Hardware/Software Upgrades	552,606	-	552,606
Information Technology	12	6	Madison Co-Op Internet Utility	100,000	-	100,000
Information Technology	11	9	Neighborhood Center Connectivity	200,000	-	200,000
Information Technology	2	10	Network Security	270,000	-	270,000
Information Technology	3	11	Property Assessment System	442,125	-	442,125
Information Technology	10	13	Residential Internet Access Asst	150,000	-	150,000
Metro Transit	2	1	Facilities Repairs And Improvement (Roof)	58,000	-	58,000
Metro Transit	1	3	Transit Coaches	181,000	-	181,000
Metro Transit	3	4	Transit System Upgrades	46,000	-	46,000
Parking Utility	6	3	Elevator Maintenance	200,000	-	200,000
Parking Utility	2	7	Judge Doyle Square Garage	-	11,950,000	11,950,000
Parks	35	1	Allied Drive Area Potential Park	90,000	50,000	140,000
Parks	1	2	Beach And Shoreline Improvements	120,000	-	120,000
Parks	23	5	Central Park Improvements	-	500,000	500,000
Parks	23	5	Central Park Skate Park	150,000	-	150,000
Parks	11	8	Dog Park Improvements	50,000	-	50,000
Parks	17	13	Garver At Olbrich Botanical Complex	1,815,000	-	1,815,000
Parks	31	14	Highland Manor Shelter	117,000	-	117,000
Parks	19	16	James Madison Park Improvements	-	150,000	150,000
Parks	7	21	Park Facility Improvements	240,000	-	240,000
Parks	2	22	Park Land Improvements	140,000	80,000	220,000
Parks	12	23	Park Ridge Neighborhood	-	150,000	150,000
Parks	8	25	Playground/Accessibility Improvements	134,000	140,000	274,000
Parks	21	29	Vilas Park Improvements	100,000	-	100,000

Agency	2015 Book Number	2016 Book Number	Name	G.O.	Other	Total
Planning	44	1	Comprehensive Plan	-	250,000	250,000
Police	10	8	Midtown District Station	728,305	-	728,305
Police	2	9	Police Building Improvements	30,000	-	30,000
Sewer Utility	11	6	East Washington Sewer Rehabilitation	-	1,250,000	1,250,000
Sewer Utility	12	11	Lower Badger Mill Creek	-	500,000	500,000
Sewer Utility	2	20	Trenchless Sewer Rehabilitation Unallocate	-	915,000	915,000
Stormwater Utility	12	10	Inter-Municipal Stormwater Mngt	300,300	375,000	675,300
Stormwater Utility	9	13	Local Public Drainage Problems	125,000	-	125,000
Stormwater Utility	6	16	Major Roadway Culvert Crossings	115,000	-	115,000
Stormwater Utility	5	26	Storm Box Replacement	270,000	-	270,000
Stormwater Utility	3	29	Stormwater Basins	40,000	-	40,000
Stormwater Utility	25	32	TMDL Compliance	-	50,000	50,000
Stormwater Utility	4	34	Urban Best Management Practices	50,000	-	50,000
Streets	5	1	Biodigester	35,885	-	35,885
Streets	2	3	Streets Equipment	217,092	-	217,092
Traffic Engineering	3	2	Public Safety Radio System	450,000	-	450,000
Traffic Engineering	1	3	Street Light Installation	100,000	-	100,000
Traffic Engineering	5	5	Traffic Safety Infrastructure	50,000	-	50,000
Traffic Engineering	4	6	Traffic Signal Installation	150,000	-	150,000
Water Utility	4	1	Arbor Hills Fire Flow Supply	-	642,000	642,000
Water Utility	8	5	Lakeview Reservoir Reconstruct	-	2,080,000	2,080,000
Water Utility	10	6	Paterson Street Building Remodel	-	4,444,000	4,444,000
Water Utility	24	8	Unit Well #8 Reconstruction	-	20,000	20,000
Water Utility	19	13	Well 12 Convert To Two Zone Well	-	631,000	631,000
Water Utility	15	14	Well 19 Iron & Manganese Filter	-	100,000	100,000
Water Utility	3	16	Zone 4 Fire Flow Supply Well 31	-	250,000	250,000
Total Reauthorizations				\$36,967,013	\$27,985,000	\$ 64,952,013

**2016
CITY OF MADISON
Capital Improvement Program
EXECUTIVE**

City Summary - Expenditure Categories and Funding Sources

	Reauth	2016	2017	2018	2019	2020	2021
ALL PROJECTS							
Expenditures							
Purchased Services	\$ 0	\$ 0	\$ 0	\$ 0	\$ 0	\$ 0	\$ 0
Materials & Supplies	1,810,731	1,813,600	5,545,600	400,000	550,000	2,950,000	800,000
Inter-Agency Charges	0	0	0	0	0	0	0
Loans	6,088,000	40,509,000	1,890,000	1,275,000	1,150,000	900,000	300,000
Professional Fees	0	350,000	130,000	100,000	130,000	100,000	130,000
Land & Land Improve	33,267,300	122,566,998	128,871,556	95,527,465	95,975,705	95,835,880	94,837,511
Building & Bldg Improve	20,194,190	21,172,625	49,649,800	36,958,103	24,980,523	7,156,320	8,753,520
Equipment and Vehicles	1,664,092	27,237,420	35,483,616	26,532,836	23,732,957	26,882,210	31,749,266
Other	1,927,700	16,362,500	8,827,500	8,764,000	7,725,240	8,214,000	9,854,000
TOTAL PROJECT COSTS	\$64,952,013	\$ 230,012,143	\$ 230,398,072	\$ 169,557,404	\$154,244,425	\$ 142,038,410	\$146,424,297

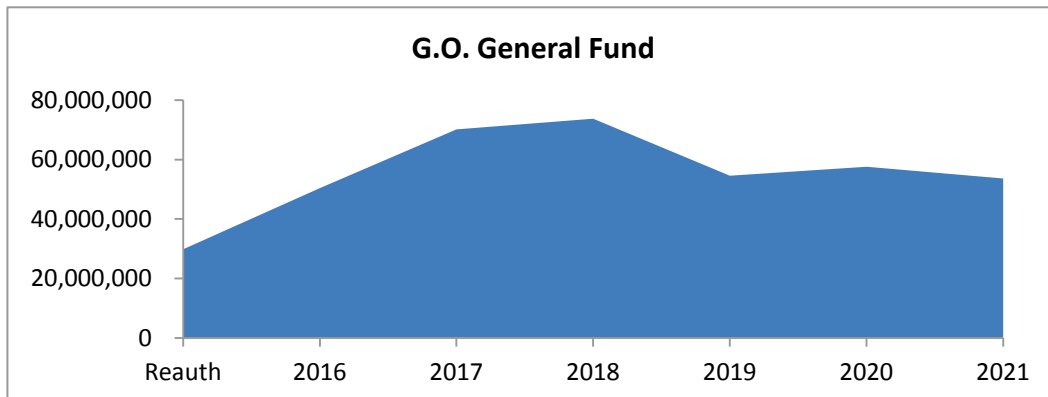
Funding Sources

Federal Sources	\$ 0	\$ 10,069,760	\$ 15,890,933	\$ 12,043,229	\$ 5,323,966	\$ 5,874,088	\$ 12,867,709
State Sources	0	1,005,000	365,000	515,000	365,000	1,865,000	425,000
Impact Fees Cash	870,000	2,028,000	5,180,000	2,218,000	4,240,000	2,435,000	2,550,000
Private Contributions	200,000	1,890,000	6,295,000	3,835,600	990,000	420,000	8,300,000
Revenue Bonds	8,167,000	27,845,540	42,421,105	32,391,700	33,097,910	35,163,342	32,360,942
Special Assessments	550,000	6,642,315	4,442,700	4,824,380	4,824,800	4,875,500	4,884,000
TIF Cash	3,458,000	58,859,000	14,375,000	2,300,000	2,275,000	750,000	0
Reserves Applied	14,315,000	15,628,260	6,834,845	5,975,200	6,669,690	6,631,753	6,174,953
Other	625,000	9,127,420	14,606,300	7,747,000	2,131,700	2,112,000	2,117,000
TOTAL OTHER FUNDING	\$28,185,000	\$ 133,095,295	\$ 110,410,883	\$ 71,850,109	\$ 59,918,066	\$ 60,126,683	\$ 69,679,604

G.O. General Fund	29,843,713	50,380,908	70,130,706	73,715,285	54,562,745	57,574,455	53,628,986
G.O. Non-General Fund	6,923,300	46,535,940	49,856,483	23,992,010	39,763,614	24,337,272	23,115,707
G.O. Debt	\$36,767,013	\$ 96,916,848	\$ 119,987,189	\$ 97,707,295	\$ 94,326,359	\$ 81,911,727	\$ 76,744,693

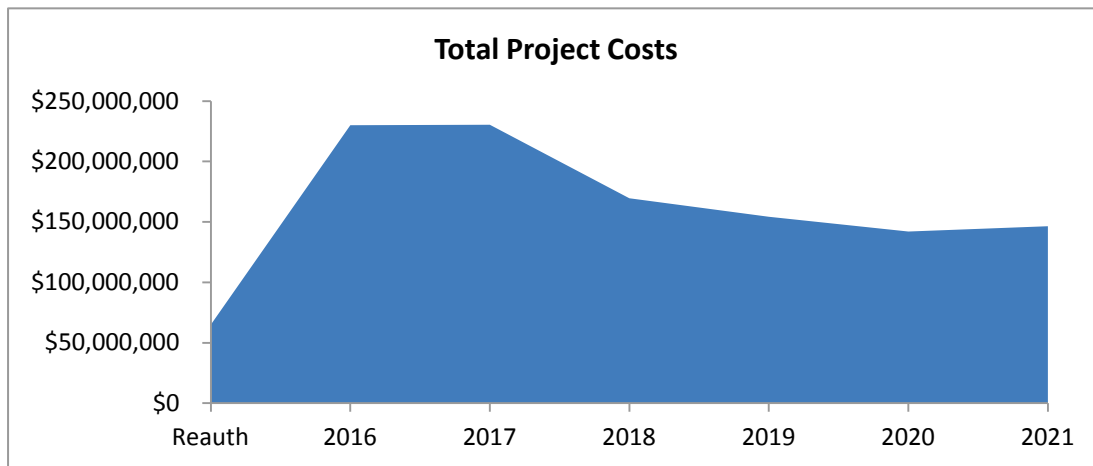
Estimated Annual Debt Service

G.O. General Fund	\$ 3,879,683	\$ 6,549,518	\$ 9,116,992	\$ 9,582,987	\$ 7,093,157	\$ 7,484,679	\$ 6,971,768
G.O. Non-General Fund	\$ 900,029	\$ 6,049,672	\$ 6,481,343	\$ 3,118,961	\$ 5,169,270	\$ 3,163,845	\$ 3,005,042



2016
CITY OF MADISON
Capital Improvement Program
EXECUTIVE BUDGET
City Summary - Total Project Costs

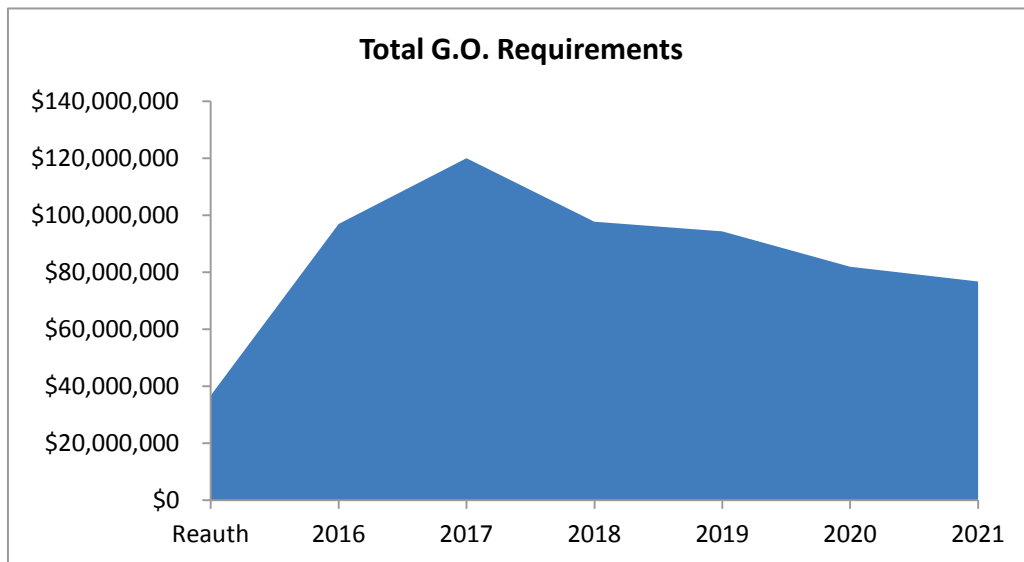
ALL AGENCIES	Reauth	2016	2017	2018	2019	2020	2021
Agency Name							
CDA Redevelopment	\$ 190,000	\$ 300,000	\$ 1,050,000	\$ 400,000	\$ 300,000	\$ 0	\$ 0
Community development	1,500,000	6,000,000	5,000,000	5,000,000	5,000,000	4,500,000	0
Economic development	6,088,000	75,219,000	9,880,000	1,540,000	1,445,000	1,165,000	10,945,000
Engineering - Facilities Mgmt	5,147,700	7,362,000	15,860,000	16,265,000	4,165,000	2,990,000	5,888,000
Engineering - Major Streets	8,870,000	24,428,315	43,077,500	31,620,000	31,165,000	30,534,000	24,196,000
Engineering - Other Projects	30,000	367,700	279,300	311,000	301,940	385,000	355,000
Engineering - Bicycle and Ped	1,199,000	6,204,000	9,468,000	8,616,000	5,719,000	5,593,000	4,018,000
Fire	8,867,000	562,800	1,220,100	1,052,500	1,270,000	3,570,000	1,270,000
Fleet	50,000	7,635,470	18,087,000	9,277,703	28,188,623	11,100,000	8,065,030
Information Technology	2,380,731	4,688,300	3,570,000	3,206,000	3,370,000	3,575,000	3,575,000
Library	0	1,905,000	10,555,000	730,000	130,000	140,000	1,150,000
Metro Transit	285,000	17,007,200	24,059,916	19,854,036	6,594,957	7,273,860	15,990,886
Miscellaneous	0	75,000	75,000	75,000	75,000	75,000	75,000
Monona Terrace	0	691,000	2,177,000	4,187,000	1,108,000	1,000,000	1,000,000
Parking	12,150,000	17,239,000	7,093,000	874,500	1,126,000	721,500	505,000
Parks	4,026,000	8,379,000	14,835,000	13,187,000	10,415,000	9,908,750	15,423,000
Planning	250,000	100,000	850,000	850,000	100,000	100,000	100,000
Police	758,305	1,309,400	1,452,700	378,800	506,800	488,900	411,300
Public Health Madison Dane Co	0	0	730,000	0	0	179,000	0
Sewer	2,665,000	10,098,100	16,291,450	12,189,600	12,931,300	13,722,595	13,409,595
Stormwater	1,325,300	9,397,200	9,310,000	9,118,300	13,765,000	15,737,000	13,647,000
Streets	252,977	2,487,658	3,307,406	1,596,805	2,171,705	3,426,805	3,181,686
Traffic Engineering	750,000	7,568,000	1,802,700	6,559,160	1,631,100	1,677,000	1,565,000
Water	8,167,000	20,988,000	30,367,000	22,669,000	22,765,000	24,176,000	21,653,800
TOTAL	\$ 64,952,013	\$ 230,012,143	\$ 230,398,072	\$ 169,557,404	\$ 154,244,425	\$ 142,038,410	\$ 146,424,297



2016
CITY OF MADISON
Capital Improvement Program
EXECUTIVE BUDGET
City Summary - G.O. Debt Requirements

ALL AGENCIES

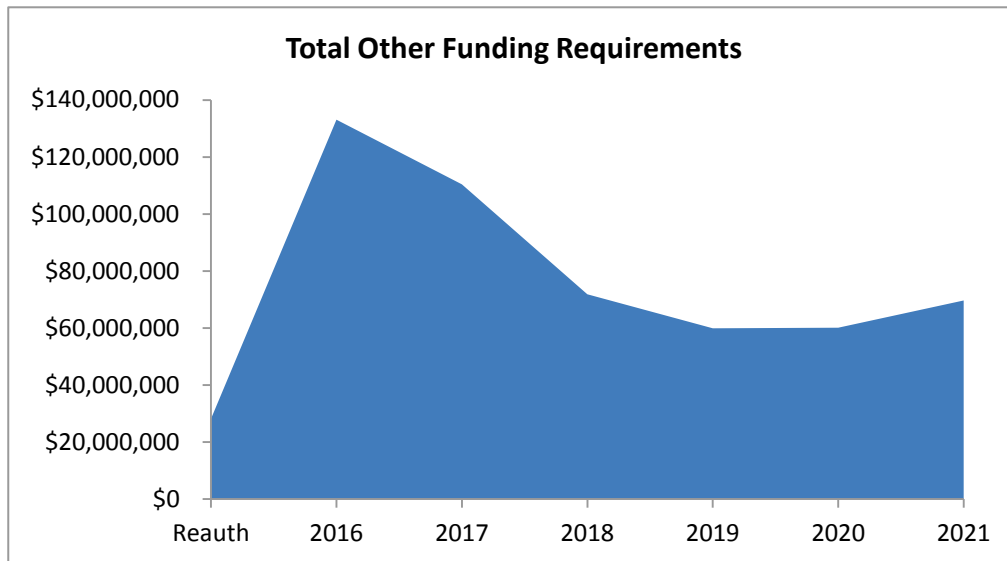
	Reauth	2016	2017	2018	2019	2020	2021
Agency Name							
CDA Redevelopment	\$ 190,000	\$ 0	\$ 400,000	\$ 100,000	\$ 300,000	\$ 0	\$ 0
Community Development	1,500,000	4,500,000	1,475,000	3,500,000	4,500,000	3,770,000	0
Economic Development	5,788,000	25,357,000	9,190,000	1,165,000	1,195,000	1,165,000	5,945,000
Engineering - Facilities Mgmt	5,147,700	6,022,000	15,840,000	16,245,000	4,145,000	2,970,000	5,868,000
Engineering - Major Streets	6,212,000	13,997,500	23,830,500	24,919,620	25,315,000	25,194,000	20,246,000
Engineering - Other Projects	30,000	189,250	190,000	199,000	216,240	226,000	226,000
Engineering - Bicycle and Ped	699,000	4,085,000	7,372,000	6,783,400	4,824,000	4,653,000	3,031,000
Fire	8,867,000	562,800	1,220,100	1,052,500	1,270,000	3,570,000	1,270,000
Fleet Service	50,000	7,511,000	18,087,000	9,277,703	28,188,623	11,100,000	8,065,030
Information Technology	2,380,731	2,984,300	3,570,000	3,206,000	3,370,000	3,575,000	3,575,000
Library	0	1,905,000	8,230,000	730,000	130,000	140,000	1,150,000
Metro Transit	285,000	6,952,440	8,903,983	7,870,807	1,318,991	1,454,772	3,198,177
Miscellaneous	0	0	75,000	75,000	75,000	75,000	75,000
Parks	2,956,000	6,603,000	8,277,000	8,271,000	6,149,000	7,910,750	9,305,000
Planning	0	0	850,000	850,000	100,000	100,000	100,000
Police	758,305	1,309,400	1,452,700	378,800	506,800	488,900	411,300
Public Health Madison Dane Co	0	0	730,000	0	0	179,000	0
Stormwater Utility	900,300	5,810,500	5,985,500	5,888,500	9,901,000	11,238,500	10,477,500
Streets	252,977	2,487,658	3,307,406	1,596,805	2,171,705	3,426,805	3,181,686
Traffic Engineering	750,000	6,640,000	1,001,000	5,598,160	650,000	675,000	620,000
TOTAL	\$ 36,767,013	\$ 96,916,848	\$ 119,987,189	\$ 97,707,295	\$ 94,326,359	\$ 81,911,727	\$ 76,744,693



2016
CITY OF MADISON
Capital Improvement Program
EXECUTIVE BUDGET
City Summary - Other Funding Requirements

ALL AGENCIES

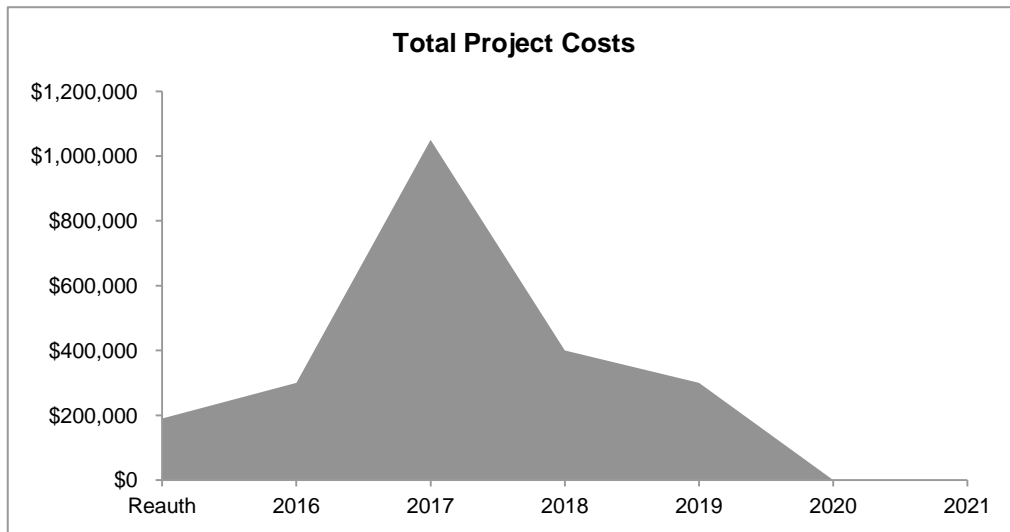
	Reauth	2016	2017	2018	2019	2020	2021
Agency Name							
CDA Redevelopment	\$ 0	\$ 300,000	\$ 650,000	\$ 300,000	\$ 0	\$ 0	\$ 0
Community Development	0	1,500,000	3,525,000	1,500,000	500,000	730,000	0
Economic Development	300,000	49,862,000	690,000	375,000	250,000	0	5,000,000
Engineering - Facilities Mgmt	0	1,340,000	20,000	20,000	20,000	20,000	20,000
Engineering - Major Streets	2,658,000	10,430,815	19,247,000	6,700,380	5,850,000	5,340,000	3,950,000
Engineering - Other Projects	0	178,450	89,300	112,000	85,700	159,000	129,000
Engineering - Bicycle and Ped	500,000	2,119,000	2,096,000	1,832,600	895,000	940,000	987,000
Fleet Service	0	124,470	0	0	0	0	0
Information Technology	0	1,704,000	0	0	0	0	0
Library	0	0	2,325,000	0	0	0	0
Metro Transit	0	10,054,760	15,155,933	11,983,229	5,275,966	5,819,088	12,792,709
Miscellaneous	0	75,000	0	0	0	0	0
Monona Terrace	0	691,000	2,177,000	4,187,000	1,108,000	1,000,000	1,000,000
Parking	12,150,000	17,239,000	7,093,000	874,500	1,126,000	721,500	505,000
Parks	1,070,000	1,776,000	6,558,000	4,916,000	4,266,000	1,998,000	6,118,000
Planning	250,000	100,000	0	0	0	0	0
Sewer Utility	2,665,000	10,098,100	16,291,450	12,189,600	12,931,300	13,722,595	13,409,595
Stormwater Utility	425,000	3,586,700	3,324,500	3,229,800	3,864,000	4,498,500	3,169,500
Traffic Engineering	0	928,000	801,700	961,000	981,100	1,002,000	945,000
Water Utility	8,167,000	20,988,000	30,367,000	22,669,000	22,765,000	24,176,000	21,653,800
TOTAL	\$28,185,000	\$133,095,295	\$110,410,883	\$ 71,850,109	\$ 59,918,066	\$ 60,126,683	\$ 69,679,604



**2016
Capital Budget
Capital Improvement Program**

Agency Name: Community Development Authority

Project	Capital Budget						
	Reauth	2016	2017	2018	2019	2020	2021
1 CDA Redevelopment - Village On Park	\$ 0	\$ 0	\$ 350,000	\$ 0	\$ 0	\$ 0	\$ 0
2 Mosaic Ridge Construction Financing	0	300,000	300,000	300,000	0	0	0
3 Public Housing Redevelopment	190,000	0	400,000	100,000	300,000	0	0
Total	\$ 190,000	\$ 300,000	\$ 1,050,000	\$ 400,000	\$ 300,000	\$ 0	\$ 0



**2016
Capital Budget
Expenditure Categories and Funding Sources**

Agency Name: Community Development Authority

Agency No.: 91

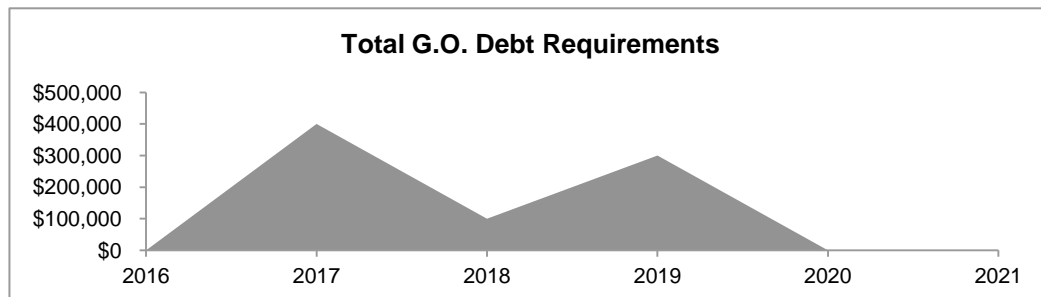
All Projects Expenditures:	Capital Budget						
	Reauth	2016	2017	2018	2019	2020	2021
Purchased Services	\$ 0	\$ 0	\$ 0	\$ 0	\$ 0	\$ 0	\$ 0
Materials & Supplies	0	0	0	0	0	0	0
Inter-Agency Charges	0	0	0	0	0	0	0
Loans	0	0	0	0	0	0	0
Professional Fees	190,000	300,000	1,050,000	400,000	300,000	0	0
Land & Land Improve	0	0	0	0	0	0	0
Building & Bldg Improve	0	0	0	0	0	0	0
Equipment and Vehicles	0	0	0	0	0	0	0
Other	0	0	0	0	0	0	0
Total Project Costs	\$ 190,000	\$ 300,000	\$ 1,050,000	\$ 400,000	\$ 300,000	\$ 0	\$ 0

Funding Sources:

Federal Sources	\$ 0	\$ 0	\$ 0	\$ 0	\$ 0	\$ 0	\$ 0
State Sources	0	0	0	0	0	0	0
Impact Fees	0	0	0	0	0	0	0
Private Contributions	0	0	0	0	0	0	0
Revenue Bonds	0	0	0	0	0	0	0
Special Assessments	0	0	0	0	0	0	0
TIF Cash	0	0	0	0	0	0	0
County Sources	0	0	0	0	0	0	0
Reserves Applied	0	300,000	650,000	300,000	0	0	0
Other	0	0	0	0	0	0	0
Total Other Sources	\$ 0	\$ 300,000	\$ 650,000	\$ 300,000	\$ 0	\$ 0	\$ 0
G.O. General Fund	\$ 190,000	\$ 0	\$ 400,000	\$ 100,000	\$ 300,000	\$ 0	\$ 0
G.O. Non-General Fund	\$ 0	\$ 0	\$ 0	\$ 0	\$ 0	\$ 0	\$ 0
Total G.O. Debt	\$ 190,000	\$ 0	\$ 400,000	\$ 100,000	\$ 300,000	\$ 0	\$ 0

Estimated Annual Debt Service

G.O. General Fund	\$ 24,700	\$ 0	\$ 52,000	\$ 13,000	\$ 39,000	\$ 0	\$ 0
G.O. Non-General Fund	\$ 0	\$ 0	\$ 0	\$ 0	\$ 0	\$ 0	\$ 0



**2016
Capital Budget**

Agency Name: Community Development Authority

Agency No.: 91

		CDA Redevelopment - Village on Park	Project No. 10578
GO	\$	0	Funding will be used replace roofs at The Village on Park. Approval is subject to available operating cash reserves.
Other		0	
		\$ 0	

		Mosaic Ridge Construction Financing	Project No. 10079
GO	\$	0	In 2005 and 2006, the City purchased two properties on Allied Drive and Jenewein Road for redevelopment purposes. The property totals 11.5 acres. With significant neighborhood and community involvement, a master plan for the 11.5 acres was created. The master plan includes the construction of owner occupied housing at varying levels of affordability. The CDA is moving forward with the sale and construction of 24 single family homes on Allied Drive ("Mosaic Ridge"). Other funding is from CDA reserves.
Other		300,000	
		\$ 300,000	

		Public Housing Redevelopment	Project No. 10068
GO	\$	190,000	Funding will be used for the planning and implementation of public housing redevelopment in 2014 through 2019. Project funding will be used for the planning and redevelopment of the CDA's federally subsidized housing portfolio including but not limited to the Triangle, Romnes, Webb-Rethke, and Tenney Park. The housing is 50 to 60 years old and provides critical affordable housing to low income residents. The recommended GO borrowing is a reauthorization of 2015 appropriations.
Other		0	
		\$ 190,000	

**2016
Capital Budget
Summary**

Agency Name: Community Development Authority

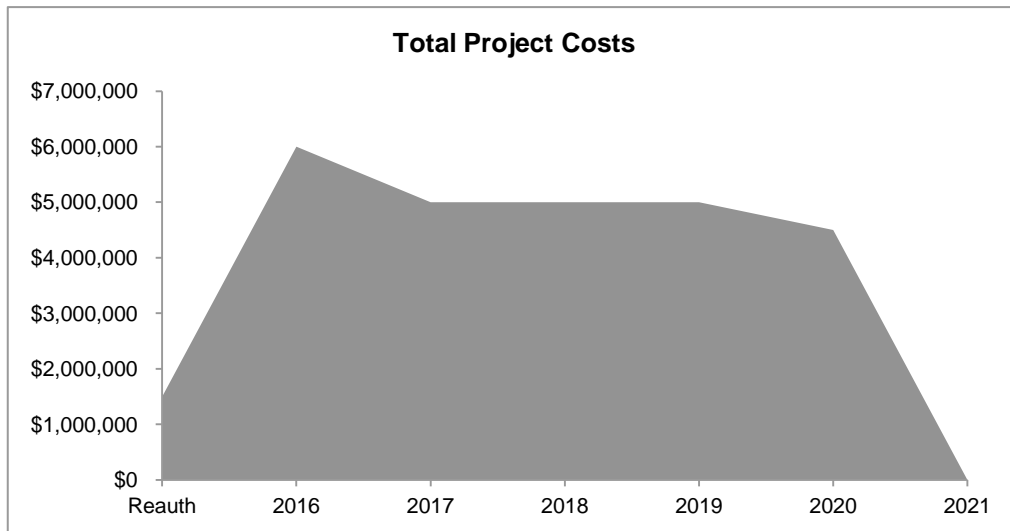
Agency Number: 91

Project Name	Agency Request	Executive	Executive		
			G.O. Debt	Other Funding	Total
1 CDA Red. - Village On Park	\$ 0	\$ 0	\$ 0	\$ 0	\$ 0
2 Mosaic Ridge Construction Financing	300,000	300,000	0	300,000	300,000
3 Public Housing Redevelopment	190,000	190,000	190,000	0	190,000
Total	<u>\$ 490,000</u>	<u>\$ 490,000</u>	<u>\$ 190,000</u>	<u>\$ 300,000</u>	<u>\$ 490,000</u>

**2016
Capital Budget
Capital Improvement Program**

Agency Name: Community Development Division

Project	Capital Budget						
	Reauth	2016	2017	2018	2019	2020	2021
1 Affordable Housing Fund	\$ 1,500,000	\$ 4,500,000	\$ 4,500,000	\$ 4,500,000	\$ 4,500,000	\$ 4,500,000	\$ 0
2 Neighborhood Centers	0	1,500,000	500,000	500,000	500,000	0	0
Total	<u>\$ 1,500,000</u>	<u>\$ 6,000,000</u>	<u>\$ 5,000,000</u>	<u>\$ 5,000,000</u>	<u>\$ 5,000,000</u>	<u>\$ 4,500,000</u>	<u>\$ 0</u>



**2016
Capital Budget
Expenditure Categories and Funding Sources**

Agency Name: Community Development Division

Agency No.: 62

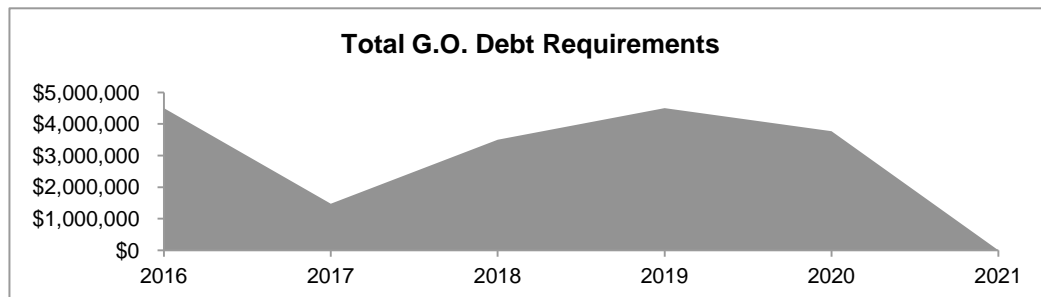
All Projects Expenditures:	Capital Budget						
	Reauth	2016	2017	2018	2019	2020	2021
Purchased Services	\$ 0	\$ 0	\$ 0	\$ 0	\$ 0	\$ 0	\$ 0
Materials & Supplies	0	0	0	0	0	0	0
Inter-Agency Charges	0	0	0	0	0	0	0
Loans	0	0	0	0	0	0	0
Professional Fees	0	0	0	0	0	0	0
Land & Land Improve	1,500,000	6,000,000	5,000,000	5,000,000	5,000,000	4,500,000	0
Building & Bldg Improve	0	0	0	0	0	0	0
Equipment and Vehicles	0	0	0	0	0	0	0
Other	0	0	0	0	0	0	0
Total Project Costs	\$ 1,500,000	\$ 6,000,000	\$ 5,000,000	\$ 5,000,000	\$ 5,000,000	\$ 4,500,000	\$ 0

Funding Sources:

Federal Sources	\$ 0	\$ 0	\$ 0	\$ 0	\$ 0	\$ 0	\$ 0
State Sources	0	0	0	0	0	0	0
Impact Fees	0	0	0	0	0	0	0
Private Contributions	0	500,000	500,000	500,000	500,000	0	0
Revenue Bonds	0	0	0	0	0	0	0
Special Assessments	0	0	0	0	0	0	0
TIF Cash	0	500,000	3,025,000	1,000,000	0	730,000	0
County Sources	0	0	0	0	0	0	0
Reserves Applied	0	500,000	0	0	0	0	0
Other	\$ 0	0	0	0	0	0	0
Total Other Sources	\$ 0	\$ 1,500,000	\$ 3,525,000	\$ 1,500,000	\$ 500,000	\$ 730,000	\$ 0
G.O. General Fund	\$ 1,500,000	\$ 4,500,000	\$ 1,475,000	\$ 3,500,000	\$ 4,500,000	\$ 3,770,000	\$ 0
G.O. Non-General Fund	\$ 0	\$ 0	\$ 0	\$ 0	\$ 0	\$ 0	\$ 0
Total G.O. Debt	\$ 1,500,000	\$ 4,500,000	\$ 1,475,000	\$ 3,500,000	\$ 4,500,000	\$ 3,770,000	\$ 0

Estimated Annual Debt Service

G.O. General Fund	\$ 195,000	\$ 585,000	\$ 191,750	\$ 455,000	\$ 585,000	\$ 490,100	\$ 0
G.O. Non-General Fund	\$ 0	\$ 0	\$ 0	\$ 0	\$ 0	\$ 0	\$ 0



**2016
Capital Budget**

Agency Name: Community Development Division

Agency No.: 62

Affordable Housing Fund

Project No. 17110

GO	\$ 5,000,000	This project represents the continuation of a major initiative to expand and improve the supply of affordable housing in Madison. The project will support the expansion of affordable rental housing units, especially by leveraging low-income affordable housing tax credits; repair or improvement of existing housing inventory, including owner-occupied single family housing stock; and, the purchase of single family homes by first-time homebuyers. The Affordable Housing Fund will contribute to the development of 200 new affordable units per year. 2016 funds will support Madison's second permanent supportive housing project. The recommended funding includes reauthorizing \$1,500,000 in GO borrowing from 2015 appropriations. Other funding includes \$500,000 from the cash balance available under the Affordable Housing Trust Fund and \$500,000 from the extension of the Monroe Commons Tax Increment District (TID 33).
Other	1,000,000	
	<u>\$ 6,000,000</u>	

Neighborhood Centers

Project No. 10066

GO	\$ 1,000,000	This project provides ongoing funding to support, at the direction of the Mayor and Common Council, capital costs associated with expanding or renovating existing neighborhood centers as well as developing new centers. The funding is for planning, design work, property acquisition, or construction of the Griff's location in the Park Ridge/Park Edge Neighborhood. Other funding is from private contributions/donations.
Other	500,000	
	<u>\$ 1,500,000</u>	

**2016
Capital Budget
Summary**

Agency Name: Community Development Division

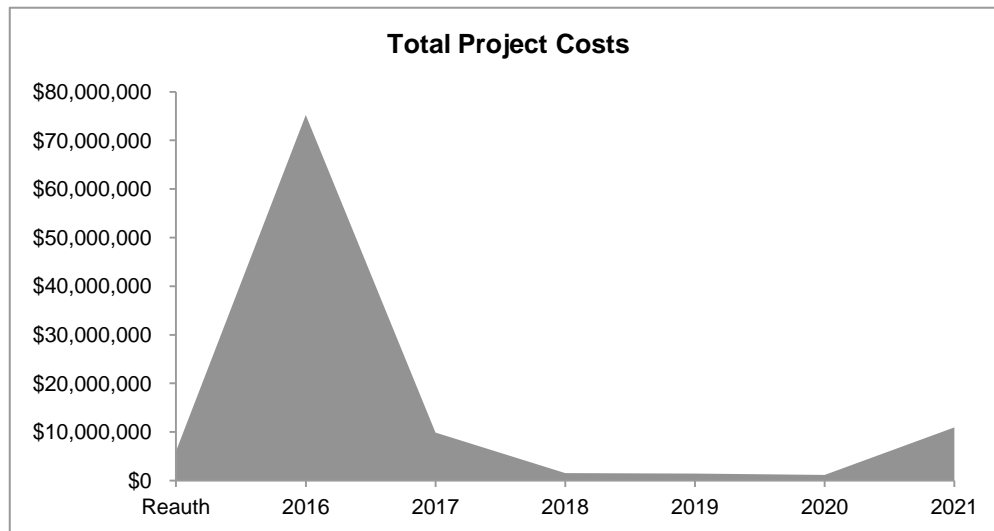
Agency Number: 62

Project Name	Agency Request	Executive	Executive		
			G.O. Debt	Other Funding	Total
1 Affordable Housing Fund	\$ 5,250,000	\$ 6,000,000	\$ 5,000,000	\$ 1,000,000	\$ 6,000,000
2 Neighborhood Centers	2,500,000	1,500,000	1,000,000	500,000	1,500,000
Total	<u>\$ 7,750,000</u>	<u>\$ 7,500,000</u>	<u>\$ 6,000,000</u>	<u>\$ 1,500,000</u>	<u>\$ 7,500,000</u>

**2016
Capital Budget
Capital Improvement Program**

Agency Name: Economic Development Division

Project	Capital Budget						
	Reauth	2016	2017	2018	2019	2020	2021
1 Center for Industry and Commerce	\$0	\$90,000	\$40,000	\$40,000	\$40,000	\$40,000	\$40,000
2 Co-Operative Enterprise Dev.	0	600,000	600,000	600,000	600,000	600,000	0
3 Healthy Food	100,000	250,000	300,000	300,000	300,000	300,000	300,000
4 Housing Employers Study	0	0	30,000	0	30,000	0	30,000
5 LB Land Puchase	0	1,000,000	0	0	0	0	0
6 Public Market	0	0	0	0	0	0	10,350,000
7 TID 25-Judge Doyle Square	0	57,387,000	0	0	0	0	0
8 TID 32 State Street	300,000	240,000	440,000	125,000	0	0	0
9 TID 36 Capitol Gateway Corridor	0	10,135,000	6,135,000	135,000	135,000	135,000	135,000
10 TID 37 Union Corners	0	30,000	30,000	30,000	30,000	30,000	30,000
11 TID 39 Stoughton Road	530,000	0	30,000	30,000	30,000	30,000	30,000
12 TID 42 Wingra	0	30,000	30,000	30,000	30,000	30,000	30,000
13 TID 43 Park/Drake	0	300,000	250,000	250,000	250,000	0	0
14 TID 44 Royster Clark	2,658,000	612,000	0	0	0	0	0
15 TID 45 Cap Square West	0	3,745,000	1,695,000	0	0	0	0
16 TID 46 Research Park	2,500,000	0	0	0	0	0	0
17 Women Small Bus. Develop Fund	0	800,000	300,000	0	0	0	0
Total	\$ 6,088,000	\$ 75,219,000	\$ 9,880,000	\$ 1,540,000	\$ 1,445,000	\$ 1,165,000	\$ 10,945,000



**2016
Capital Budget
Expenditure Categories and Funding Sources**

Agency Name: Economic Development Division

Agency No.: 63

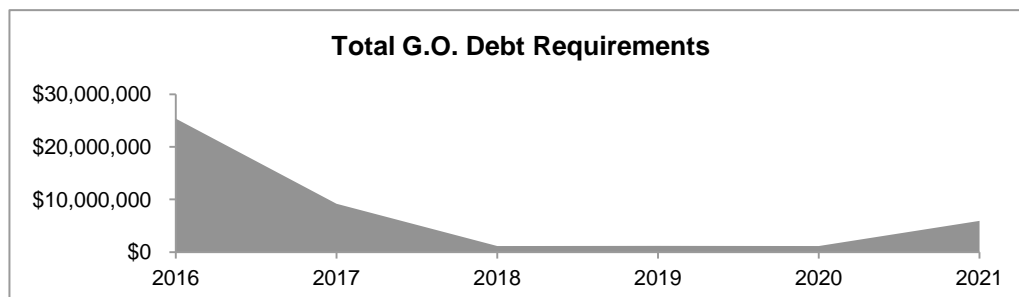
All Projects Expenditures:	Capital Budget	2016	2017	2018	2019	2020	2021					
	Reauth											
Purchased Services	\$	0	\$	0	\$	0	\$	0	\$	0	\$	0
Materials & Supplies		0	0	0	0	0	0	0	0	0	0	0
Inter-Agency Charges		0	0	0	0	0	0	0	0	0	0	0
Loans/Grants		6,088,000	40,509,000	1,890,000	1,275,000	1,150,000	900,000	300,000				
Professional Fees		0	350,000	130,000	100,000	130,000	100,000	130,000				
Land & Land Improve		0	27,310,000	1,860,000	165,000	165,000	165,000	165,000				
Building & Bldg Improve		0	7,000,000	6,000,000	0	0	0	10,350,000				
Equipment and Vehicles		0	0	0	0	0	0	0				
Other		0	50,000	0	0	0	0	0				
Total Project Costs		\$ 6,088,000	\$ 75,219,000	\$ 9,880,000	\$ 1,540,000	\$ 1,445,000	\$ 1,165,000	\$ 10,945,000				

Funding Sources:

Federal Sources	\$	0	\$	0	\$	0	\$	0	\$	0	\$	0		
State Sources		0	0	0	0	0	0	0	0	0	0	0		
Impact Fees		0	0	0	0	0	0	0	0	0	0	0		
Private Contributions		0	0	0	0	0	0	5,000,000						
Revenue Bonds		0	0	0	0	0	0	0						
Special Assessments		0	0	0	0	0	0	0						
TIF Cash		0	49,862,000	690,000	375,000	250,000	0	0						
County Sources		0	0	0	0	0	0	0						
Reserves Applied		0	0	0	0	0	0	0						
Other		300,000	0	0	0	0	0	0						
Total Other Sources		\$ 300,000	\$ 49,862,000	\$ 690,000	\$ 375,000	\$ 250,000	\$ 0	\$ 5,000,000						
G.O. General Fund	\$	100,000	\$	1,000,000	\$	1,270,000	\$	940,000	\$	970,000	\$	940,000	\$	5,720,000
G.O. Non-General Fund	\$	5,688,000	\$	24,357,000	\$	7,920,000	\$	225,000	\$	225,000	\$	225,000	\$	225,000
Total G.O. Debt		\$ 5,788,000	\$ 25,357,000	\$ 9,190,000	\$ 1,165,000	\$ 1,195,000	\$ 1,165,000	\$ 5,945,000						

Estimated Annual Debt Service

G.O. General Fund	\$	13,000	\$	130,000	\$	165,100	\$	122,200	\$	126,100	\$	122,200	\$	743,600
G.O. Non-General Fund	\$	739,440	\$	3,166,410	\$	1,029,600	\$	29,250	\$	29,250	\$	29,250	\$	29,250



**2016
Capital Budget**

Agency Name: Economic Development Division

Agency No.: 63

Center for Industry and Commerce

Project No. 10070

GO	\$	0	This project funds holding, maintenance and marketing costs for the 96 acre Center for Industry and Commerce. \$40,000 will be used to maintain the property and facilitate marketing and development. \$50,000 of the funds will be used to pay the City's portion of Hoepker Road construction assessments. This project will be funded through a direct appropriation from General Fund.
Other		90,000	
		<u>\$ 90,000</u>	

Co-operative Enterprise Development

Project No. 17073

GO	\$	0	This project funds co-operative enterprises for purposes of job creation and development. This project will be funded through a direct appropriation from General Fund.
Other		600,000	
		<u>\$ 600,000</u>	

Healthy Food

Project No. 10783

GO	\$	0	The City of Madison Healthy Retail Access Program, created by the Common Council in June 2015, sets city funds available for healthy retail projects that aim to improve access to affordable, healthy, and culturally appropriate retail within the areas of focus, as indentified in the Food Access Improvement Map.
Other		350,000	
		<u>\$ 350,000</u>	

The program is prioritizing the following types of projects: Increasing the availability of healthy food through physical improvements of retail space; assistance for the marketing of healthy food options within an existing retailer; providing new affordable grocery distribution options; improving access to existing grocery retailers; increasing the availability of healthy food options through the planning for new food retail; other physical improvements to retail environments that increase access to healthy food.

The program aims to additionally fund organizations that are in a position to provide services to retail business accepting program funds. Some examples of technical assistance: The goal of the program is to set aside at least 25% of program funds for the purposes of funding technical assistance. The city will accept rolling applications from both retailers and organizations directly working with retailers. Any unused funds will be left in the program for future use. The recommended funding includes reauthorizing \$100,000 from 2015 appropriation. The project will be funded through a direct appropriation from the General Fund.

Housing Employers Study

Project No. 65316

GO	\$	0	City staff under the direction of the Housing Strategy Committee are in the process of creating a biennial housing report. The information collected will be used to inform not only the housing initiatives of the City, but also employment and business retention initiatives. The study is planned to begin in 2017.
Other		0	
		<u>\$ 0</u>	

		LB Land Purchase	Project No. 63032
GO	\$ 1,000,000	This project funds the purchase of property on west side of Madison to be used by Parks and Storm Water Utility, with balance to be sold for private development. Acquisition of this property allows the transfer of the DNR Deed restriction from the Garver Feed Mill property to this site, which enables the Garver Feed Mill project to proceed.	
Other	0		
	<u>\$ 1,000,000</u>		

		Public Market	Project No. 10069
GO	\$ 0	This project provides funding for costs associated with the land acquisition, planning, design, site preparation and construction for a Madison Public Market to serve Madison and promote the use of local foods and products as part of the City's economic development strategy.	
Other	0		
	<u>\$ 0</u>		

		TID 25-Judge Doyle Square	Project No. 00000
GO	\$ 10,000,000	This TID is located on the south side of the Capitol Square and was created in 1995. Revenues in the TID, including \$4.2 million appropriated from the sale proceeds of City land for the development, combined with \$10 million of short-term cash flow borrowing, will finance the Judge Doyle Square project in 2016. Funding for this project includes a Jobs TIF assistance to Exact Sciences Corp. (\$12 million), private accessory parking (\$20 million), a grant to the project to offset the cost of city land (\$17.9 million), and \$400,000 to assist with the cost of replacing the Parking Utility's Government East ramp.	
Other	47,387,000		
	<u>\$ 57,387,000</u>		

		TID 32 State Street	Project No. 00000
GO	\$ 0	This TID was created to encourage commercial revitalization, building enhancement and public improvements in order to stimulate development in the 100-400 blocks of State Street. The boundaries were amended in 2008. The TID boundaries were amended again in 2011 to extend the TID to include an area defined by E. Johnson Street on the east, James Madison Park on the north and Lake Mendota on the west. Funding is provided for the following programs: Facade Improvement Grants, Small Cap Loan Fund, and Retail Improvement Grants. This level of annual funding is sufficient to meet expected demand and historical utilization. The recommended funding is a reauthorization of TID proceeds from 2015 appropriations.	
Other	540,000		
	<u>\$ 540,000</u>		

		TID 36 Capitol Gateway Corridor	Project No. 00000
GO	\$ 10,000,000	This is a project to enhance economic and industrial growth within an area generally bounded by First Street, East Washington Avenue, and Blount and East Wilson Streets. \$7,000,000 is to fund the construction of a Parking Utility parking structure at the intersection of S. Livingston Street and E. Main Street. \$1,500,000 is to fund the StartingBlock project. \$1,500,000 is to fund potential TIF investment toward the Galaxie Phase II project. \$135,000 is for project management, marketing, consulting, and land holding costs. Other funding for the project is from TID proceeds.	
Other	135,000		
	<u>\$ 10,135,000</u>		

		TID 37 - Union Corners	Project No. 00000
GO	\$ 0	TID 37 was created to facility the redevelopment of the Union Corners property at the intersection of E. Washington Avenue and Milwaukee Street. \$30,000 is provided for property holding costs within the Union Corners site. The funding is available from TID 37 proceeds.	
Other	30,000		
	<u>\$ 30,000</u>		

		TID 39 Stoughton Rd	Project No. 00000
GO	\$ 530,000	TID 39 was created to promote economic development within an area generally bounded by South Stoughton Road, Cottage Grove Road, Interstate 39/90 and the property line between Voges Road and the Beltline. \$500,000 is for a potential TIF investment in a business expansion project. \$30,000 is for property holding costs. The recommended borrowing is TID-eligible and reauthorized from 2015.	
Other	0		
	<u>\$ 530,000</u>		

		TID 42 Wingra	Project No. 00000
GO	\$ 0	TID 42 was created to encourage commercial revitalization, housing development, building enhancements, and public improvements to stimulate economic development and eliminate blight. The TID boundaries are generally South Park Street, West Wingra Drive, and Fish Hatchery Road. \$30,000 is for property holding costs. The project will be funded through TID proceeds.	
Other	30,000		
	<u>\$ 30,000</u>		

		TID 43 Park/Drake	Project No. 00000
GO	\$ 0	TID #43 Park/Drake has been created for the sole purpose of implementing a Small Cap TIF program that will assist with conversion of deteriorating rental housing into renovated single family homes. Forgivable loans will provide for the purchase and renovation of former single-family homes in the neighborhood that have been most recently utilized as student rental housing. Existing and planned multifamily developments in the TID will provide the generation of increment to support the Small Cap TIF program.	
Other	300,000		
	<u>\$ 250,000</u>		

		TID 44 Royster Clark	Project No. 00000
GO	\$ 3,270,000	TID 44 was created to support the redevelopment of the former Royster Clark property at the intersection Cottage Grove Road and Dempsey Road, along with properties along Cottage Grove Road extending east and west of Stoughton Road. \$3,270,000 is for street construction associated with the redevelopment of the Royster Clark property. The recommended funding includes \$2,658,000 in reauthorized TID-eligible GO borrowing from 2015.	
Other	0		
	<u>\$ 3,270,000</u>		

		TID 45 Capitol Square West	Project No. 00000
GO	\$ 3,745,000	TID 45 was created to support redevelopment properties on the west side of the Capitol Square. \$2,050,000 of 2016 funding is TIF investment in the redevelopment of the former AT&T Building. The balance of 2016 funding (\$1,675,000) is to be used for the reconstruction of Capitol Square pavement, which is scheduled for construction in 2016 and 2017.	
Other	0		
	<u>\$ 3,745,000</u>		

		TID 46 Research Park	Project No. 00000
GO	\$ 2,500,000	TID 46 is being created to support development within the University Research Park. The TID boundaries will generally be Mineral Point Road, Science Drive, Tokay Boulevard, and Woodford Drive. \$2,500,000 is to be used for a potential business expansion project. The recommended borrowing is TID-eligible and reauthorized from 2015.	
Other	0		
	<u>\$ 2,500,000</u>		

		Women Small Bus. Develop Fund	Project No. 17085
GO	\$ 300,000	This project provides funds to catalyze investment in early-stage women-owned companies and small businesses headquartered in the City of Madison for the purposes of job creation and economic development. This project will be funded through a direct appropriation from General Fund. The project will also receive funding support (\$500,000) from private contributions.	
Other	500,000		
	<u>\$ 800,000</u>		

**2016
Capital Budget
Summary**

Agency Name: Economic Development Division

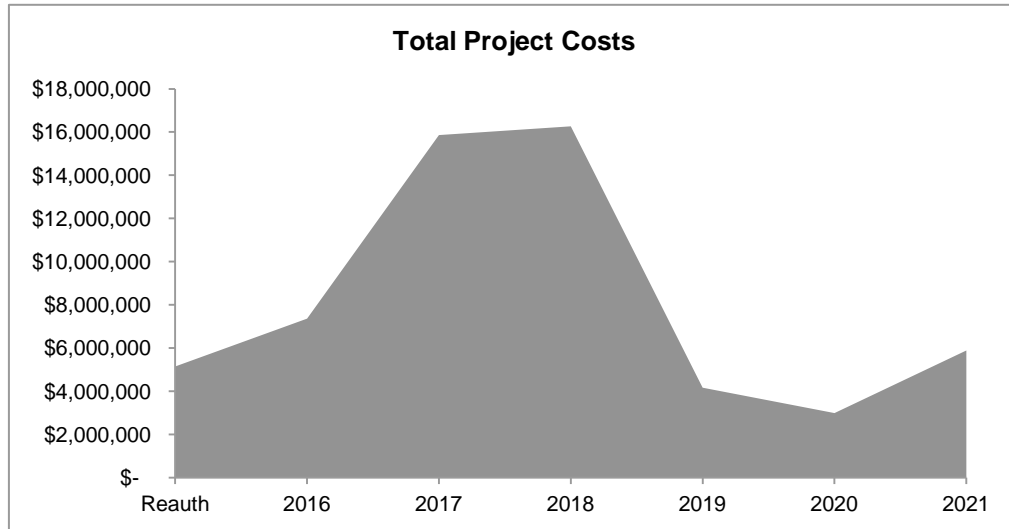
Agency Number: 63

Project Name	Agency Request	Executive	Executive		
			G.O. Debt	Other Funding	Total
1 Center for Industry and Commerce	\$ 0	\$ 90,000	\$ 0	\$ 90,000	\$ 90,000
2 Co-Operative Enterprise Development	0	600,000	0	600,000	600,000
3 Healthy Food	400,000	350,000	100,000	250,000	350,000
4 Housing Employers Study	0	0	0	0	0
5 LB Land Puchase	1,000,000	1,000,000	1,000,000	0	1,000,000
6 Public Market	0	0	0	0	0
7 TID 25	57,387,000	57,387,000	10,000,000	47,387,000	57,387,000
8 TID 32 State Street	540,000	540,000	0	540,000	540,000
9 TID 36 Capitol Gateway Corridor	10,135,000	10,135,000	10,000,000	135,000	10,135,000
10 TID 37 Union Corners	30,000	30,000	0	30,000	30,000
11 TID 39 Stoughton Road	530,000	530,000	530,000	0	530,000
12 TID 42 Wingra	30,000	30,000	0	30,000	30,000
13 TID 43 Park/Drake	300,000	300,000	0	300,000	300,000
14 TID 44 Royster Clark	3,270,000	3,270,000	3,270,000	0	3,270,000
15 TID 45 Cap Square West	3,745,000	3,745,000	3,745,000	0	3,745,000
16 TID 46 Research Park	2,500,000	2,500,000	2,500,000	0	2,500,000
17 Women Small Bus. Develop Fund	1,000,000	800,000	0	800,000	800,000
Total	\$ 80,867,000	\$ 81,307,000	\$ 31,145,000	\$ 50,162,000	\$ 81,307,000

**2016
Capital Budget
Capital Improvement Program**

Agency Name: Engineering - Facilities Management

Project	Capital Budget						
	Reauth	2016	2017	2018	2019	2020	2021
1 AED Purchase & Installation	\$ 0	\$20,000	\$ 0	\$ 0	\$ 0	\$ 0	\$ 0
2 CCB Improvements	0	270,000	320,000	170,000	100,000	100,000	100,000
3 CCB Tenant Improvements	0	0	0	1,495,000	0	0	2,000,000
4 City Channel Move and Remodel	350,000	0	0	0	0	0	0
5 City Fleet Stalls-JDS	0	1,300,000	0	0	0	0	0
6 Energy Improvements	200,000	240,000	250,000	260,000	270,000	280,000	290,000
7 Fairchild Bldg Boiler Replacement	0	0	700,000	0	0	0	0
8 Fire Building Improvements	100,000	657,000	450,000	450,000	380,000	465,000	468,000
9 General Bldg Improvements	300,000	240,000	250,000	260,000	270,000	280,000	290,000
10 MMB Renovation	3,000,000	1,805,000	12,000,000	11,000,000	1,050,000	0	0
11 Park Facility Improvements	350,000	700,000	700,000	700,000	700,000	700,000	700,000
12 Sayle Street Facility Remodel	0	0	0	0	520,000	225,000	640,000
13 Streets Facility Improvements	297,700	1,380,000	440,000	1,180,000	125,000	190,000	650,000
14 Sustainability Improvements	550,000	750,000	750,000	750,000	750,000	750,000	750,000
Total	\$ 5,147,700	\$ 7,362,000	\$ 15,860,000	\$ 16,265,000	\$ 4,165,000	\$ 2,990,000	\$ 5,888,000



**2016
Capital Budget
Expenditure Categories and Funding Sources**

Agency Name: Engineering - Facilities Management

Agency No.: 40

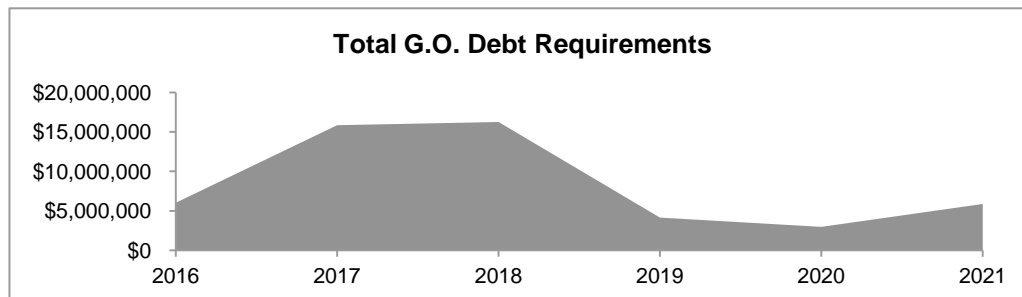
All Projects Expenditures:	Capital Budget		2016	2017	2018	2019	2020	2021
	Reauth							
Purchased Services	\$	0	\$ 0	\$ 0	\$ 0	\$ 0	\$ 0	\$ 0
Materials & Supplies		0	0	0	0	0	0	0
Inter-Agency Charges		0	0	0	0	0	0	0
Loans		0	0	0	0	0	0	0
Professional Fees		0	0	0	0	0	0	0
Land & Land Improve		0	0	0	0	0	0	0
Building & Bldg Improve		3,350,000	3,105,000	12,700,000	12,495,000	1,570,000	225,000	2,640,000
Equipment and Vehicles		0	0	0	0	0	0	0
Other		1,797,700	4,257,000	3,160,000	3,770,000	2,595,000	2,765,000	3,248,000
Total Project Costs	\$	5,147,700	7,362,000	15,860,000	16,265,000	4,165,000	2,990,000	5,888,000

Funding Sources:

Federal Sources	\$	0	\$ 0	\$ 0	\$ 0	\$ 0	\$ 0	\$ 0
State Sources		0	20,000	20,000	20,000	20,000	20,000	20,000
Impact Fees		0	0	0	0	0	0	0
Private Contributions		0	0	0	0	0	0	0
Revenue Bonds		0	0	0	0	0	0	0
Special Assessments		0	0	0	0	0	0	0
TIF Cash		0	0	0	0	0	0	0
County Sources		0	0	0	0	0	0	0
Reserves Applied		0	0	0	0	0	0	0
Other		0	1,320,000	0	0	0	0	0
Total Other Sources	\$	0	1,340,000	20,000	20,000	20,000	20,000	20,000
G.O. General Fund	\$	5,147,700	6,022,000	15,840,000	16,245,000	4,145,000	2,970,000	5,868,000
G.O. Non-General Fund	\$	0	0	0	0	0	0	0
Total G.O. Debt	\$	5,147,700	6,022,000	15,840,000	16,245,000	4,145,000	2,970,000	5,868,000

Estimated Annual Debt Service

G.O. General Fund	\$	669,201	\$ 782,860	\$ 2,059,200	\$ 2,111,850	\$ 538,850	\$ 386,100	\$ 762,840
G.O. Non-General Fund	\$	0	0	0	0	0	0	0



**2016
Capital Budget**

Agency Name: Engineering - Facilities Management

Agency No.: 40

AED Purchase & Installation

Project No. 10136

GO	\$	0	This project will purchase and install Automated External Defibrillators (AEDs) throughout City buildings. Facilities management worked with the Fire Department to determine the priorities for purchasing and installing AEDs that are compatible with MFD's requirements. Other funding is from transfers from the General Fund.
Other		20,000	
		20,000	
		\$ 20,000	

CCB Improvements

Project No. 10561

GO	\$	270,000	This project represents the City's share of renovations scheduled for the City-County Building (CCB). Improvements planned for 2016 include elevator repairs, installation of recycling stations, and flashing to the exterior of the facility.
Other		0	
		270,000	
		\$ 270,000	

CCB Tenant Improvements

Project No. 10779

GO	\$	0	This project funds needed remodeling of key City agencies in the CCB including Human Resources and the City Attorney's Office. There may also be some minor improvements to the Mayor's Office and Finance.
Other		0	
		0	
		\$ 0	

City Channel Move and Remodel

Project No. 10574

GO	\$	350,000	City Channel needs to move out of MMB so all staff are located in one office. This move will permit better coordination and more efficient use of space. This project is to purchase space in CCB, to cover construction costs, and to purchase needed furniture, fixtures, and studio equipment. The recommended GO borrowing is a reauthorization of 2015 appropriations.
Other		0	
		350,000	
		\$ 350,000	

City Fleet Stalls-Judge Doyle Square

Project No. 00000

GO	\$	0	This project funds the purchase of 40 parking stalls for the City's fleet housed at the Madison Municipal Building as part of the Judge Doyle Square development. This project will be funded through proceeds of the land sale.
Other		1,300,000	
		1,300,000	
		\$ 1,300,000	

Energy Improvements

Project No. 10562

GO	\$	420,000	This project funds energy efficiency improvements for City buildings. Projects include upgrading facilities with energy efficient HVAC systems and controls, lighting systems, air sealing, and insulating facilities. All of these projects yield a two to seven year payback. Other funding is grant funding through Focus on Energy. The recommended funding includes reauthorizing \$200,000 in GO borrowing from 2015 appropriations.
Other		20,000	
		440,000	
		\$ 440,000	

Fairchild Building Boiler Replacement

Project No. 11078

GO	\$	0	This project funds the replacement of a steam boiler. Funding will be used to replace the steam boiler with a more energy efficient hot water boiler and new controls will be installed. Currently there is no way to zone heat in the building.
Other		0	
		0	
		\$ 0	

		Fire Building Improvements	Project No. 10560
GO	\$ 757,000	This project funds miscellaneous improvements to Fire Stations. Projects planned for 2016 includes adding a boiler in FS#3; new furnaces in FS#4 and FS#6; upgrade make-up air to improve energy efficiency in FS#5; new condensers in FS#7 and FS#9; and AC upgrades in FS#8. Storage sheds will be added to fire stations as needed. The recommended funding includes reauthorizing \$100,000 of GO borrowing from 2015 appropriations.	
Other	0		
	<u>\$ 757,000</u>		

		General Building Improvements	Project No. 10549
GO	\$ 540,000	This project funds improvements to buildings maintained by Facilities Management. Funding will address unanticipated capital repairs that may need to be made throughout the year such as emergency repairs to electrical, HVAC, and roof issues. This project also includes funding for architectural/engineering studies related to City buildings. The recommended funding includes reauthorizing \$300,000 GO borrowing from 2015 appropriations.	
Other	0		
	<u>\$ 540,000</u>		

		MMB Renovation	Project No. 10550
GO	\$ 4,805,000	This project is a rehabilitation effort to reestablish the Madison Municipal Building (MMB) as a productive and usable space both inside and out, for City staff and visitors alike. This project began in 2014 and 2015, with funding for programming and preliminary design. Design continues through 2016 with construction of MMB in 2017 and 2018. Installation of furnishings, fixtures and equipment and staff occupancy are scheduled for late 2018 early 2019. The recommended funding includes reauthorizing \$3 million in GO borrowing from 2015 appropriations.	
Other	0		
	<u>\$ 4,805,000</u>		

		Park Facility Improvements	Project No. 10564
GO	\$ 1,050,000	This project makes improvements to parks' facilities. Projects in 2016 include building a new restroom at Esther Beach, design of a restroom at Walter Street, restoration of the mausoleum, hot water solar at Olbrich, and improvements to Summit Maintenance Facility. The recommended funding includes reauthorizing \$350,000 in GO borrowing from 2015 appropriations.	
Other	0		
	<u>\$ 1,050,000</u>		

		Sayle Street Facility Remodel	Project No. 11079
GO	\$ 0	This project remodels the Sayle Street Traffic Engineering Facility after the Radio Shop moves out to relocate at the new Fleet Service site. Upgrades will include HVAC and major remodeling.	
Other	0		
	<u>\$ 0</u>		

		Streets Facility Improvements	Project No. 10565
GO	\$ 1,677,700	This project makes improvements to Streets Division Facilities. 2016 projects include replacing large fresh air intakes at East and West Streets locations, and designing and remodeling the East office area. The recommended funding includes reauthorizing \$297,000 in GO borrowing from 2015 appropriations.	
Other	0		
	<u>\$ 1,677,700</u>		

Sustainability Improvements

Project No. 10563

GO \$ 1,300,000
Other 0
\$ 1,300,000

This funding will be used to implement the Madison Sustainability Plan by launching a program called "Madison Megawatt - Solar Generated and Energy Saved for Community Resilience" with a goal of generating a megawatt of renewable energy and reducing a megawatt of energy use by 2020. Projects include significant solar installations and energy efficiency programs. For 2016, funding will be used to implement the second year of the Georgetown Energy Competition, provide funding for solar projects, PACE financing and voluntary energy benchmarking for commercial properties. The recommended funding includes reauthorizing \$550,000 in GO borrowing from 2015 appropriations.

**2016
Capital Budget
Summary**

Agency Name: Engineering - Facilities Management

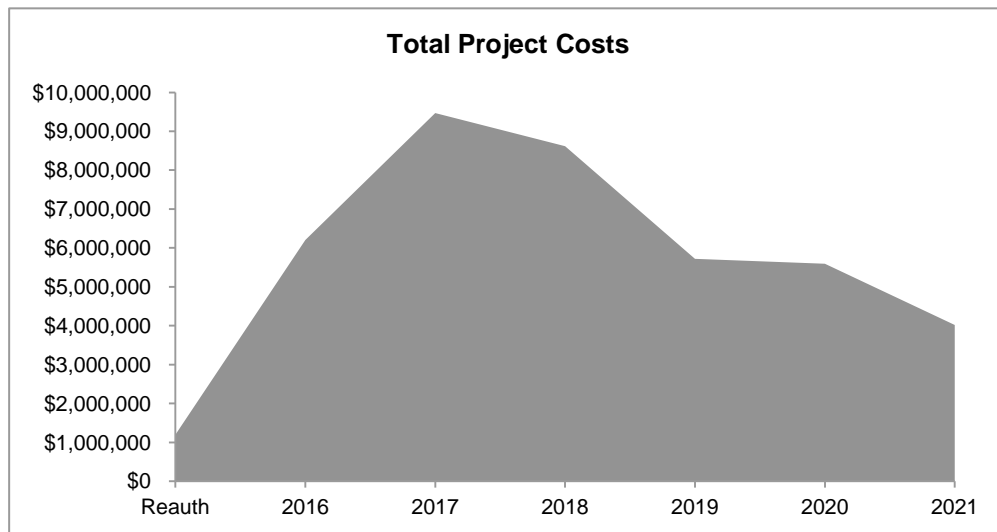
Agency Number: 40

Project Name	Agency Request	Executive	Executive		
			G.O. Debt	Other Funding	Total
1 AED Purchase & Installation	\$ 20,000	\$ 20,000	\$ 0	\$ 20,000	\$ 20,000
2 CCB Improvements	270,000	270,000	270,000	0	270,000
3 CCB Tenant Improvements	0	0	0	0	0
4 City Channel Move and Remodel	350,000	350,000	350,000	0	350,000
5 City Fleet Stalls-JDS	1,300,000	1,300,000	0	1,300,000	1,300,000
6 Energy Improvements	440,000	440,000	420,000	20,000	440,000
7 Fairchild Bldg Boiler Replacement	0	0	0	0	0
8 Fire Building Improvements	757,000	757,000	757,000	0	757,000
9 General Bldg Improvements	540,000	540,000	540,000	0	540,000
10 MMB Renovation	4,805,000	4,805,000	4,805,000	0	4,805,000
11 Park Facility Improvements	1,050,000	1,050,000	1,050,000	0	1,050,000
12 Sayle St Facility Remodel	0	0	0	0	0
13 Streets Facility Improvements	1,677,700	1,677,700	1,677,700	0	1,677,700
14 Sustainability Improvements	1,300,000	1,300,000	1,300,000	0	1,300,000
Total	\$ 12,509,700	\$ 12,509,700	\$ 11,169,700	\$ 1,340,000	\$ 12,509,700

**2016
Capital Budget
Capital Improvement Program**

Agency Name: Engineering - Bicycle and Pedestrian

Project	Capital Budget						
	Reauth	2016	2017	2018	2019	2020	2021
1 Bikeways	\$ 129,000	\$ 551,000	\$ 779,000	\$ 751,000	\$ 630,000	\$ 670,000	\$ 703,000
2 Bike Station	0	1,000,000	0	0	0	0	0
3 Cannonball Path	0	0	0	0	0	990,000	0
4 Capital City Trail	100,000	420,000	1,090,000	130,000	360,000	770,000	0
5 Goodman Path	0	490,000	350,000	560,000	0	0	0
6 Ice Age Junction	470,000	0	2,900,000	1,660,000	300,000	0	0
7 Ped/Bike Enhancements	0	210,000	216,000	222,000	229,000	230,000	243,000
8 Safe Routes to School	0	83,000	87,000	91,000	96,000	101,000	106,000
9 Safe Routes Grants Program	0	150,000	150,000	150,000	150,000	150,000	150,000
10 Sidewalk Program	0	2,685,000	2,316,000	2,432,000	2,554,000	2,682,000	2,816,000
11 State Street 700/800 Block	500,000	0	0	0	0	0	0
12 West Towne Path	0	590,000	1,580,000	2,620,000	1,400,000	0	0
13 Whitney Way Bike Crossing	0	25,000	0	0	0	0	0
Total	\$ 1,199,000	\$ 6,204,000	\$ 9,468,000	\$ 8,616,000	\$ 5,719,000	\$ 5,593,000	\$ 4,018,000



**2016
Capital Budget
Expenditure Categories and Funding Sources**

Agency Name: Engineering - Bicycle and Pedestrian

Agency No.: 40

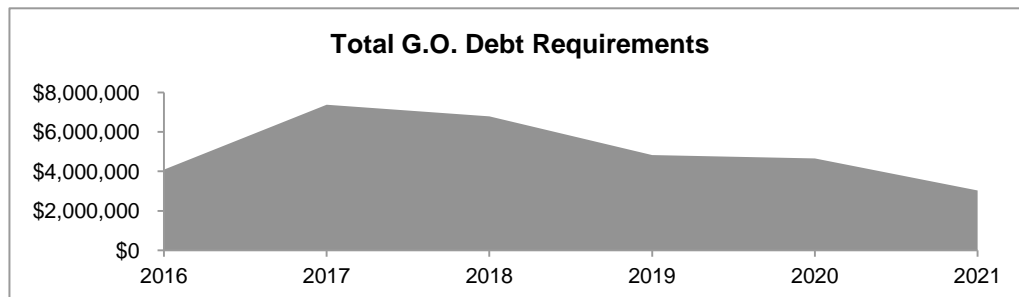
All Projects Expenditures:	Capital Budget		2016	2017	2018	2019	2020	2021						
	Reauth													
Purchased Services	\$	0	\$	0	\$	0	\$	0	\$	0				
Materials & Supplies		0		0		0		0		0				
Inter-Agency Charges		0		0		0		0		0				
Loans		0		0		0		0		0				
Professional Fees		0		0		0		0		0				
Land & Land Improve		1,199,000		2,226,000		5,859,000		5,871,000		2,840,000		2,580,000		853,000
Building & Bldg Improve		0		0		0		0		0		0		0
Equipment and Vehicles		0		0		0		0		0		0		0
Other		0		3,978,000		3,609,000		2,745,000		2,879,000		3,013,000		3,165,000
Total Project Costs		<u>\$ 1,199,000</u>		<u>\$ 6,204,000</u>		<u>\$ 9,468,000</u>		<u>\$ 8,616,000</u>		<u>\$ 5,719,000</u>		<u>\$ 5,593,000</u>		<u>\$ 4,018,000</u>

Funding Sources:

Federal Sources	\$	0	\$	0	\$	715,000	\$	0	\$	0	\$	0	\$	0
State Sources		0		0		0		0		0		0		0
Impact Fees		0		0		0		0		0		0		0
Private Contributions		0		0		70,000		385,600		0		0		0
Revenue Bonds		0		0		0		0		0		0		0
Special Assessments		0		869,000		811,000		852,000		895,000		940,000		987,000
TIF Cash		500,000		0		0		0		0		0		0
County Sources		0		0		500,000		595,000		0		0		0
Reserves Applied		0		0		0		0		0		0		0
Other		0		1,250,000		0		0		0		0		0
Total Other Sources		<u>\$ 500,000</u>		<u>\$ 2,119,000</u>		<u>\$ 2,096,000</u>		<u>\$ 1,832,600</u>		<u>\$ 895,000</u>		<u>\$ 940,000</u>		<u>\$ 987,000</u>
G.O. General Fund		\$699,000		\$4,085,000		\$7,372,000		\$6,783,400		\$4,824,000		\$4,653,000		\$3,031,000
G.O. Non-General Fund		0		0		0		0		0		0		0
Total G.O. Debt		<u>\$ 699,000</u>		<u>\$ 4,085,000</u>		<u>\$ 7,372,000</u>		<u>\$ 6,783,400</u>		<u>\$ 4,824,000</u>		<u>\$ 4,653,000</u>		<u>\$ 3,031,000</u>

Estimated Annual Debt Service

G.O. General Fund	\$	90,870	\$	531,050	\$	958,360	\$	881,842	\$	627,120	\$	604,890	\$	394,030
G.O. Non-General Fund	\$	0	\$	0	\$	0	\$	0	\$	0	\$	0	\$	0



**2016
Capital Budget**

Agency Name: Engineering - Bicycle and Pedestrian

Agency No.: 40

		Bikeways	Project No. 10138
GO	\$	680,000	The Bikeways Program includes various types of bicycle related improvements throughout the City including resurfacing of existing bike paths (priority ranked based on pavement ratings). Funding includes \$325,000 to reconstruct a path through Demetral Park to better accommodate pedestrian and bike traffic. The recommended funding includes reauthorizing \$129,000 in GO borrowing from 2015 appropriations.
Other		0	
		\$ 680,000	

		Bike Station	Project No. 00000
GO	\$	0	This project is for the design and construction of a bicycle station at the Government East Ramp. This project will consist of secure bicycle parking and may include other services. This project is managed by Traffic Engineering. Funding is provided from the Capital Projects Fund through land sale proceeds from the Judge Doyle Square project.
Other		1,000,000	
		\$ 1,000,000	

		Cannonball Path	Project No. 10142
GO	\$	0	This project funds phase 6 of the Cannonball Trail in 2020 and will construct a bike path from Fish Hatchery Road to Wingra Path.
Other		0	
		\$ 0	

		Capital City Trail	Project No. 10143
GO	\$	520,000	This project is a paved multi-use (bicycle/pedestrian) path that will extend the Capital City Trail from Buckeye Road to Interstate 39 on the southeast side of Madison, generally following the corridor of the Union Pacific rail line. This segment is an important piece of the remaining six mile gap between the Capital City Trail and the Glacial Drumlin State Trail in the village of Cottage Grove. Projects planned for 2016 are Capital City Trail Segment 1 (\$310,000) and Capital City Trail Segment 4 (\$210,000). The recommended funding includes reauthorizing \$100,000 in GO borrowing from 2015 appropriations.
Other		0	
		\$ 520,000	

		Goodman Path	Project No. 10144
GO	\$	490,000	This project is a bike and pedestrian path between the Capital City Path and STH 30. This is part of a larger project to develop a major, commuter-oriented bike path serving the east side of Madison generally following the East Branch of Starkweather Creek and the railroad corridor extending northeast to I-39 and beyond. The project planned for 2016 is Goodman Path: Powers to Hwy 30 (\$490,000).
Other		0	
		\$ 490,000	

		Ice Age Junction	Project No. 10145
GO	\$	470,000	This is part of a major north-south corridor paved multi-use (bicycle / pedestrian) path extending from Verona to north of Mineral Point Road, roughly paralleling CTH M. The remaining projects include bike facilities along CTH M between Valley View and CTH PD, an underpass of CTH M south of Flagstone, an overpass of McKee Road approximately 1000 feet west of High Point Road and path connecting Mineral Point Road at the Beltline Highway to Tree Lane. In 2016 the project will complete the segment between Mineral Point Road and Tree Lane. The recommended funding includes reauthorizing \$470,000 of GO borrowing from 2015 appropriations.
Other		0	
		\$ 470,000	

		Ped/Bike Enhancement	Project No. 10547
GO	\$ 210,000	This project will construct bike boulevards and other pedestrian and bike enhancements.	
Other	0	This project is managed by Traffic Engineering.	
	<u>\$ 210,000</u>		

		Safe Routes to School	Project No. 10548
GO	\$ 83,000	Safe Routes to School (SRTS) is an international movement that promotes walking and bicycling to school by improving the infrastructure surrounding schools that reduce motor vehicle speeds, decrease potential conflict between bicyclists, pedestrians and motor vehicles, and establish safer and fully accessible crossings, walkways, trails, and bikeways. Funding for this project is for signs, lighting, curb ramps, short sidewalk segments, islands, pavement retreatments, and traffic calming installations. In addition, funds may be used to improve access to City parks. This project is managed by Traffic Engineering.	
Other	0		
	<u>\$ 83,000</u>		

		Safe Routes Grants	Project No. 11112
GO	\$ 150,000	This project will fund the Safe Routes Grant Program. The Grant Program will pay 50% of a property owner's sidewalk assessment where new sidewalk is installed on eligible projects. Eligible projects include those projects to install sidewalk adjacent to an existing street where the right of way was annexed prior to 1981 and in which 75% of the properties are single family or two family dwelling units.	
Other	0		
	<u>\$ 150,000</u>		

		Sidewalk Program	Project No. 10148
GO	\$ 1,566,000	The Sidewalk Program consists of the repair of defective sidewalk, incidental repair of curb and gutter, and installation of new sidewalk as requested by property owners or as ordered by the Common Council. The program is also used to install handicap ramps and fund the Sidewalk Rebate Program. Continual repair of City sidewalks is required to maintain them in a safe condition and reduce the chance of injuries due to defective sidewalks. Each year, the Sidewalk Repair Program repairs sidewalk in two aldermanic districts, therefore all sidewalks are evaluated and repaired every 10 years. 2016 includes ordered sidewalk repairs in District 2 (\$550,000) and in District 6 (\$1,210,000), sidewalk sawcutting (\$165,000), and citywide requests (\$760,000). Other funding includes \$250,000 in expense reimbursements and \$869,000 from transfers from special assessments.	
Other	1,119,000		
	<u>\$ 2,685,000</u>		

		State Street 700/800 Block	Project No. 10306
GO	\$ 0	This project will include plantings and the installation of a public art piece titled, "The Leaf." The recommended borrowing includes reauthorizing \$500,000 in TIF proceeds from 2015 appropriations.	
Other	500,000		
	<u>\$ 500,000</u>		

		West Towne Path	Project No. 10165
GO	\$ 590,000	This project is a bike and pedestrian path that connects the existing West Towne Path at Struck Street to the Ice Age Junction Path at S. Junction Road. The project will increase bike and pedestrian mobility on the west side of Madison and make a vital connection to a major north-south bike path extending from Verona to north of Mineral Point Road and roughly paralleling CTH M. The project planned for 2016 is the West Towne Path from High Point Road to Junction Road (\$590,000).	
Other	0		
	<u>\$ 590,000</u>		

		Whitney Way Bike Crossing	Project No. 10171
GO	\$ 25,000	This project includes widening of sidewalk on the east side of Whitney Way and bike route extension to Segoe Road. This will provide a connection to the recently constructed ped/bike path on the north side of the West Beltline just west of Whitney Way.	
Other	0		
	<u>\$ 25,000</u>		

**2016
Capital Budget
Summary**

Agency Name: Engineering - Bicycle and Pedestrian

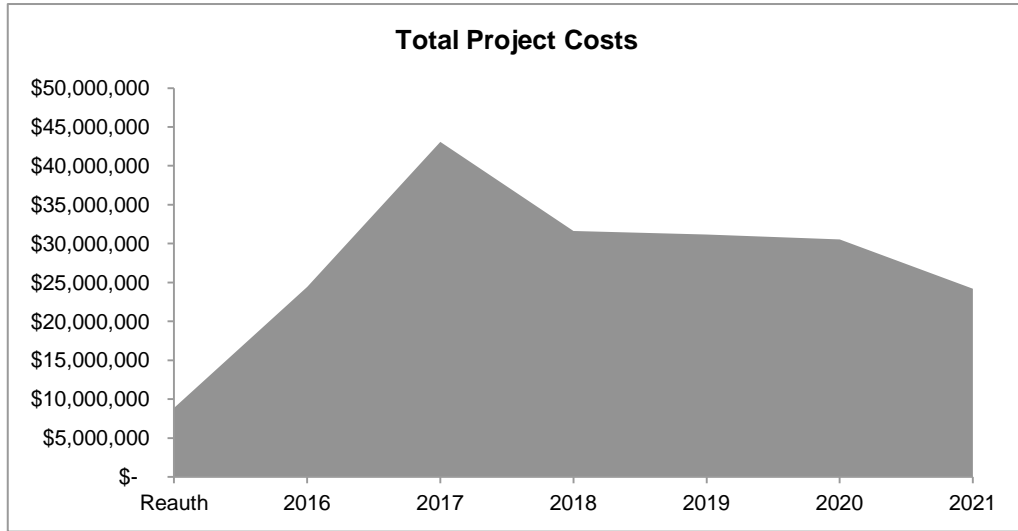
Agency Number: 40

Project Name	Agency Request	Executive	Executive		
			G.O. Debt	Other Funding	Total
1 Bikeways	\$ 1,076,000	\$ 680,000	\$ 680,000	\$ 0	\$ 680,000
2 Bike Station	0	1,000,000	0	1,000,000	1,000,000
3 Cannonball Path	860,000	0	0	0	0
4 Cap City Trail	550,000	520,000	520,000	0	520,000
5 Goodman Path	2,210,000	490,000	490,000	0	490,000
6 Ice Age Junction	2,670,000	470,000	470,000	0	470,000
7 Ped/Bike Enhancements	210,000	210,000	210,000	0	210,000
8 Safe Routes to School	83,000	83,000	83,000	0	83,000
9 Safe Routes Grants Program	150,000	150,000	150,000	0	150,000
10 Sidewalk Program	2,635,000	2,685,000	1,566,000	1,119,000	2,685,000
11 State Street 700/800 Block	500,000	500,000	0	500,000	500,000
12 West Towne Path	1,620,000	590,000	590,000	0	590,000
13 Whitney Way Bike Crossing	25,000	25,000	25,000	0	25,000
Total	\$ 12,589,000	\$ 7,403,000	\$ 4,784,000	\$ 2,619,000	\$ 7,403,000

**2016
Capital Budget
Capital Improvement Program**

Agency Name: Engineering - Major Streets

Project	Capital Budget						
	Reauth	2016	2017	2018	2019	2020	2021
1 Anderson Street (Wright To Stoughton)	\$ 0	\$ 0	\$ 0	\$ 0	\$ 0	\$ 440,000	\$ 0
2 Atwood Avenue (Fair Oaks - Cottage Grove)	0	217,500	652,500	0	500,000	2,144,000	1,336,000
3 Bridge Repair	0	50,000	130,000	140,000	150,000	160,000	170,000
4 Buckeye Road	0	165,000	200,000	1,035,000	0	0	0
5 Capitol Square Pavement Replacement	0	1,695,000	1,695,000	0	0	0	0
6 City View Drive	0	2,760,000	0	0	0	0	0
7 Cottage Grove Road	306,000	224,000	1,000,000	2,640,000	0	0	0
8 CTH M (CTH PD Area)	1,500,000	1,500,000	8,300,000	0	0	0	0
9 CTH M (Mid Town Road Area)	3,000,000	0	6,400,000	0	0	0	0
10 Darbo Webb Connection	0	0	0	0	780,000	0	0
11 Gammon Road, North	0	0	0	0	0	0	50,000
12 Gammon Road, South	0	0	260,000	2,550,000	0	0	0
13 High Point Road Bridge Over Beltline	0	1,150,000	0	0	0	0	0
14 Jeffy Trail	0	510,000	0	0	0	0	0
15 John Nolen Drive/ Blair Street Corridor Study	0	100,000	0	0	0	0	0
16 Johnson Street, East Reconstruction: Baldwin	0	80,000	0	200,000	2,185,000	0	0
17 Johnson Street, East-Underground Utilities	0	750,000	750,000	0	0	0	0
18 Martin Luther King Jr Boulevard	0	0	0	0	2,000,000	0	0
19 McKee Road (Cth Pd)	0	1,000,000	6,080,000	0	0	0	0
20 Mckenna Boulevard Reconstruction	0	2,650,000	0	0	0	0	0
21 Mineral Point Road (Beltline-High Pt)	0	130,000	0	0	0	665,000	0
22 Mineral Point Road (S Point To Pleasant View)	0	0	270,000	270,000	0	0	0
23 Monroe Street	0	200,000	0	0	0	0	0
24 Neighborhood Traffic Management	0	100,000	310,000	320,000	330,000	340,000	350,000
25 Outer Capitol Loop Southeast	0	0	1,770,000	0	0	0	0
26 Park Street, South (Olin To Rr)	0	0	0	300,000	0	3,005,000	0
27 Park Street, South (W Wash-Olin, Rr-Badger)	0	0	0	0	3,090,000	0	0
28 Pavement Management	700,000	5,259,370	6,375,000	11,025,000	11,325,000	11,625,000	11,925,000
29 Pleasant View Road	88,000	112,000	200,000	785,000	1,060,000	0	0
30 Railroad Crossings & Quiet Zones	18,000	402,000	1,200,000	1,020,000	130,000	140,000	150,000
31 Reconstruction Streets	600,000	1,584,520	2,815,000	4,815,000	4,815,000	4,815,000	4,815,000
32 Royster Clark Development: Phase 2	2,658,000	1,112,000	0	0	0	0	0
33 Rural To Urban Streets	0	2,676,925	4,400,000	4,600,000	4,800,000	5,000,000	5,200,000
34 University Avenue (Shorewood to University Bay)	0	0	270,000	270,000	0	0	0
35 Washington Avenue, West (Regent To Bedford)	0	0	0	0	0	2,200,000	0
36 Washington Avenue, East (Streetscape)	0	0	0	0	0	0	200,000
37 Wilson/Williamson Street (Frnk-Blnt)	0	0	0	1,650,000	0	0	0
Total	\$ 8,870,000	\$ 24,428,315	\$ 43,077,500	\$ 31,620,000	\$ 31,165,000	\$ 30,534,000	\$ 24,196,000



**2016
Capital Budget
Expenditure Categories and Funding Sources**

Agency Name: Engineering - Major Streets

Agency No.: 40

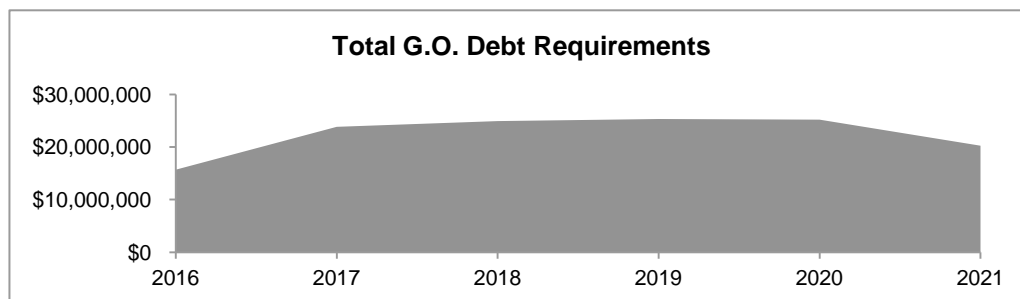
All Projects Expenditures:	Capital Budget		2016	2017	2018	2019	2020	2021
	Reauth							
Purchased Services	\$ 0	\$ 0	\$ 0	\$ 0	\$ 0	\$ 0	\$ 0	\$ 0
Materials & Supplies	0	0	0	0	0	0	0	0
Inter-Agency Charges	0	0	0	0	0	0	0	0
Loans	0	0	0	0	0	0	0	0
Professional Fees	0	0	0	0	0	0	0	0
Land & Land Improve	8,870,000	22,278,315	42,017,500	31,300,000	30,835,000	30,194,000	23,846,000	
Building & Bldg Improve	0	0	0	0	0	0	0	0
Equipment and Vehicles	0	0	0	0	0	0	0	0
Other	0	2,150,000	1,060,000	320,000	330,000	340,000	350,000	
Total Project Costs	\$ 8,870,000	\$ 24,428,315	\$ 43,077,500	\$ 31,620,000	\$ 31,165,000	\$ 30,534,000	\$ 24,196,000	

Funding Sources:

Federal Sources	\$ 0	\$ 0	\$ 0	\$ 0	\$ 0	\$ 0	\$ 0	\$ 0
State Sources	0	875,000	225,000	375,000	225,000	1,725,000	225,000	
Impact Fees	0	0	0	0	0	0	0	0
Private Contributions	0	360,000	0	0	0	0	0	0
Revenue Bonds	0	0	0	0	0	0	0	0
Special Assessments	0	4,182,315	3,315,000	3,685,380	3,625,000	3,615,000	3,725,000	
TIF Cash	2,658,000	1,512,000	4,635,000	900,000	2,000,000	0	0	0
County Sources	0	306,500	8,447,000	1,605,000	0	0	0	0
Reserves Applied	0	0	0	0	0	0	0	0
Other	0	1,500,000	2,625,000	135,000	0	0	0	0
Total Other Sources	\$ 2,658,000	\$ 8,735,815	\$ 19,247,000	\$ 6,700,380	\$ 5,850,000	\$ 5,340,000	\$ 3,950,000	
G.O. General Fund	\$ 6,212,000	\$ 13,997,500	\$ 23,830,500	\$ 24,919,620	\$ 25,315,000	\$ 25,194,000	\$ 20,246,000	
G.O. Non-General Fund	\$ 0	\$ 1,695,000	\$ 0	\$ 0	\$ 0	\$ 0	\$ 0	0
Total G.O. Debt	\$ 6,212,000	\$ 15,692,500	\$ 23,830,500	\$ 24,919,620	\$ 25,315,000	\$ 25,194,000	\$ 20,246,000	

Estimated Annual Debt Service

G.O. General Fund	\$ 807,560	\$ 1,819,675	\$ 3,097,965	\$ 3,239,551	\$ 3,290,950	\$ 3,275,220	\$ 2,631,980
G.O. Non-General Fund	\$ 0	\$ 220,350	\$ 0	\$ 0	\$ 0	\$ 0	\$ 0



**2016
Capital Budget**

Agency Name: Engineering - Major Streets

Agency No.: 40

		Anderson Street (Wright to Stoughton)	Project No. 10225
GO	\$	0	This project will add sidewalk and bike lanes and resurface the existing roadway. The project limits are from Wright Street to Stoughton Road. The construction year is 2020.
Other		0	
		\$ 0	

		Atwood Avenue (Fair Oaks to Cottage Grove)	Project No. 11127
GO	\$	217,500	This project will replace the existing pavement. The project will install bike lanes and a grassed median. The project limits are from Fair Oaks Avenue to Cottage Grove Road. The construction year is 2021.
Other		0	
		\$ 217,500	

		Bridge Repair	Project No. 10538
GO	\$	50,000	The Bridge Repair and Replacement program consists of repairing, replacing, and painting projects to maintain bridges in a safe condition. Funds have been provided in 2016 for miscellaneous bridge repairs.
Other		0	
		\$ 50,000	

		Buckeye Road	Project No. 10228
GO	\$	82,500	This project is a complete reconstruction on Buckeye Road between Monona Drive and Stoughton Road. The existing two lane roadway will be reconstructed to a two lane roadway with parking on both sides of the street, four foot bike lanes and five foot sidewalks. An urban cross section with curb and gutter and storm sewer is proposed. Street lighting is included in the project. The construction year is 2018. Other funding is from county resources.
Other		82,500	
		\$ 165,000	

		Capitol Square Pavement Replacement	Project No. 10903
GO	\$	0	This project will reconstruct the concrete pavement on the Capitol Square. The project limits are all streets adjacent to the State Capitol. The construction year is 2016 and 2017. The project will be funded by TID 45.
Other		1,695,000	
		\$ 1,695,000	

		City View Drive	Project No. 10429
GO	\$	300,000	This project will install a new road in accordance with the neighborhood plan. The project limits are Crossroads Drive to Lien Road. The recommended funding level includes a transfer from Special Assessments. The construction year is 2016.
Other		2,460,000	
		\$ 2,760,000	

		Cottage Grove Road	Project No. 10230
GO	\$	306,000	This project will reconstruct the existing roadway, four lanes with bike lanes, and sidewalks. The project limits are Interstate 31/90/94 to Sprecher Road. The construction year is 2017. The recommended funding includes reauthorizing \$306,000 in GO borrowing from 2015 appropriations. Other funds for the project are county contributions.
Other		224,000	
		\$ 530,000	

		CTH M (CTH PD Area)	Project No. 10232
GO	\$ 1,500,000	This project will reconstruct CTH M and will serve all modes of transportation including vehicular, transit, bikes, and pedestrians. The proposed project is to construct a divided roadway with bike lanes and an urban cross section to meet current and future traffic demands. A parallel bike path is envisioned along with locations for transit stops. A split grade intersection is proposed at the intersection with CTH PD. The project limits are Cross Country Road to 2500 feet north of CTH PD. The right of way acquisition will take place in 2016, construction is planned for 2017. The recommended GO borrowing is a reauthorized 2015 appropriation. Other funding is from other municipal participation.	
Other	1,500,000		
	<u>\$ 3,000,000</u>		

		CTH M (Mid Town Road Area)	Project No. 10233
GO	\$ 3,000,000	This project will reconstruct CTH M and will serve all modes of transportation including vehicular, transit, bikes, and pedestrians. The proposed project is to construct a divided roadway with bike lanes and an urban cross section to meet current and future traffic demands. A parallel bike path is envisioned along with locations for transit stops. A conventional signalized intersection is proposed at the intersection with Mid Town Road. The project limits are Cross Country Road to 2500 feet north of CTH PD. The right of way acquisitions planned for 2016, construction is planned for 2017. The recommended GO borrowing is a reauthorized 2015 appropriation.	
Other	0		
	<u>\$ 3,000,000</u>		

		Darbo Webb Connection	Project No. 10234
GO	\$ 0	This project will construct a new street in accordance with the adopted Schenk Atwood Starkweather Worthington Park Neighborhood Plan. The project limits are Darbo Drive to Webb Avenue. The construction year is 2019.	
Other	0		
	<u>\$ 0</u>		

		Gammon Road, North	Project No. 11129
GO	\$ 0	This project will expand the roadway to four lanes including bike lanes and sidewalks. The project limits are Tree Lane North to Madison city limits. The construction year is not scheduled, planning efforts will begin in 2021.	
Other	0		
	<u>\$ 0</u>		

		Gammon Road, South	Project No. 11130
GO	\$ 0	This project will replace the existing concrete pavement. Severe deterioration has taken place at the joints in the concrete pavement, which was constructed in 1970. The project limits are Mineral Point Road to Seybold Road. The construction year is 2018.	
Other	0		
	<u>\$ 0</u>		

		High Point Road Bridge Over Beltline	Project No. 10441
GO	\$ 1,000,000	This project will replace the existing bridge with a new four lane bridge to match the existing roadway cross section both north and south of the bridge. This project will also accommodate the extension of the West Towne Bike Path, a bike path running along the West Beltline Highway and looping up and over High Point Road. A wide sidewalk on High Point Road is proposed to accommodate the off-road path over the bridge. The project limit is the bridge over the West Beltline Highway. The construction year is 2016. Other funding for the project is from State sources.	
Other	150,000		
	<u>\$ 1,150,000</u>		

		Jeffy Trail	Project No. 10240
GO	\$ 433,500	This project will extend Jeffy Trail from the existing south end to Raymond Road. The project limits are the south end to Raymond Road. The construction year is 2016. Other funding is from special assessments.	
Other	76,500		
	<u>\$ 510,000</u>		

		John Nolen Drive/ Blair Street Corridor Study	Project No. 11275
GO	\$ 100,000	Planning, Community, and Economic Development Department, Parks Division, Traffic Engineering Division and Engineering Division will undertake a study of the John Nolen Drive / Blair Street corridor area from East Washington Avenue to North Shore Drive. The goals of the study are to look at adjacent park areas and their uses, how to improve pedestrian and bike access to parks, and how to further enhance pedestrian and bike facilities within the corridor area. In addition, the study proposes to consider and evaluate alternatives for reconstructing Blair Street between East Washington Avenue and John Nolen Drive to prepare to work with the Wisconsin Department of Transportation to design and fund the reconstruction of Blair Street. The project will also review environmental and permitting issues associated with lake fill adjacent to Law Park for potential park expansion.	
Other	0		
	<u>\$ 100,000</u>		

		Johnson Street, East Reconstruction: Baldwin to 1st (Ph2)	Project No. 10287
GO	\$ 80,000	This project is for the reconstruction of East Johnson Street. The project limits are Baldwin Street to First Street (including First Street from East Johnson to East Washington).	
Other	0		
	<u>\$ 80,000</u>		

		Johnson Street, East-Underground Utilities	Project No. 10241
GO	\$ 0	This project will underground overhead utilities. The project limits are the 800 and 900 blocks of East Johnson Street. Funding will be from TID 32 (assumes 1/2 mile rule will be applied).	
Other	750,000		
	<u>\$ 750,000</u>		

		Martin Luther King Jr Boulevard	Project No. 11164
GO	\$ 0	This project will replace pavement as necessary, create a pedestrian mall, replace sidewalk and trees. The project limits are Main Street to Wilson Street. The construction year is 2019.	
Other	0		
	<u>\$ 0</u>		

		McKee Road (CTH PD)	Project No. 10245
GO	\$ 1,000,000	The existing two lane rural roadway will be reconstructed to a four lane roadway with bike lanes and sidewalks. An urban cross section with curb, gutter, and storm sewer is proposed. Street lighting is included in the project. The project limits are 1000 feet east of CTH M to Maple Grove Road. The right of way acquisition year is 2016 and the construction year is 2017.	
Other	0		
	<u>\$ 1,000,000</u>		

		McKenna Boulevard	Project No. 10878
GO	\$ 2,650,000	This project will improve safety by reconstructing southbound lanes to allow for construction of a median to assist pedestrian crossings and left turn lanes into Elver Park. The road will include resurfacing from Schroeder Road to Pilgrim Road. The project limits are Morraine View to Hammersley Road. The construction year is 2016.	
Other	0		
	<u>\$ 2,650,000</u>		

		Mineral Point Road (Beltline to High Point)	Project No. 11131
GO	\$	130,000	This project will replace the existing pavement and replace sidewalk as necessary. The project limits are the Beltline Highway to High Point Road. The construction year is 2020.
Other		0	
		<u>\$ 130,000</u>	

		Mineral Point Road (South Point to Pleasant View)	Project No. 11165
GO	\$	0	This project will replace the roadway with four lanes, grassed median and bike lanes. The project limits are South Point Road to Pleasant View Road. The construction year is 2021.
Other		0	
		<u>\$ 0</u>	

		Monroe Street	Project No. 10251
GO	\$	200,000	This project will replace patches of deteriorated pavement. The project limits are Regent Street to Odana Road. This project is in lieu of a major reconstruction of the roadway and expected to add approximately 10 years of useful life. The construction year is 2016.
Other		0	
		<u>\$ 200,000</u>	

		Neighborhood Traffic Management	Project No. 10546
GO	\$	100,000	Neighborhood Traffic Management is a program for the retrofitting of existing streets with structural elements such as speed humps, traffic tables or traffic circles, with the purpose of reducing the speed of traffic. Construction would be principally done on local streets where existing traffic impacts are significant, where local support exists, and within the context of a neighborhood traffic plan. In order to facilitate this work, Engineering has developed a contract for the components of traffic management at locations to be determined during the course of the year by the City Traffic Engineer. Pedestrian Improvements on Major Streets is a program to install islands or make other modifications to arterial streets and certain collector streets to improve pedestrian crossings. The program will be used to fund improvements on those streets not eligible under the Neighborhood Traffic Management Program and where neighborhood support exists for the improvements.
Other		0	
		<u>\$ 100,000</u>	

		Outer Capitol Loop Southeast	Project No. 10303
GO	\$	0	This project will reconstruct the roadway. New pedestrian lighting will be installed. Street lighting will be replaced. Bike lanes will be added to the roadway. Pedestrian bump outs will be added to improve pedestrian accessibility. Sidewalk will be replaced as necessary. The project limits are from E. Doty Street from M.L.K. Jr. Boulevard to S. Webster Street, S. Pinckney Street and from E. Doty Street to E. Wilson Street. The construction year is 2017.
Other		0	
		<u>\$ 0</u>	

		Park Street, South (Olin To Railroad)	Project No. 11133
GO	\$	0	This project is to reconstruct the roadway. The project limits are the railroad to Olin Avenue. The construction year is 2020.
Other		0	
		<u>\$ 0</u>	

		Park Street, South (W. Wash-Olin, Railroad-Badger)	Project No. 11132
GO	\$	0	This project is to repair deteriorated pavement joints. The project limits are from Badger Road to the Union Pacific railroad (TID 38) and Olin Avenue to West Washington Avenue. The construction year is 2019.
Other		0	
		<u>\$ 0</u>	

		Pavement Management	Project No. 10540
GO	\$	5,000,000	The Pavement Management Program is used to surface existing streets with a new asphaltic pavement. The project is also used to repair deteriorated pavement joints in concrete streets, to seal cracks in asphaltic pavements, and to chip seal streets with curb and gutter. The program is an essential maintenance program, in that it extends the life of existing streets, thereby postponing the need for expensive reconstruction. The recommended 2016 CIP includes funding for the following projects: Crack Seal and Chip Seal (\$1.3 million), Bridge Road resurfacing (\$295,000), Cottage Grove-Lumberman to Thompson (\$1.36 million), Fordem Avenue-Utility replacement (\$490,000), and Walter and Sargent Street resurfacing (\$515,000). The recommended funding also includes \$1.44 million for the citywide resurfacing program and \$537,000 for resurfacing as part of Sewer and Stormwater projects. The recommended GO borrowing includes reauthorizing \$700,000 from 2015 appropriation.
Other		959,370	
		<u>\$ 5,959,370</u>	

		Pleasant View Road	Project No. 10284
GO	\$	200,000	The existing two lane rural roadway will be reconstructed to a four lane roadway with bike lanes and sidewalks. An urban cross section with curb, gutter, and storm sewer is proposed. Street lighting is included in the project. A multi-use path will be constructed throughout the corridor. The project limits are USH 14 to Mineral Point Road. The construction year is 2021 (Phase 1 USH 14 to Greenway Boulevard). The recommended funding includes reauthorizing \$88,000 in GO borrowing from 2015 appropriations.
Other		0	
		<u>\$ 200,000</u>	

		Railroad Crossings & Quiet Zones	Project No. 10218
GO	\$	60,000	This project will repair deteriorated railroad crossings by funding crossing repair outside of the railroad's area of responsibility. The project will also fund upgrades to railroad crossings as required to establish quiet zones. The recommended funding includes funding for improvements for the crossing at Livingston and Brearly (\$400,000) as well as citywide railroad crossing projects (\$20,000). The recommended funding includes \$360,000 in private contributions to support the Livingston and Brearly project. The recommended funding also includes reauthorizing \$18,000 in GO borrowing from the 2015 appropriations.
Other		360,000	
		<u>\$ 420,000</u>	

		Reconstruction Streets	Project No. 10226
GO	\$	1,900,000	Reconstruction Streets is a continuing program of replacing deteriorated streets. The recommended CIP includes funding for the following projects in 2016: Jenifer Street, Livingston to Few (\$1.43 million), and Woodrow Street (\$471,000). The recommended funding also includes \$287,000 for citywide reconstruction program in 2016. The recommendation includes reauthorizing \$600,000 from 2015 appropriations; these funds are included in Jenifer Street project. Other funding is from special assessments.
Other		284,520	
		<u>\$ 2,184,520</u>	

		Royster Clark Development: Phase 2	Project No. 10250
GO	\$ 0	This project includes building the street and sidewalk infrastructure required for the Royster Clark Development. Interior streets to the development were built in 2015. Cottage Grove Road will be improved to include bike lanes in both directions, grassed median, left turn lanes and a parking lane on the north side. Cottage Grove Road will be resurfaced and include bike lanes from Monona Drive to Claire Street. Dempsey Road will be resurfaced from Anchor Drive to Cottage Grove Road. This project will be funded through a combination of TID 44 proceeds (\$612,000) and State sources (\$500,000). The recommended funding includes reauthorizing \$2,658,000 in TID proceeds from 2015 appropriations.	
Other	3,770,000		
	<u>\$ 3,770,000</u>		

		Rural To Urban Streets	Project No. 10204
GO	\$ 1,900,000	The Rural to Urban Streets program consists of reconstructing streets with substandard pavements to City standards and assessing a portion of the costs to the adjacent property owners. The program also includes the City's share of constructing streets adjacent to Parks and Greenways in new subdivisions. The recommended CIP includes funding for the following projects in 2016: Park Frontage (\$300,000), Portage Road, Hayes to Diloreto (\$146,250), and North Sherman Avenue-Golf Parkway North (\$675,000), Turner/Alis Avenue (\$1.40 million). The recommendation also includes \$160,000 for citywide Rural to Urban projects. Other funding is from special assessments.	
Other	776,925		
	<u>\$ 2,676,925</u>		

		Park Street, South (Olin to RR)	Project No. 11133
GO	\$ 0	This project is to reconstruct the roadway. The project limits are the railroad to Olin Avenue. The construction year is 2020.	
Other	0		
	<u>\$ 0</u>		

		Park Street, South (W. Wash. to Olin, Railroad to Badger)	Project No. 11132
GO	\$ 0	This project is to repair deteriorated pavement joints. The project limits are from Badger Road to the Union Pacific Railroad (TID 38) and Olin Avenue to West Washington Avenue. The construction year is 2019.	
Other	0		
	<u>\$ 0</u>		

		University Avenue (Shorewood to University Bay)	Project No. 11168
GO	\$ 0	This project will reconstruct the roadway. Bike lanes will be included in the proposed section. The project limits are Shorewood Boulevard to University Bay Drive. Planning efforts will begin in 2017, the construction year is 2022.	
Other	0		
	<u>\$ 0</u>		

		Washington Avenue, West (Regent to Bedford)	Project No. 10259
GO	\$ 0	This project will replace the existing concrete pavement. The project limits are from Regent Street to Bedford Street. The construction year is 2020.	
Other	0		
	<u>\$ 0</u>		

Washington Avenue, East Streetscape

Project No. 11169

GO	\$	0	This project includes applying red epoxy marking to crosswalks to enhance pedestrian crossing visibility. The project limits are Paterson Street to Portage Road. The construction year is 2021.
Other		0	
		<u>0</u>	
	\$	<u>0</u>	

Wilson/Williamson Street (Franklin to Blount)

Project No. 11135

GO	\$	0	The proposed project will replace the existing pavement and replace sidewalk as necessary. The project limits are from S. Franklin Street to S. Blount Street. The construction year is 2018.
Other		0	
		<u>0</u>	
	\$	<u>0</u>	

**2016
Capital Budget
Summary**

Agency Name: Engineering - Major Streets

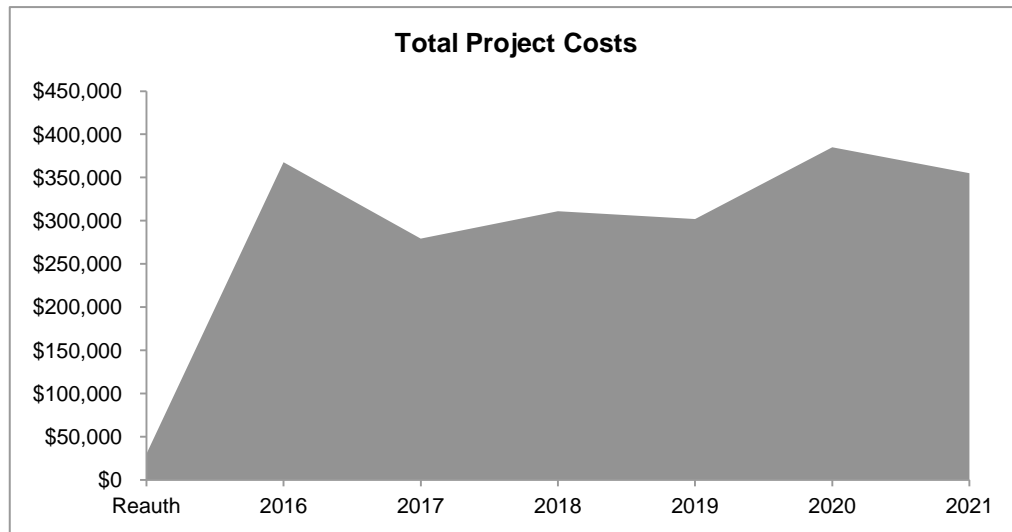
Agency Number: 40

Project Name	Agency Request	Executive	Executive		
			G.O. Debt	Other Funding	Total
1 Anderson Street (Wright To Stoughton)	\$ 440,000	\$ 0	\$ 0	\$ 0	\$ 0
2 Atwood Avenue (Fair Oaks - Cottage Gr	210,000	217,500	217,500	0	217,500
3 Bridge Repair	120,000	50,000	50,000	0	50,000
4 Buckeye Road	165,000	165,000	82,500	82,500	165,000
5 Capitol Square Pavement Replacement	3,390,000	1,695,000	0	1,695,000	1,695,000
6 City View Drive	0	2,760,000	300,000	2,460,000	2,760,000
7 Cottage Grove Road	510,000	530,000	306,000	224,000	530,000
8 CTH M (CTH PD Area)	12,800,000	3,000,000	1,500,000	1,500,000	3,000,000
9 CTH M (Mid Town Road Area)	10,600,000	3,000,000	3,000,000	0	3,000,000
10 Darbo Webb Connection	780,000	0	0	0	0
11 Gammon Road, North	0	0	0	0	0
12 Gammon Road, South	260,000	0	0	0	0
13 High Point Road Bridge Over Beltline	1,000,000	1,150,000	1,000,000	150,000	1,150,000
14 Jeffy Trail	510,000	510,000	433,500	76,500	510,000
15 John Nolen Drive/ Blair Street Corridor S	0	100,000	100,000	0	100,000
16 Johnson Street, East Reconstruction: B&	80,000	80,000	80,000	0	80,000
17 Johnson Street, East-Underground Utiliti	750,000	750,000	0	750,000	750,000
18 Martin Luther King Jr Boulevard	0	0	0	0	0
19 McKee Road (Cth Pd)	1,000,000	1,000,000	1,000,000	0	1,000,000
20 McKenna Boulevard Reconstruction	2,650,000	2,650,000	2,650,000	0	2,650,000
21 Mineral Point Road (Beltline-High Pt)	130,000	130,000	130,000	0	130,000
22 Mineral Point Road (S Point To Pleasant	0	0	0	0	0
23 Monroe Street	925,000	200,000	200,000	0	200,000
24 Neighborhood Traffic Management	300,000	100,000	100,000	0	100,000
25 Outer Capitol Loop Southeast	0	0	0	0	0
26 Park Street, South (Olin To Rr)	0	0	0	0	0
27 Park Street, South (W Wash-Olin, Rr-Ba	0	0	0	0	0
28 Pavement Management	11,758,200	5,959,370	5,000,000	959,370	5,959,370
29 Pleasant View Road	200,000	200,000	200,000	0	200,000
30 Railroad Crossings & Quiet Zones	500,000	420,000	60,000	360,000	420,000
31 Reconstruction Streets	10,002,800	2,184,520	1,900,000	284,520	2,184,520
32 Royster Clark Development: Phase 2	2,658,000	3,770,000	0	3,770,000	3,770,000
33 Rural To Urban Streets	6,886,750	2,676,925	1,900,000	776,925	2,676,925
34 University Avenue (Shorewood to Univer	0	0	0	0	0
35 Washington Avenue, West (Regent To E	2,200,000	0	0	0	0
36 Washington Avenue, East (Streetscape)	0	0	0	0	0
37 Wilson/Williamson Street (Frnk-Blnt)	0	0	0	0	0
Total	\$ 70,825,750	\$ 33,298,315	\$ 20,209,500	\$ 13,088,815	\$ 33,298,315

**2016
Capital Budget
Capital Improvement Program**

Agency Name: Engineering - Other Projects

Project	Capital Budget						
	Reauth	2016	2017	2018	2019	2020	2021
1 Aerial Photo / Orthophotos	\$ 0	\$ 80,000	\$ 0	\$ 50,000	\$ 0	\$ 50,000	\$ 0
2 Equipment and Vehicles	0	45,000	47,000	49,000	62,000	65,000	65,000
3 Public Drinking Fountains	25,000	38,000	40,000	42,000	42,000	46,000	46,000
4 Right of Way Landscape Tree	0	138,000	145,000	152,000	169,240	175,000	175,000
5 Engineering Service Building Improv	0	11,700	12,300	13,000	13,700	14,000	14,000
6 Underground Storage Tanks	5,000	5,000	5,000	5,000	5,000	5,000	5,000
7 Warning Sirens	0	30,000	0	0	0	30,000	30,000
8 Waste Oil Collection Sites	0	20,000	30,000	0	10,000	0	20,000
Total	\$ 30,000	\$ 367,700	\$ 279,300	\$ 311,000	\$ 301,940	\$ 385,000	\$ 355,000



**2016
Capital Budget
Expenditure Categories and Funding Sources**

Agency Name: Engineering - Other Projects

Agency No.: 40

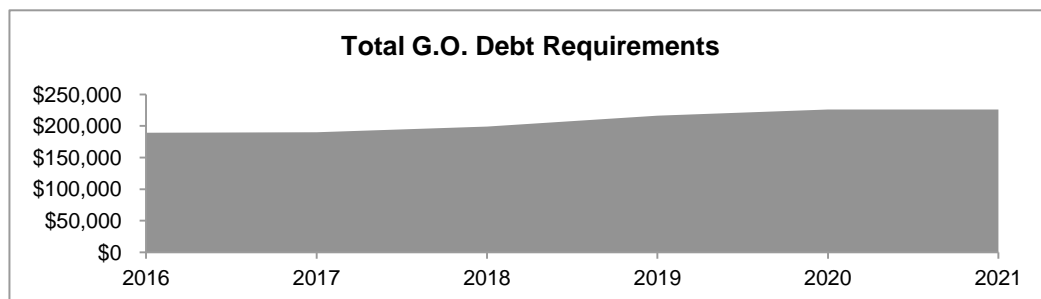
All Projects Expenditures:	Capital Budget						
	Reauth	2016	2017	2018	2019	2020	2021
Purchased Services	\$ 0	\$ 0	\$ 0	\$ 0	\$ 0	\$ 0	\$ 0
Materials & Supplies	0	0	0	0	0	0	0
Inter-Agency Charges	0	0	0	0	0	0	0
Loans	0	0	0	0	0	0	0
Professional Fees	0	0	0	0	0	0	0
Land & Land Improve	0	75,000	47,000	49,000	62,000	95,000	95,000
Building & Bldg Improve	0	11,700	12,300	13,000	13,700	14,000	14,000
Equipment and Vehicles	0	0	0	0	0	0	0
Other	30,000	281,000	220,000	249,000	226,240	276,000	246,000
Total Project Costs	\$ 30,000	\$ 367,700	\$ 279,300	\$ 311,000	\$ 301,940	\$ 385,000	\$ 355,000

Funding Sources:

Federal Sources	\$ 0	\$ 0	\$ 0	\$ 0	\$ 0	\$ 0	\$ 0
State Sources	0	0	0	0	0	0	0
Impact Fees	0	0	0	0	0	0	0
Private Contributions	0	0	0	0	0	0	0
Revenue Bonds	0	0	0	0	0	0	0
Special Assessments	0	0	0	0	0	0	0
TIF Cash	0	0	0	0	0	0	0
County Sources	0	0	0	0	0	0	0
Reserves Applied	0	0	0	0	0	0	0
Other	0	178,450	89,300	112,000	85,700	159,000	129,000
Total Other Sources	\$ 0	\$ 178,450	\$ 89,300	\$ 112,000	\$ 85,700	\$ 159,000	\$ 129,000
G.O. General Fund	\$ 0	\$ 8,250	\$ 0	\$ 0	\$ 0	\$ 0	\$ 0
G.O. Non-General Fund	\$ 30,000	\$ 181,000	\$ 190,000	\$ 199,000	\$ 216,240	\$ 226,000	\$ 226,000
Total G.O. Debt	\$ 30,000	\$ 189,250	\$ 190,000	\$ 199,000	\$ 216,240	\$ 226,000	\$ 226,000

Estimated Annual Debt Service

G.O. General Fund	\$ 0	\$ 1,073	\$ 0	\$ 0	\$ 0	\$ 0	\$ 0
G.O. Non-General Fund	\$ 3,900	\$ 23,530	\$ 24,700	\$ 25,870	\$ 28,111	\$ 29,380	\$ 29,380



**2016
Capital Budget**

Agency Name: Engineering - Other Projects

Agency No.: 40

Aerial Photo / Orthophotos

Project No. 11086

GO	\$	0	<p>This project is for updating the City's GIS base mapping of the aerial photography for the City and nearby adjacent areas into which the City may expand. The information is useful to the City's utilities for daily operations and planning. The information is also valuable to many other City agencies such as Engineering, Fire, Police, Planning, Assessor, Real Estate, Health, Parks, Traffic Engineering, and the Attorney's Office for their operations and planning. Updates are planned for 2016, 2018, and 2020. The 2016 update will also include LIDAR (a remote sensing technology) update as information is more than 10 years old.</p>
Other		80,000	
		80,000	
	\$	80,000	

Equipment and Vehicles

Project No. 10576

GO	\$	8,250	<p>This item is for the replacement of existing vehicles and equipment that have exceeded their useful life and for the addition of new vehicles and equipment used to monitor, maintain, repair and improve the City's closed landfill facilities, sanitary sewers and storm sewers. This project is split between Sewer Utility, Stormwater Utility and Engineering-Other (General Fund and Landfill).</p>
Other		36,750	
		45,000	
	\$	45,000	

Public Drinking Fountains

Project No. 11081

GO	\$	63,000	<p>This item adds public drinking fountains in requested areas and as approved by the Parks Department. City Engineering prepares a design, contracts for construction, and administers the construction. Each installation costs up to \$25,000, depending on the site, and includes the fountain fixture. Locations may be in Parks, along bikeways, or within right-of-ways, strategically chosen to optimize usage and benefit. This budget will accommodate one drinking fountain; however, two may be possible depending on site specifics. A priority list will be established by the City Engineering and Parks Departments. The recommended funding includes reauthorizing \$25,000 in GO borrowing from 2015 appropriations.</p>
Other		0	
		63,000	
	\$	63,000	

Right of Way Landscaping & Trees

Project No. 11082

GO	\$	138,000	<p>This project is intended to landscape boulevards and other areas within existing rights of way with a goal of reducing the impact of hard surfaces and infiltrating stormwater. The funds are used to replace existing landscaping where needed or to add new landscaping. The projects are coordinated with the efforts of neighborhood associations. Projects in which the neighborhood has agreed to provide maintenance assistance have priority. This project also installs or replaces trees and tree grates on arterial and collector streets where there is limited space for the pedestrian users and the streetscape.</p>
Other		0	
		138,000	
	\$	138,000	

Engineering Service Building Improvements

Project No. 10192

GO	\$	0	<p>This project is for replacement of existing mechanical equipment at the Engineering Services Building that has outlived its useful life and additions/upgrades to the facility. This project is split between Sewer Utility, Stormwater Utility, and Engineering-Other (Landfill).</p>
Other		11,700	
		11,700	
	\$	11,700	

		Underground Storage Tanks	Project No. 11084
GO	\$ 10,000	This project provides funding for the State-mandated removal and cleanup of underground storage tanks. The program covers all tanks owned by the City. This work involves the removal of underground tanks, soil testing, remediation of contaminated soils, consultant fees, installation of treatment systems, and tank integrity testing. The City currently has no known sites but should the need arise, funds from this project would be used. A portion of these costs may be eligible for reimbursement through the State's Petroleum Environmental Cleanup Fund Award Program (PECFA). The recommended funding includes reauthorizing \$5,000 in GO borrowing from 2015 appropriations.	
Other	0		
	<u>\$ 10,000</u>		

		Warning Sirens	Project No. 11087
GO	\$ 0	This project funds major upgrades and expansion of the City's emergency warning sirens. Other funding is from a direct appropriation to capital.	
Other	30,000		
	<u>\$ 30,000</u>		

		Waste Oil Collection Sites	Project No. 11085
GO	\$ 0	This project provides funding for the necessary improvements to the City's four public waste oil collection facilities. Funding in 2016 will be used for any continuing capital improvements required to replace existing collection tanks with a dual tank system and bring the sites within code compliance (work began in 2014). Dual tanks greatly simplify operations for collection as one tank can be locked out for contamination testing while the other tank remains open. This item also anticipates other periodic improvements as needed.	
Other	20,000		
	<u>\$ 20,000</u>		

**2016
Capital Budget
Summary**

Agency Name: Engineering - Other Projects

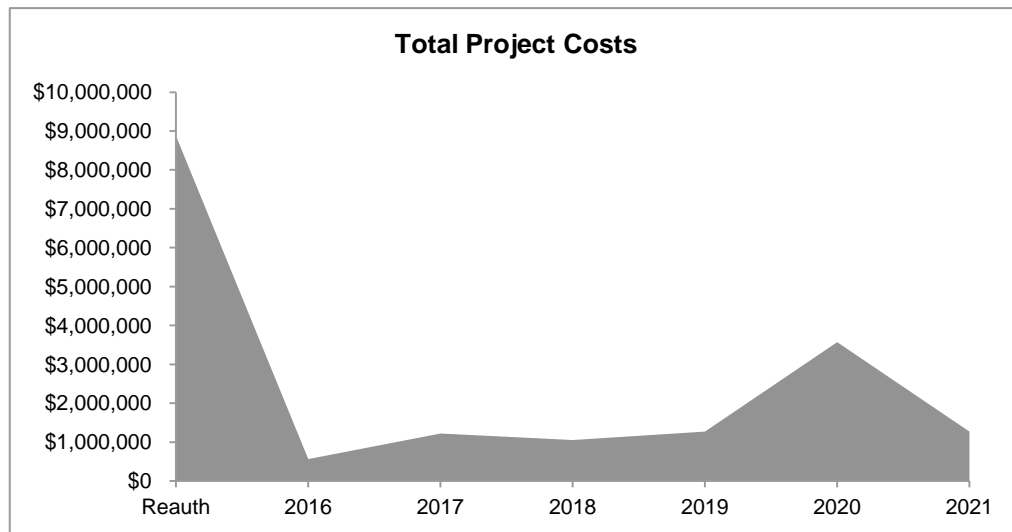
Agency Number: 40

Project Name	Agency Request	Executive	Executive		
			G.O. Debt	Other Funding	Total
1 Aerial Photo / Orthophotos	\$ 80,000	\$ 80,000	\$ 0	\$ 80,000	\$ 80,000
2 Equipment and Vehicles	45,000	45,000	8,250	36,750	45,000
3 Public Drinking Fountains	63,000	63,000	63,000	0	63,000
4 Right of Way Landscape Trees	138,000	138,000	138,000	0	138,000
5 Engineering Service Building Improv	11,700	11,700	0	11,700	11,700
6 Underground Storage Tanks	5,000	10,000	10,000	0	10,000
7 Warning Sirens	30,000	30,000	0	30,000	30,000
8 Waste Oil Collection Sites	35,000	20,000	0	20,000	20,000
Total	<u>\$ 407,700</u>	<u>\$ 397,700</u>	<u>\$ 219,250</u>	<u>\$ 178,450</u>	<u>\$ 397,700</u>

**2016
Capital Budget
Capital Improvement Program**

Agency Name: Fire Department

Project	Capital Budget						
	Reauth	2016	2017	2018	2019	2020	2021
1 Building Access System	\$ 0	\$ 0	\$ 0	\$ 0	\$ 30,000	\$ 0	\$ 0
2 Communications Equipment	300,000	239,900	293,100	400,000	150,000	500,000	150,000
3 Fire Administration/Fire Station No. 1	8,417,000	0	0	0	0	0	0
4 Fire Building Improvements	0	50,000	50,000	50,000	70,000	70,000	70,000
5 Fire Equipment	150,000	272,900	877,000	602,500	500,000	500,000	1,050,000
6 Fire Station-6W Badger Rd	0	0	0	0	500,000	2,500,000	0
7 Key Box Security System	0	0	0	0	20,000	0	0
Total	\$ 8,867,000	\$ 562,800	\$ 1,220,100	\$ 1,052,500	\$ 1,270,000	\$ 3,570,000	\$ 1,270,000



**2016
Capital Budget
Expenditure Categories and Funding Sources**

Agency Name: Fire Department

Agency No.: 30

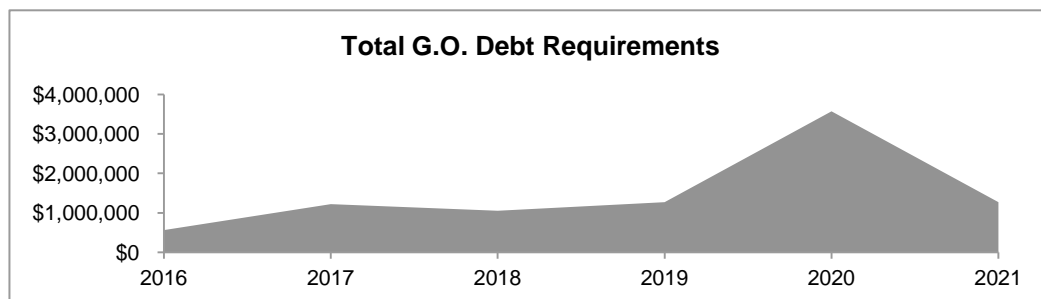
All Projects Expenditures:	Capital Budget						
	Reauth	2016	2017	2018	2019	2020	2021
Purchased Services	\$ 0	\$ 0	\$ 0	\$ 0	\$ 0	\$ 0	\$ 0
Materials & Supplies	0	0	0	0	0	0	0
Inter-Agency Charges	0	0	0	0	0	0	0
Loans	0	0	0	0	0	0	0
Professional Fees	0	0	0	0	0	0	0
Land & Land Improve	0	0	0	0	0	0	0
Building & Bldg Improve	8,417,000	50,000	50,000	50,000	570,000	2,570,000	70,000
Equipment and Vehicles	450,000	512,800	1,170,100	1,002,500	700,000	1,000,000	1,200,000
Other	0	0	0	0	0	0	0
Total Project Costs	\$ 8,867,000	\$ 562,800	\$ 1,220,100	\$ 1,052,500	\$ 1,270,000	\$ 3,570,000	\$ 1,270,000

Funding Sources:

Federal Sources	\$ 0	\$ 0	\$ 0	\$ 0	\$ 0	\$ 0	\$ 0
State Sources	0	0	0	0	0	0	0
Impact Fees	0	0	0	0	0	0	0
Private Contributions	0	0	0	0	0	0	0
Revenue Bonds	0	0	0	0	0	0	0
Special Assessments	0	0	0	0	0	0	0
TIF Cash	0	0	0	0	0	0	0
County Sources	0	0	0	0	0	0	0
Reserves Applied	0	0	0	0	0	0	0
Other	0	0	0	0	0	0	0
Total Other Sources	\$ 0	\$ 0	\$ 0	\$ 0	\$ 0	\$ 0	\$ 0
G.O. General Fund	\$ 8,867,000	\$ 562,800	\$ 1,220,100	\$ 1,052,500	\$ 1,270,000	\$ 3,570,000	\$ 1,270,000
G.O. Non-General Fund	\$ 0	\$ 0	\$ 0	\$ 0	\$ 0	\$ 0	\$ 0
Total G.O. Debt	\$ 8,867,000	\$ 562,800	\$ 1,220,100	\$ 1,052,500	\$ 1,270,000	\$ 3,570,000	\$ 1,270,000

Estimated Annual Debt Service

G.O. General Fund	\$ 1,152,710	\$ 73,164	\$ 158,613	\$ 136,825	\$ 165,100	\$ 464,100	\$ 165,100
G.O. Non-General Fund	\$ 0	\$ 0	\$ 0	\$ 0	\$ 0	\$ 0	\$ 0



**2016
Capital Budget**

Agency Name: Fire Department

Agency No.: 30

Building Access System

Project No. 17039

GO	\$	0	This project funds the installation of building access systems for all Fire buildings. This system logs the name, date and time that an individual uses their code to enter the building. All new or recently remodeled stations have building access systems and security cameras are being added.
Other		0	
		<u>0</u>	
	\$	<u>0</u>	

Communications Equipment

Project No. 10376

GO	\$	539,900	This project includes portable and mobile radios, with accessories such as chargers and microphones, resulting from the upgrade to the city-wide radio system. In 2016, mobile radios in new or refurbished apparatus will be replaced. Other radios will be purchased based on evaluation with the Radio Shop. Accessories will be purchased as needed. Any changes at the 911 Center may impact purchasing decisions. The recommended funding includes reauthorizing \$300,000 in GO borrowing from the 2015 appropriation and \$239,900 in additional GO borrowing.
Other		0	
		<u>539,900</u>	
	\$	<u>539,900</u>	

Fire Administration/Fire Station No. 1

Project No. 10387

GO	\$	8,417,000	This project supported the construction of a new Fire Administration Building and remodel of Fire Station No. 1. It also includes equipping and furnishing both buildings. Construction of the project will be completed in late 2015, remaining borrowing for the project will take place in 2016, which is reauthorized from 2015.
Other		0	
		<u>8,417,000</u>	
	\$	<u>8,417,000</u>	

Fire Building Improvements

Project No. 10381

GO	\$	50,000	This project includes minor building improvements and repairs (less than \$25,000) that are administered by the Department. Changes are frequently needed at stations due to new companies being assigned (e.g., a double company, special team or ambulance) and at administration to accommodate personnel changes, technology changes and replacement/upgrade needs. The Department also has projects such as apparatus floor coatings; cabling for data, phones and video teleconferencing; major landscaping; and emergency projects such as repairs of leaks, apparatus floors and apparatus doors and operators. In 2016, special assessments (which are used to fund half of the cost of Public Works Projects that may involve locations of Fire buildings) and priority projects will be selected based on whether other agencies are needed to provide support and have completed their upgrades, such as fiber optics.
Other		0	
		<u>50,000</u>	
	\$	<u>50,000</u>	

		Fire Equipment	Project No. 10373
GO	\$ 422,900	This project provides for the replacement of safety, rescue, and other operational equipment utilized by the Fire Department. At the recommended funding level, the Fire Department anticipates replacing fire hose, which is purchased annually. Hose volume will depend on wear and tear to the existing inventory. Other equipment will be replaced in series, such as extrication equipment and defibrillators. Age of current equipment and whether a new product is available is used in determining priorities. The recommended funding includes reauthorizing \$150,000 in GO borrowing from the 2015 appropriation.	
Other	0		
	<u>\$ 422,900</u>		

		Fire Station-6W Badger Road	Project No. 17040
GO	\$ 0	This project includes remodeling of Fire Station No. 6 to address technology and operational needs. Station 6 was opened 1987, has limited space, and is almost 30 years old. The Department uses response time and annexations to determine what additional units need to be assigned for response. Operational and technology requirements will be addressed for assigning additional units, communications needs, energy use upgrades, and others as needed. The Capital Improvement Program includes \$3 million for this project in 2019 and 2020.	
Other	0		
	<u>\$ 0</u>		

		Key Box Security System	Project No. 17038
GO	\$ 0	KeySecure 3 USB provides documented master key security in emergency vehicles. Units are programmed and managed by a central database on a PC or laptop using KeySecure Software. Firefighters enter their authorized pin code, and the master key is released for service. Audit trail data is collected via a USB data cable by a laptop. A one time purchase of KeySecure software is required. Use of this system allows accountability of the master keys to access properties in the City of Madison.	
Other	0		
	<u>\$ 0</u>		

**2016
Capital Budget
Summary**

Agency Name: Fire Department

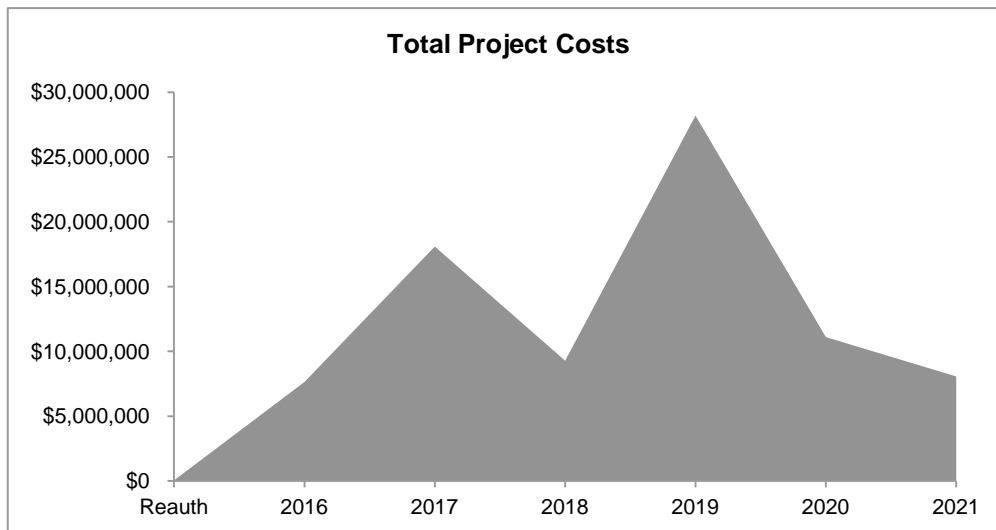
Agency Number: 30

Project Name	Agency Request	Executive	Executive		
			G.O. Debt	Other Funding	Total
1 Building Access System	\$ 0	\$ 0	\$ 0	\$ 0	\$ 0
2 Communications Equipment	539,900	539,900	539,900	0	539,900
3 Fire Administration/Fire Station No. 1	8,417,000	8,417,000	8,417,000	0	8,417,000
4 Fire Building Improvements	50,000	50,000	50,000	0	50,000
5 Fire Equipment	422,900	422,900	422,900	0	422,900
6 Fire Station-6W Badger Rd	0	0	0	0	0
7 Key Box Security System	0	0	0	0	0
8 Employee Development Center & EMS	825,000	0	0	0	0
Total	<u>\$ 10,254,800</u>	<u>\$ 9,429,800</u>	<u>\$ 9,429,800</u>	<u>0</u>	<u>\$ 9,429,800</u>

**2016
Capital Budget
Capital Improvement Program**

Agency Name: Fleet Service

Project	Capital Budget						
	Reauth	2016	2017	2018	2019	2020	2021
1 Building/Grounds Maintenance	\$ 0	\$ 100,000	\$ 0	\$ 0	\$ 75,000	\$ 0	\$ 0
2 Fire Apparatus/Rescue Vehicle	0	2,011,000	2,467,000	1,151,300	2,701,000	2,200,000	2,965,030
3 Fleet Equipment Replacement	0	5,400,000	6,000,000	6,000,000	6,000,000	8,900,000	5,100,000
4 Fleet Service Relocation	0	0	0	2,126,403	19,137,623	0	0
5 GPS/AVL	0	0	0	0	275,000	0	0
6 Nakoosa Trail Fire MTC Bldg	50,000	0	9,620,000	0	0	0	0
7 Police Squad Cars	0	124,470	0	0	0	0	0
Total	\$ 50,000	\$ 7,635,470	\$ 18,087,000	\$ 9,277,703	\$ 28,188,623	\$ 11,100,000	\$ 8,065,030



**2016
Capital Budget
Expenditure Categories and Funding Sources**

Agency Name: Fleet Service

Agency No.: 41

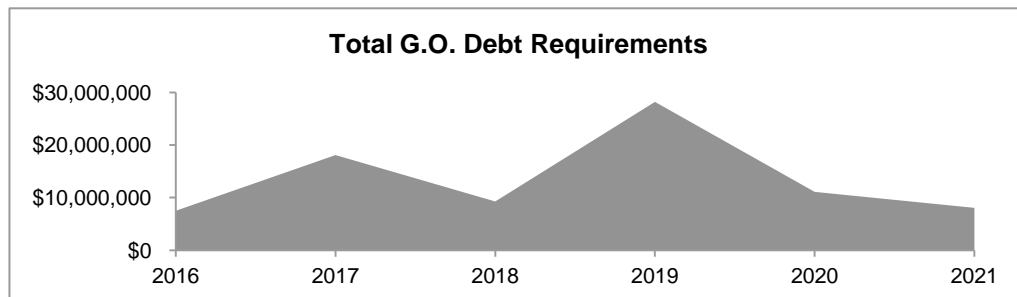
All Projects Expenditures:	Capital Budget		2016	2017	2018	2019	2020	2021
	Reauth							
Purchased Services	\$	0	\$ 0	\$ 0	\$ 0	\$ 0	\$ 0	\$ 0
Materials & Supplies		0	0	0	0	0	0	0
Inter-Agency Charges		0	0	0	0	0	0	0
Loans		0	0	0	0	0	0	0
Professional Fees		0	0	0	0	0	0	0
Land & Land Improve		0	0	0	0	0	0	0
Building & Bldg Improve		0	100,000	0	2,126,403	19,212,623	0	0
Equipment and Vehicles		50,000	7,411,000	18,087,000	7,151,300	8,976,000	11,100,000	8,065,030
Other		0	0	0	0	0	0	0
Total Project Costs	\$	50,000	\$ 7,511,000	\$ 18,087,000	\$ 9,277,703	\$ 28,188,623	\$ 11,100,000	\$ 8,065,030

Funding Sources:

Federal Sources	\$	0	\$ 0	\$ 0	\$ 0	\$ 0	\$ 0	\$ 0
State Sources		0	0	0	0	0	0	0
Impact Fees		0	0	0	0	0	0	0
Private Contributions		0	0	0	0	0	0	0
Revenue Bonds		0	0	0	0	0	0	0
Special Assessments		0	0	0	0	0	0	0
TIF Cash		0	0	0	0	0	0	0
County Sources		0	0	0	0	0	0	0
Reserves Applied		0	0	0	0	0	0	0
Other		0	124,470	0	0	0	0	0
Total Other Sources	\$	0	\$ 124,470	\$ 0	\$ 0	\$ 0	\$ 0	\$ 0
G.O. General Fund	\$	0	\$ 0	\$ 0	\$ 0	\$ 0	\$ 0	\$ 0
G.O. Non-General Fund	\$	50,000	\$ 7,511,000	\$ 18,087,000	\$ 9,277,703	\$ 28,188,623	\$ 11,100,000	\$ 8,065,030
Total G.O. Debt	\$	50,000	\$ 7,511,000	\$ 18,087,000	\$ 9,277,703	\$ 28,188,623	\$ 11,100,000	\$ 8,065,030

Estimated Annual Debt Service

G.O. General Fund	\$	0	\$ 0	\$ 0	\$ 0	\$ 0	\$ 0	\$ 0
G.O. Non-General Fund	\$	6,500	\$ 976,430	\$ 2,351,310	\$ 1,206,101	\$ 3,664,521	\$ 1,443,000	\$ 1,048,454



**2016
Capital Budget**

Agency Name: Fleet Service

Agency No.: 41

Building/Grounds Maintenance

Project No. 12010

GO \$ 100,000 This project funds seal coating the parking lot, building maintenance, and fuel system
Other 0 maintenance.

\$ 100,000

Fire Apparatus/Rescue Vehicles

Project No. 12009

GO \$ 2,011,000 Replace existing Fire vehicles in accordance with Fire Department replacement policy. In
Other 0 2016 the following equipment will be purchased: 4 medic units, 4 engines, and a Suburban.

\$ 2,011,000

Fleet Equipment Replacement

Project No. 17060

GO \$ 5,400,000 This project is a continuing replacement program for the City's fleet equipment. The original
Other 0 fleet equipment replacement policy was developed in the mid 1980's. In 2008 the City
underwent an evaluation of the existing replacement schedule to better plan future
purchases. The existing method is based on anticipated the anticipated life span of
equipment and fuel usage. The recommended funding will provided for the replacement of
approximately 75 vehicles in the City's fleet.

\$ 5,400,000

Fleet Service Relocation

Project No. 10305

GO \$ 0 Consistent with the Long Range Facility Report, relocation of Fleet Service along with the
Other 0 radio shop operations from Sayle Street would provide for considerable efficiencies.
Considerable travel time is necessary between Fleet Services and the Radio Shop to install
and repair radios in various city vehicles. Construction is scheduled for 2018 and 2019.

\$ 0

GPS/AVL

Project No. 17061

GO \$ 0 This project will install and utilize Automatic Vehicle Location (AVL) and Global Positioning
Other 0 Systems (GPS) in the Public Works fleet.

\$ 0

Nakoosa Trail Fire Maintenance Building

Project No. 10304

GO \$ 50,000 The current Fire Maintenance facility is extremely small for the size and weight of the
Other 0 vehicles being serviced at this property. Fire engines and ladder trucks are challenging to
maneuver into the building due to their size. Height limitations make raising the cab
difficult. Safety is of utmost concern. Construction will be done at the Nakoosa Trail property
that was previously purchased primarily for this purpose. Construction is scheduled for
2017. The recommended 2016 GO borrowing is a reauthorization of 2015 appropriation
authority.

\$ 50,000

Police Squad Cars

Project No. 00000

GO \$ 0 This project contains funding for some of the marked and unmarked Police squad vehicles
Other 124,470 scheduled for 2016. The project will be funded through a direct appropriation from capital.

\$ 124,470

**2016
Capital Budget
Summary**

Agency Name: **Fleet Service**

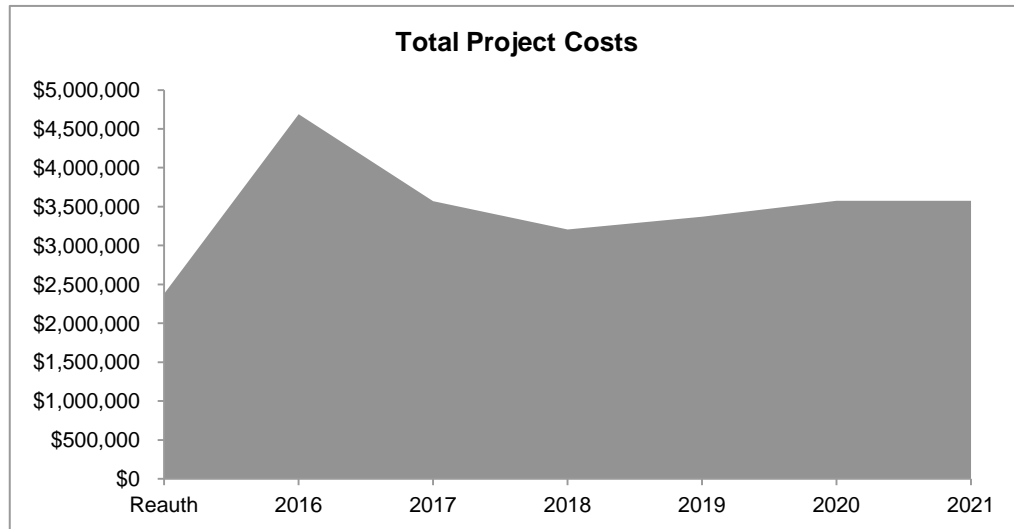
Agency Number: **41**

Project Name	Agency Request	Executive	Executive		Total
			G.O. Debt	Other Funding	
1 Building/Grounds Maintenance	\$ 100,000	\$ 100,000	\$ 100,000	\$ 0	\$ 100,000
2 Fire Apparatus/Rescue Vehicle	2,011,000	2,011,000	2,011,000	0	2,011,000
3 Fleet Equipment Replacement	5,900,000	5,400,000	5,400,000	0	5,400,000
4 Fleet Service Relocation	0	0	0	0	0
5 GPS/AVL		0	0	0	0
6 Nakoosa Trail Fire MTC Bldg	9,670,000	50,000	50,000	0	50,000
7 Police Squad Cars	124,470	124,470	0	124,470	124,470
Total	\$ 17,805,470	\$ 7,685,470	\$ 7,561,000	\$ 124,470	\$ 7,685,470

**2016
Capital Budget
Capital Improvement Program**

Agency Name: Information Technology

Project	Capital Budget						
	Reauth	2016	2017	2018	2019	2020	2021
1 Asset Management System	\$ 0	\$ 200,000	\$ 0	\$ 0	\$ 0	\$ 0	\$ 0
2 Contract Management System	0	150,000	0	0	0	0	0
3 Enterprise Financial System	666,000	500,000	0	0	0	0	0
4 Expand Fiber and Wireless Network	0	255,000	220,000	220,000	220,000	230,000	230,000
5 Hardware/Software Upgrades	552,606	2,229,300	2,200,000	2,136,000	2,200,000	2,350,000	2,350,000
6 Madison Co-Op Internet Utility Study	100,000	250,000	0	0	0	0	0
7 Mobile Computing Laptops	0	200,000	200,000	200,000	200,000	220,000	220,000
8 Municipal Court System	0	254,000	0	0	0	0	0
9 Neighborhood Center Connectivity	200,000	0	0	0	0	0	0
10 Network Security	270,000	250,000	250,000	250,000	250,000	275,000	275,000
11 Property Assessment System	442,125	0	0	0	0	0	0
12 Purchased Software Enhancements	0	400,000	400,000	400,000	500,000	500,000	500,000
13 Residential Internet Access Assistance	150,000	0	0	0	0	0	0
14 Tax System Replacement	0	0	300,000	0	0	0	0
Total	\$ 2,380,731	\$ 4,688,300	\$ 3,570,000	\$ 3,206,000	\$ 3,370,000	\$ 3,575,000	\$ 3,575,000



**2016
Capital Budget
Expenditure Categories and Funding Sources**

Agency Name: Information Technology

Agency No.: 17

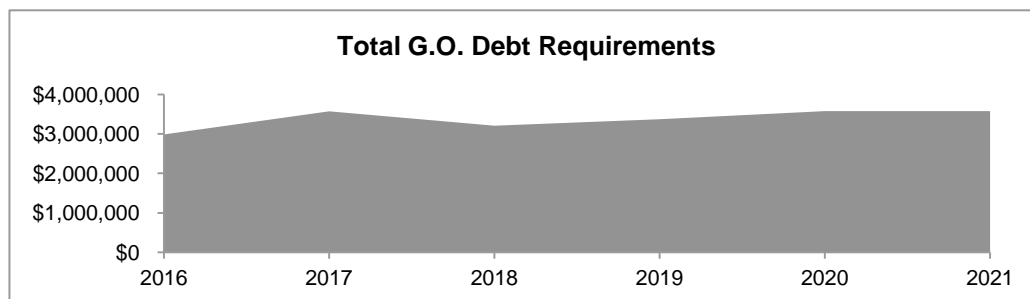
All Projects Expenditures:	Capital Budget						
	Reauth	2016	2017	2018	2019	2020	2021
Purchased Services	\$ 0	\$ 0	\$ 0	\$ 0	\$ 0	\$ 0	\$ 0
Materials & Supplies	2,280,731	1,859,000	3,370,000	3,006,000	3,170,000	3,355,000	3,355,000
Inter-Agency Charges	0	0	0	0	0	0	0
Loans	0	0	0	0	0	0	0
Professional Fees	0	0	0	0	0	0	0
Land & Land Improve	0	0	0	0	0	0	0
Building & Bldg Improve	0	0	0	0	0	0	0
Equipment and Vehicles	0	0	0	0	0	0	0
Other	100,000	2,829,300	200,000	200,000	200,000	220,000	220,000
Total Project Costs	\$ 2,380,731	\$ 4,688,300	\$ 3,570,000	\$ 3,206,000	\$ 3,370,000	\$ 3,575,000	\$ 3,575,000

Funding Sources:

Federal Sources	\$ 0	\$ 0	\$ 0	\$ 0	\$ 0	\$ 0	\$ 0
State Sources	0	0	0	0	0	0	0
Impact Fees	0	0	0	0	0	0	0
Private Contributions	0	0	0	0	0	0	0
Revenue Bonds	0	0	0	0	0	0	0
Special Assessments	0	0	0	0	0	0	0
TIF Cash	0	0	0	0	0	0	0
County Sources	0	0	0	0	0	0	0
Reserves Applied	0	0	0	0	0	0	0
Other	0	1,704,000	0	0	0	0	0
Total Other Sources	\$ 0	\$ 1,704,000	\$ 0	\$ 0	\$ 0	\$ 0	\$ 0
G.O. General Fund	\$ 2,380,731	\$ 2,984,300	\$ 3,570,000	\$ 3,206,000	\$ 3,370,000	\$ 3,575,000	\$ 3,575,000
G.O. Non-General Fund	\$ 0	\$ 0	\$ 0	\$ 0	\$ 0	\$ 0	\$ 0
Total G.O. Debt	\$ 2,380,731	\$ 2,984,300	\$ 3,570,000	\$ 3,206,000	\$ 3,370,000	\$ 3,575,000	\$ 3,575,000

Estimated Annual Debt Service

G.O. General Fund	\$ 309,495	\$ 387,959	\$ 464,100	\$ 416,780	\$ 438,100	\$ 464,750	\$ 464,750
G.O. Non-General Fund	\$ 0	\$ 0	\$ 0	\$ 0	\$ 0	\$ 0	\$ 0



**2016
Capital Budget**

Agency Name: Information Technology

Agency No.: 17

Asset Management

Project No. 17097

GO	\$	0	This request provides funding to develop a city-wide comprehensive asset management program which includes valuation of assets, maintenance, and replacement from a city-wide approach. This will include a software system where specific program area functions will be configured to meet the needs of Public Works including Engineering, Traffic Engineering, Water Utility and possibly other agencies.
Other		200,000	
		<u>200,000</u>	
	\$	<u>200,000</u>	

Contract Management System

Project No. 17108

GO	\$	0	This project funds the development of a comprehensive contract management system for Public Works, Development, and general government contracts. The system will include contract compliance functions performed by Civil Rights and various public works agencies.
Other		150,000	
		<u>150,000</u>	
	\$	<u>150,000</u>	

Enterprise Financial System

Project No. 10042

GO	\$	1,166,000	This project funds the replacement of the City's financial, payroll and related systems for the Finance Department and will serve all City departments. This system includes general ledger, payroll, human resource and related financial modules. This is a vendor supplied ERP (enterprise resource planning) system. This will fund remaining costs of Phases I and II and fund Phases III and IV. The recommended funding includes reauthorizing \$666,000 from 2015 appropriations.
Other		0	
		<u>1,166,000</u>	
	\$	<u>1,166,000</u>	

Expand Fiber Wireless

Project No. 17404

GO	\$	255,000	This project funds the installation of high-speed fiber optic cable or wireless connections to City facilities. The project allows the City to take advantage of comparatively low-cost wiring opportunities as they arise. Funds will also be used to provide electronics for lateral runs from the existing fiber network, to add additional capacity to areas of the network that are over-burdened and to provide wireless point-to-point connections in areas where fiber runs are not cost effective. These network facilities provide direct and indirect support for many public safety, public works, and other City functions.
Other		0	
		<u>255,000</u>	
	\$	<u>255,000</u>	

Hardware and Software Upgrades

Project No. 17400

GO	\$	2,781,906	This project funds equipment and software upgrades and expansion of the City's data, voice and storage network infrastructure; including servers, PC workstations, laptops, printers, scanners, network routers and switches, enterprise storage, network operating systems, network management software, purchased office software suites and development software. The upgrades are required for improved network performance, improved reliability, ease of administration, and security. Infrastructure upgrades funded in this project will provide the capability for the implementation of additional E-Government services, document imaging, and mobile computing in City agencies. In addition, this project includes funds for on-going camera and equipment replacements and upgrades for the Media Team (City Channel) camera systems and related equipment, including equipment to improve amplification during various meetings. The recommended funding includes reauthorizing \$552,606 from 2015 appropriations.
Other		0	
		<u>2,781,906</u>	
	\$	<u>2,781,906</u>	

		Madison Co-Op Internet Utility Study	Project No. 10778
GO	\$ 100,000	This project provides funding to study the feasibility of a Madison cooperative internet utility to provide citywide internet services. The study must meet the objectives outlined within Wisconsin Statute §66.0422 to start a municipal internet utility, gather input from existing service providers on cooperative models of internet service, facilitate meetings among non-profit partners such as the University of Wisconsin-Madison and Madison Metropolitan School District, explore relevant business models, and index existing resources and infrastructure within the City of Madison to better serve the public beyond the Isthmus. The recommended funding includes reauthorizing \$100,000 from 2015 appropriations. In 2016 this project will be funded by a direct appropriation from General Fund.	
Other	250,000		
	<u>\$ 350,000</u>		

		Mobile Computing Laptops	Project No. 17402
GO	\$ 0	This project enables the regular replacement of outdated mobile data laptop computers installed in Madison Police Department squad cars and Fire Department vehicles, as well as mobile devices used by other agencies.	
Other	200,000		
	<u>\$ 200,000</u>		

		Municipal Court System	Project No. 17109
GO	\$ 0	This project funds the purchase of a new computer system for the administration of Municipal Court and Attorney's Case Management functions. This replaces an aging and limited system developed in the mid-1990's on a non-standard platform.	
Other	254,000		
	<u>\$ 254,000</u>		

		Neighborhood Center Connectivity	Project No. 10703
GO	\$ 200,000	This project provides fiber-optic or high-speed point-to-point radio connections to community and cultural centers. The connections will allow the centers to gain access to higher speeds of broadband for community member use. Many families, in the areas where these centers are located, do not have access to high-speed broadband. This project will provide a facility, in several low income neighborhoods, where citizens can go to get access to high-speed Internet service. The recommended funding is a reauthorization of 2015 appropriations.	
Other	0		
	<u>\$ 200,000</u>		

		Network Security	Project No. 17401
GO	\$ 270,000	This is an ongoing project to maintain or improve the security posture of the City's computer network and the physical security of city-owned facilities and other physical security needs as identified by City agencies. Security improvements for desktop PC's; the City's fleet of mobile devices (which includes laptops, smartphones and tablets); network servers; access to the City network via City-owned wireless access points; and physical security of operation centers, wiring closets and other city-owned facilities. In addition to software and hardware purchases, this account is used to fund security assessments and consulting. The recommended funding includes reauthorizing \$270,000 from 2015 appropriations. In 2016 the project will be funded through a direct appropriation from General Fund.	
Other	250,000		
	<u>\$ 520,000</u>		

		Property Assessment System	Project No. 10043
GO	\$ 442,125	This project funds the purchase of a new computer system for the administration of property assessment functions, specifically property data management, sales analysis, and property valuation. This project replaces an obsolete system from the mid-1990's with a modern Computer-Aided-Mass-Appraisal (CAMA) system that combines all assessment functions into one integrated program. The recommended funding is a reauthorization of 2015 appropriations.	
Other	0		
	<u>\$ 442,125</u>		

		Purchased Software Enhancements	Project No. 17403
GO	\$ 0	This project enables the upgrade and enhancement of vendor supplied software and applications such as staff scheduling, legislation tracking, electronic document management system, point-of-sale, parks and recreation, smaller systems developed for various agencies, and related interfaces. In addition, as software usage grows there is often a need to purchase additional customer licenses. A number of public safety and public works functions are supported by these systems.	
Other	400,000		
	<u>\$ 400,000</u>		

		Residential Internet Access Assistance	Project No. 10399
GO	\$ 150,000	This project provides funding for a pilot program to provide assistance to low income neighborhoods and families to obtain internet access. The bulk of the costs to close the "Digital Divide" will go to infrastructure. Other costs may include subsidized payments to commercial providers; cost sharing with other government agencies or social service providers; grant matching funds or in-kind costs; public outreach efforts; or program set up costs. The recommended funding is a reauthorization of 2015 appropriations.	
Other	0		
	<u>\$ 150,000</u>		

		Tax System Replacement	Project No. 17049
GO	\$ 0	This project funds the purchase of a new computer system for the administration of the City's tax billing and collection processes. This replaces an aging and limited system developed in the mid-1990's on a non-standard platform.	
Other	0		
	<u>\$ 0</u>		

**2016
Capital Budget
Summary**

Agency Name: Information Technology

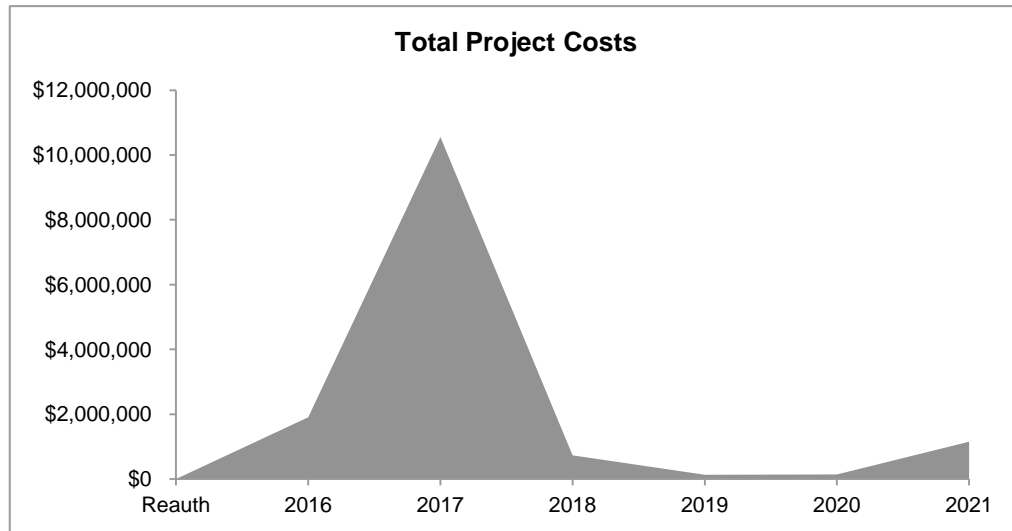
Agency Number: 17

Project Name	Agency Request	Executive	Executive		
			G.O. Debt	Other Funding	Total
1 Asset Management System	\$ 200,000	\$ 200,000	\$ 0	\$ 200,000	\$ 200,000
2 Contract Management System	150,000	150,000	0	150,000	150,000
3 Enterprise Financial System	1,166,000	1,166,000	1,166,000	0	1,166,000
4 Expand Fiber and Wireless Network	255,000	255,000	255,000	0	255,000
5 Hardware/Software Upgrades	2,781,906	2,781,906	2,781,906	0	2,781,906
6 Madison Co-Op Internet Utility Study	350,000	350,000	100,000	250,000	350,000
7 Mobile Computing Laptops	200,000	200,000	0	200,000	200,000
8 Municipal Court System	254,000	254,000	0	254,000	254,000
9 Neighborhood Center Connectivity	200,000	200,000	200,000	0	200,000
10 Network Security	520,000	520,000	270,000	250,000	520,000
11 Property Assessment System	442,125	442,125	442,125	0	442,125
12 Purchased Software Enhancements	400,000	400,000	0	400,000	400,000
13 Residential Internet Access Assistance	150,000	150,000	150,000	0	150,000
14 Tax System Replacement	0	0	0	0	0
Total	<u>\$ 7,069,031</u>	<u>\$ 7,069,031</u>	<u>\$ 5,365,031</u>	<u>\$ 1,704,000</u>	<u>\$ 7,069,031</u>

**2016
Capital Budget
Capital Improvement Program**

Agency Name: Library

Project	Capital Budget						
	Reauth	2016	2017	2018	2019	2020	2021
1 Central Library Improvements	\$ 0	\$ 0	\$ 0	\$ 0	\$ 0	\$ 0	\$ 1,000,000
2 Library Major Repairs/Replacements	0	0	130,000	130,000	130,000	140,000	150,000
3 Maintenance Support Center	0	1,750,000	250,000	0	0	0	0
4 Relocate Pinney Neighborhood Library	0	55,000	10,055,000	600,000	0	0	0
5 RFID At Lakeview/Ashman Library	0	100,000	0	0	0	0	0
6 RFID-Haw/Seq/MSB Libraries	0	0	120,000	0	0	0	0
Total	\$ 0	\$ 1,905,000	\$10,555,000	\$ 730,000	\$ 130,000	\$ 140,000	\$ 1,150,000



**2016
Capital Budget**

Agency Name: Library

Agency No.: 50

Central Library Improvements

Project No. 17036

GO \$ 0 This project funds facility upgrades (new carpeting, painting, furnishings, etc.) to the Central
Other 0 Library which opened to the public in 2013.

\$ 0

Library Major Repairs/Replacements

Project No. 17074

GO \$ 0 This project funds the expected repair for the average of two major HVAC issues, two major
Other 0 door issues, and two major carpet replacements which occur annually. Facilities with
planned repairs and replacements include Sequoya Library (two new heating coils,
countertops and seating for increased visitors, more power, new entrance area carpeting,
and extensive furniture upgrades) and Monroe Street Library (a new furnace system, a
major piece of furniture, an additional book drop, and new full length door hinges).

\$ 0

Maintenance Support Center

Project No. 10001

GO \$ 1,750,000 The Library system service, supply, and support functions are currently housed in a leased
Other 0 facility located on Pennsylvania Avenue. The Long Range Facility Planning Team has
identified that the Library Service and Support Center is a logical fit with Monona Terrace
storage needs and a location was purchased in May. Funds in 2016 will support the
complete renovation and equipping of the facility. The scope of work includes repaving the
parking lot, a new roof, construction of several offices and a conference room, a new HVAC
system, upgrades to lighting, and equipment including a fork lift, delivery truck, and
furniture.

\$ 1,750,000

Relocate Pinney Neighborhood Library

Project No. 10002

GO \$ 55,000 This project supports the construction of a new facility at a cost of \$10.7 million for the
Other 0 Pinney Neighborhood Library branch. At the recommended funding level planning efforts
will continue in 2016 with construction taking place and being completed in 2017. It is
anticipated that the developer will donate \$1,175,000 of "in-kind" funding to the Madison
Public Library (MPL) Foundation in 2015 towards the 'gray box' cost which is not included in
the budget amounts presented. The Library Foundation anticipates raising \$1.08 million to
support the construction of this project.

\$ 55,000

RFID at Lakeview/Ashman Library

Project No. 17082

GO \$ 100,000 This project funds the installation of radio frequency identification (RFID) check out
Other 0 equipment at Lakeview and Alicia Ashman Libraries.

\$ 100,000

RFID-Hawthorne/Sequoya/Monroe Street Libraries

Project No. 17083

GO \$ 0 This project funds the installation of radio frequency identification (RFID) check out
Other 0 equipment at Sequoya, Hawthorne, and Monroe Street Libraries.

\$ 0

**2016
Capital Budget
Summary**

Agency Name: Library

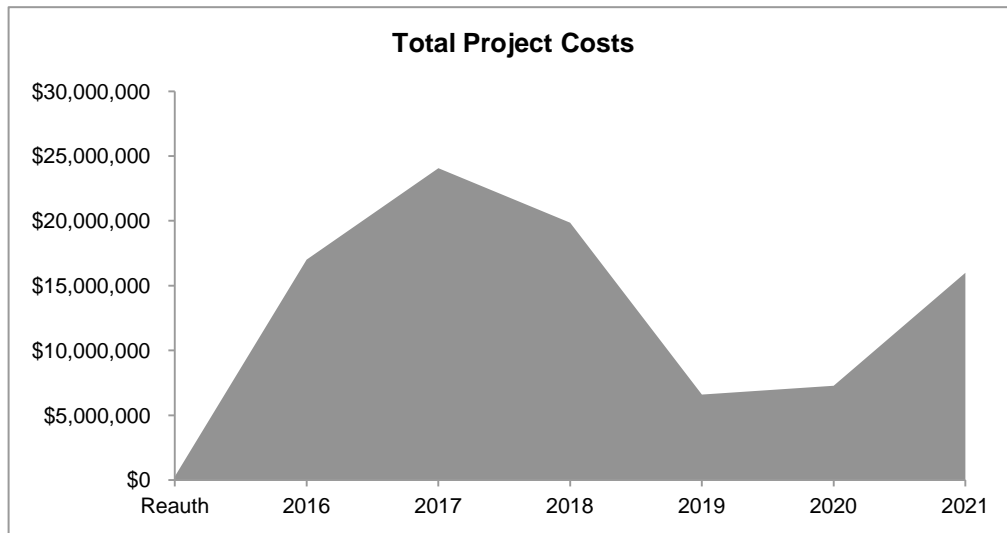
Agency Number: 50

Project Name	Agency Request	Executive	Executive		
			G.O. Debt	Other Funding	Total
1 Central Library Improvements	\$ 0	\$ 0	\$ 0	\$ 0	\$ 0
2 Library Major Repairs/Replacements	115,000	0	0	0	0
3 Maintenance Support Center	1,750,000	1,750,000	1,750,000	0	1,750,000
4 Relocate Pinney Neighborhd Library	10,110,000	55,000	55,000	0	55,000
5 RFID At Lakeview/Ashman Library	100,000	100,000	100,000	0	100,000
6 RFID-Haw/Seq/Msb Libraries	0	0	0	0	0
Total	<u>\$ 12,075,000</u>	<u>\$ 1,905,000</u>	<u>\$ 1,905,000</u>	<u>\$ 0</u>	<u>\$ 1,905,000</u>

**2016
Capital Budget
Capital Improvement Program**

Agency Name: Metro Transit

Project	Capital Budget						
	Reauth	2016	2017	2018	2019	2020	2021
1 Facility Repairs and Improvements	\$ 58,000	\$ 40,000	\$ 290,000	\$ 490,000	\$ 40,000	\$ 40,000	\$ 40,000
2 Metro Satellite Bus Facility	0	10,200,000	12,000,000	13,000,000	0	0	0
3 Transit Coaches	181,000	6,427,200	6,620,016	6,364,036	6,554,957	7,233,860	15,450,886
4 Transit System Upgrades	46,000	340,000	5,149,900	0	0	0	500,000
Total	\$ 285,000	\$ 17,007,200	\$ 24,059,916	\$ 19,854,036	\$ 6,594,957	\$ 7,273,860	\$ 15,990,886



**2016
Capital Budget
Expenditure Categories and Funding Sources**

Agency Name: Metro Transit

Agency No.: 85

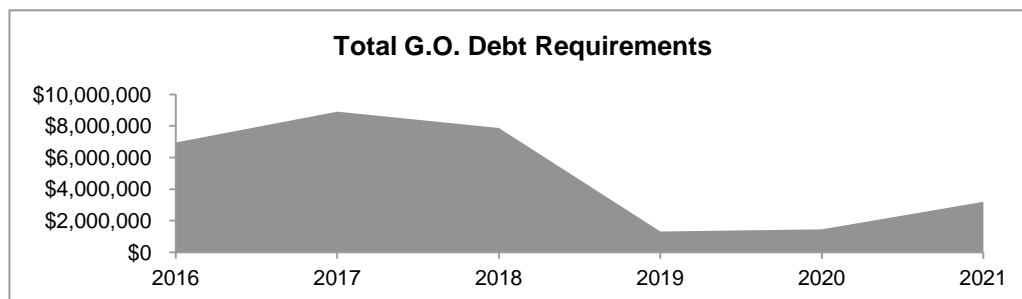
All Projects Expenditures:	Capital Budget						
	Reauth	2016	2017	2018	2019	2020	2021
Purchased Services	\$ 0	\$ 0	\$ 0	\$ 0	\$ 0	\$ 0	\$ 0
Materials & Supplies	0	200,000	4,500,000	0	0	0	0
Inter-Agency Charges	0	0	0	0	0	0	0
Loans	0	0	0	0	0	0	0
Professional Fees	0	0	0	0	0	0	0
Land & Land Improve	0	0	0	0	0	0	0
Building & Bldg Improve	58,000	10,240,000	12,290,000	13,490,000	40,000	40,000	40,000
Equipment and Vehicles	227,000	6,567,200	7,269,916	6,364,036	6,554,957	7,233,860	15,650,886
Other	0	0	0	0	0	0	0
Total Project Costs	\$ 285,000	\$17,007,200	\$24,059,916	\$19,854,036	\$ 6,594,957	\$ 7,273,860	\$15,690,886

Funding Sources:

Federal Sources	\$ 0	\$10,054,760	\$15,155,933	\$11,983,229	\$ 5,275,966	\$ 5,819,088	\$12,792,709
State Sources	0	0	0	0	0	0	0
Impact Fees	0	0	0	0	0	0	0
Private Contributions	0	0	0	0	0	0	0
Revenue Bonds	0	0	0	0	0	0	0
Special Assessments	0	0	0	0	0	0	0
TIF Cash	0	0	0	0	0	0	0
County Sources	0	0	0	0	0	0	0
Reserves Applied	0	0	0	0	0	0	0
Other	0	0	0	0	0	0	0
Total Other Sources	\$ 0	\$10,054,760	\$15,155,933	\$11,983,229	\$ 5,275,966	\$ 5,819,088	\$12,792,709
G.O. General Fund	\$ 0	\$ 0	\$ 0	\$ 0	\$ 0	\$ 0	\$ 0
G.O. Non-General Fund	285,000	6,952,440	8,903,983	7,870,807	1,318,991	1,454,772	3,198,177
Total G.O. Debt	\$ 285,000	\$ 6,952,440	\$ 8,903,983	\$ 7,870,807	\$ 1,318,991	\$ 1,454,772	\$ 3,198,177

Estimated Annual Debt Service

G.O. General Fund	\$ 0	\$ 0	\$ 0	\$ 0	\$ 0	\$ 0	\$ 0
G.O. Non-General Fund	\$ 37,050	\$ 903,817	\$ 1,157,518	\$ 1,023,205	\$ 171,469	\$ 189,120	\$ 415,763



**2016
Capital Budget**

Agency Name: Metro Transit

Agency No.: 85

Facility Repairs and Improvements

Project No. 10086

GO	\$ 66,000	The 2016 budget includes \$40,000 for major unanticipated building repairs or improvements that would meet the City's capitalization criteria. The CIP anticipates continued federal grant funding support of 80% of capital expenditures, however such funding is uncertain. The recommended funding includes reauthorizing \$58,000 in GO borrowing from 2015 appropriations.
Other	32,000	
	\$ 98,000	

Metro Satellite Bus Facility

Project No. 10950

GO	\$ 5,000,000	This project is for the design and construction of a satellite bus facility for Metro Transit, including building and site development, located at Nekoosa Trail and Commercial Avenue. The satellite bus facility will include areas for bus storage, bus wash, maintenance, repairs, parts, operations and administration offices. The building will be approximately 165,000 square feet and will accommodate up to 70 40-foot standard buses. Site development will include approximately 5.75 acres of land.
Other	5,200,000	
	\$ 10,200,000	

Transit Coaches

Project No. 10080

GO	\$ 2,081,440	This project funds replacement of 15 transit coaches per year. All buses will meet both EPA Emissions Standards and Americans with Disabilities Act (ADA) requirements. Federal funding for bus replacement continues to be uncertain. The recommended funding includes reauthorizing \$181,000 in GO borrowing from 2015 appropriations.
Other	4,526,760	
	\$ 6,608,200	

Transit System Upgrades

Project No. 10088

GO	\$ 90,000	This project funds acquisitions of equipment and software to improve operations. In 2016 these projects include \$200,000 for Ivy Real Time software and \$20,000 for on-vehicle Rotor Lathe. The recommended funding includes reauthorizing \$46,000 in GO borrowing from 2015 appropriations.
Other	296,000	
	\$ 386,000	

**2016
Capital Budget
Summary**

Agency Name: Metro Transit

Agency Number: 85

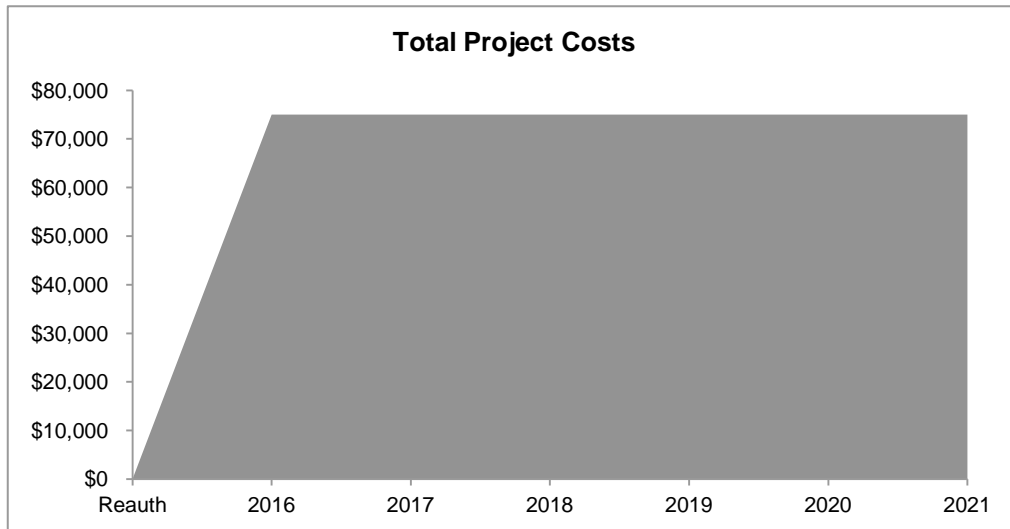
Project Name	Agency Request	Executive	Executive		
			G.O. Debt	Other Funding	Total
1 Facility Repairs and Improvements	\$ 98,000	\$ 98,000	\$ 66,000	\$ 32,000	\$ 98,000
2 Metro Satellite Bus Facility	10,200,000	10,200,000	5,000,000	5,200,000	10,200,000
3 Transit Coaches	6,608,200	6,608,200	2,081,440	4,526,760	6,608,200
4 Transit System Upgrades	386,000	386,000	90,000	296,000	386,000
Total	\$ 17,292,200	\$ 17,292,200	\$ 7,237,440	\$ 10,054,760	\$ 17,292,200

**2016
Capital Budget
Capital Improvement Program**

Agency Name: Miscellaneous

Project
1 Henry Vilas Zoo

Capital Budget	Future Year Estimates						
	Reauth	2016	2017	2018	2019	2020	2021
	\$ 0	\$ 75,000	\$ 75,000	\$ 75,000	\$ 75,000	\$ 75,000	\$ 75,000
Total	\$ 0	\$ 75,000	\$ 75,000	\$ 75,000	\$ 75,000	\$ 75,000	\$ 75,000



**2016
Capital Budget
Expenditure Categories and Funding Sources**

Agency Name: Miscellaneous

Agency No.: 15

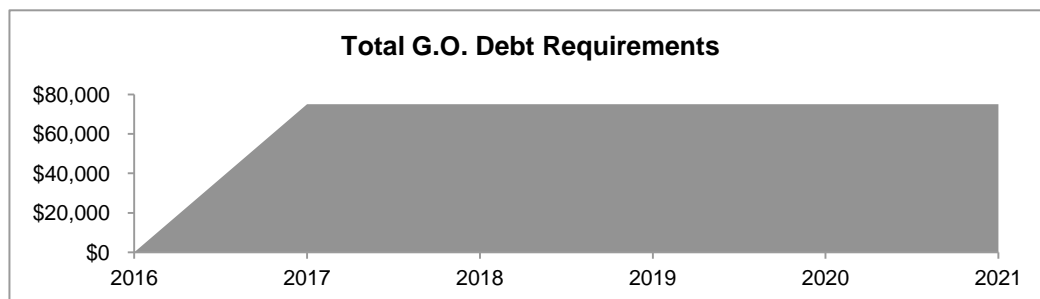
All Projects Expenditures:	Capital Budget	Future Year Estimates					
	Reauth	2016	2017	2018	2019	2020	2021
Purchased Services	\$ 0	\$ 0	\$ 0	\$ 0	\$ 0	\$ 0	\$ 0
Materials & Supplies	0	0	0	0	0	0	0
Inter-Agency Charges	0	0	0	0	0	0	0
Loans	0	0	0	0	0	0	0
Professional Fees	0	0	0	0	0	0	0
Land & Land Improve	0	0	0	0	0	0	0
Building & Bldg Improve	0	0	0	0	0	0	0
Equipment and Vehicles	0	0	0	0	0	0	0
Other	0	75,000	75,000	75,000	75,000	75,000	75,000
Total Project Costs	\$ 0	\$ 75,000	\$ 75,000	\$ 75,000	\$ 75,000	\$ 75,000	\$ 75,000

Funding Sources:

Federal Sources	\$ 0	\$ 0	\$ 0	\$ 0	\$ 0	\$ 0	\$ 0
State Sources	0	0	0	0	0	0	0
Impact Fees	0	0	0	0	0	0	0
Private Contributions	0	0	0	0	0	0	0
Revenue Bonds	0	0	0	0	0	0	0
Special Assessments	0	0	0	0	0	0	0
TIF Cash	0	0	0	0	0	0	0
County Sources	0	0	0	0	0	0	0
Reserves Applied	0	0	0	0	0	0	0
Other	0	75,000	0	0	0	0	0
Total Other Sources	\$ 0	\$ 75,000	\$ 0	\$ 0	\$ 0	\$ 0	\$ 0
G.O. General Fund	\$ 0	\$ 0	\$ 75,000	\$ 75,000	\$ 75,000	\$ 75,000	\$ 75,000
G.O. Non-General Fund	\$ 0	\$ 0	\$ 0	\$ 0	\$ 0	\$ 0	\$ 0
Total G.O. Debt	\$ 0	\$ 0	\$ 75,000	\$ 75,000	\$ 75,000	\$ 75,000	\$ 75,000

Estimated Annual Debt Service

G.O. General Fund	\$ 0	\$ 0	\$ 9,750	\$ 9,750	\$ 9,750	\$ 9,750	\$ 9,750
G.O. Non-General Fund	\$ 0	\$ 0	\$ 0	\$ 0	\$ 0	\$ 0	\$ 0



**2016
Capital Budget**

Agency Name: Miscellaneous

Agency No.: 15

Henry Vilas Zoo

Project No. 11215

GO	\$	0	This project provides funding for improvements to be made to the Henry Vilas Zoo. Under the current agreement, Zoo operating costs are split between Dane County and the City of Madison on a 80/20 ratio, while capital costs are shared on a voluntary basis.
Other		75,000	
		<u>75,000</u>	

**2016
Capital Budget
Summary**

Agency Name: Miscellaneous

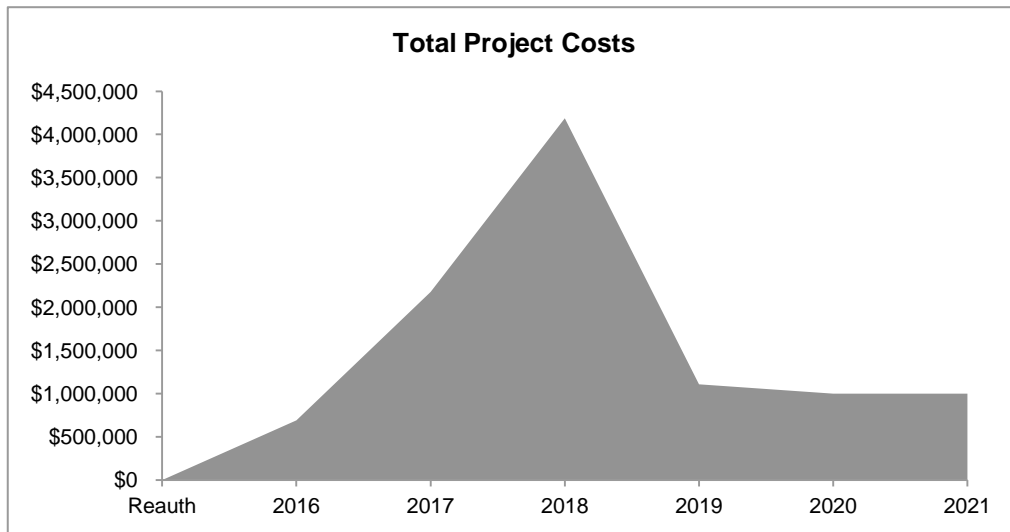
Agency Number: 15

Project Name	Agency Request	Executive	Executive		
			G.O. Debt	Other Funding	Total
1 Henry Vilas Zoo	\$ 75,000	\$ 75,000	\$ 0	\$ 75,000	\$ 75,000
Total	<u>\$ 75,000</u>	<u>\$ 75,000</u>	<u>\$ 0</u>	<u>\$ 75,000</u>	<u>\$ 75,000</u>

**2016
Capital Budget
Capital Improvement Program**

Agency Name: Monona Terrace

Project	Capital Budget						
	Reauth	2016	2017	2018	2019	2020	2021
1 Building & Building Improvements	\$ 0	\$ 442,000	\$ 312,000	\$ 3,570,000	\$ 500,000	\$ 500,000	\$ 500,000
2 Machinery and Other Equipment	0	249,000	1,865,000	317,000	608,000	500,000	500,000
3 Monona Terrace Bike Path	0	0	0	300,000	0	0	0
Total	\$ 0	\$ 691,000	\$ 2,177,000	\$ 4,187,000	\$ 1,108,000	\$ 1,000,000	\$ 1,000,000



**2016
Capital Budget
Expenditure Categories and Funding Sources**

Agency Name: Monona Terrace

Agency No.: 80

All Projects Expenditures:	Capital Budget		2016	2017	2018	2019	2020	2021
	Reauth							
Purchased Services	\$	0	\$ 0	\$ 0	\$ 0	\$ 0	\$ 0	\$ 0
Materials & Supplies		0	4,000	0	0	0	0	0
Inter-Agency Charges		0	0	0	0	0	0	0
Loans		0	0	0	0	0	0	0
Professional Fees		0	0	0	0	0	0	0
Land & Land Improve		0	0	0	300,000	0	0	0
Building & Bldg Improve		0	330,000	1,612,000	3,570,000	500,000	500,000	500,000
Equipment and Vehicles		0	357,000	565,000	317,000	608,000	500,000	500,000
Other		0	0	0	0	0	0	0
Total Project Costs	\$	0	\$ 691,000	\$ 2,177,000	\$ 4,187,000	\$ 1,108,000	\$ 1,000,000	\$ 1,000,000

Funding Sources:

Federal Sources	\$	0	\$ 0	\$ 0	\$ 0	\$ 0	\$ 0	\$ 0
State Sources		0	0	0	0	0	0	0
Impact Fees		0	0	0	0	0	0	0
Private Contributions		0	0	0	0	0	0	0
Revenue Bonds		0	0	0	0	0	0	0
Special Assessments		0	0	0	0	0	0	0
TIF Cash		0	0	0	0	0	0	0
County Sources		0	0	0	0	0	0	0
Reserves Applied		0	0	0	0	0	0	0
Other		0	691,000	2,177,000	4,187,000	1,108,000	1,000,000	1,000,000
Total Other Sources	\$	0	\$ 691,000	\$ 2,177,000	\$ 4,187,000	\$ 1,108,000	\$ 1,000,000	\$ 1,000,000
G.O. General Fund	\$	0	\$ 0	\$ 0	\$ 0	\$ 0	\$ 0	\$ 0
G.O. Non-General Fund	\$	0	\$ 0	\$ 0	\$ 0	\$ 0	\$ 0	\$ 0
Total G.O. Debt	\$	0	\$ 0	\$ 0	\$ 0	\$ 0	\$ 0	\$ 0

Estimated Annual Debt Service

G.O. General Fund	\$	0	\$ 0	\$ 0	\$ 0	\$ 0	\$ 0	\$ 0
G.O. Non-General Fund	\$	0	\$ 0	\$ 0	\$ 0	\$ 0	\$ 0	\$ 0

**2016
Capital Budget**

Agency Name: Monona Terrace

Agency No.: 80

Building & Building Improvements

Project No. 17406

GO	\$	0	Monona Terrace is maintained as a first-class convention center to enhance its reputation and revenue streams. The success of the facility is based on its marketability and its competitiveness both regionally and nationally. The building improvement request meets these expectations. Funds transferred from the room tax will pay for the following projects in 2016: elevator/escalator upgrades (\$40,000), exhibit hall floor improvements (\$60,000), roof pedestal project (\$75,000), rooftop chairs (\$12,000), interior tables (\$60,000), overhead doors/exterior (\$60,000), interior/exterior door replacement (\$60,000), window replacements (\$60,000), and ceiling repairs to the fifth floor (\$15,000).
Other		442,000	
		\$ 442,000	

Machinery and Other Equipment

Project No. 17410

GO	\$	0	The Machinery and Other Equipment projects are required to meet customer needs and to maintain marketability. Funds transferred from the room tax will pay for the following projects in 2016: an extractor (\$5,000), IVAC (motorized vacuum) (\$15,000), kitchen equipment (\$10,000), network upgrades (\$4,000), technology upgrades (\$50,000), and miscellaneous projects (e.g., replacement of security/door monitoring equipment) (\$165,000).
Other		249,000	
		\$ 249,000	

Monona Terrace Bike Path

Project No. 17417

GO	\$	0	This project funds resurfacing of the bike path where it has been damaged over time by the proximity to the lake, among other reasons.
Other		0	
		\$ 0	

**2016
Capital Budget
Summary**

Agency Name: Monona Terrace

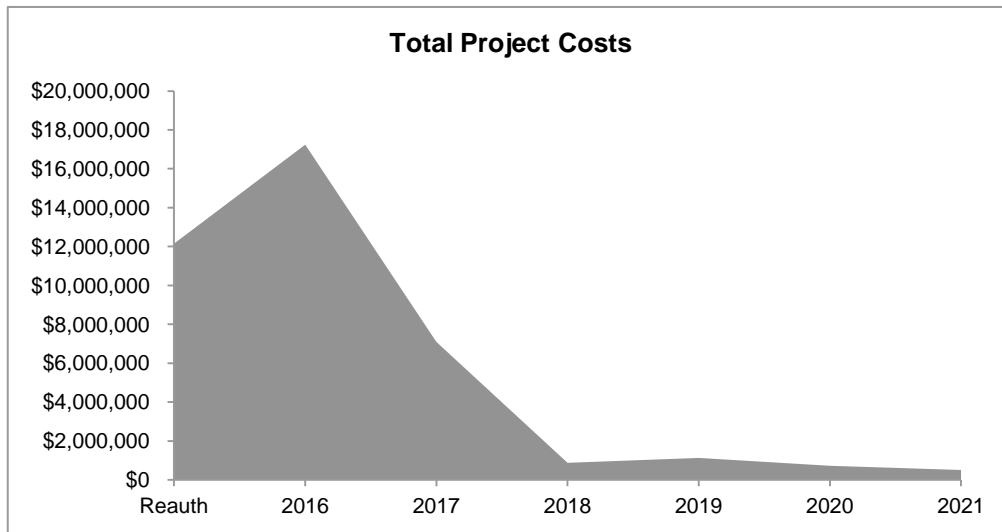
Agency Number: 80

Project Name	Agency Request	Executive	Executive		
			G.O. Debt	Other Funding	Total
1 Building & Building Improvements	\$ 367,000	\$ 442,000	\$ 0	\$ 442,000	\$ 442,000
2 Machinery and Other Equipment	291,000	249,000	0	249,000	249,000
3 Monona Terrace Bike Path	0	0	0	0	0
Total	<u>\$ 658,000</u>	<u>\$ 691,000</u>	<u>\$ 0</u>	<u>\$ 691,000</u>	<u>\$ 691,000</u>

**2016
Capital Budget
Capital Improvement Program**

Agency Name: Parking Utility

Project	Capital Budget		Future Year Estimates				
	Reauth	2016	2017	2018	2019	2020	2021
1 Asset Management System	\$ 0	\$ 150,000	\$ 0	\$ 0	\$ 0	\$ 0	\$ 0
2 Capitol East District Parking Structure	0	7,000,000	6,000,000	0	0	0	0
3 Elevator Maintenance	200,000	0	0	0	0	0	0
4 Garage Lighting Replacement	0	1,130,000	300,000	280,000	300,000	0	0
5 Garage Wayfinding Signs	0	75,000	20,000	30,000	0	0	0
6 Intelligent Transportation System	0	200,000	200,000	0	0	0	0
7 Judge Doyle Square Garage	11,950,000	6,050,000	0	0	0	0	0
8 License Plate Recognition Vehicle	0	65,000	0	0	0	0	0
9 Overture Ctr Customer Service Ctr	0	300,000	0	0	0	0	0
10 Parking Garage Repairs	0	909,000	488,000	554,500	635,500	651,000	495,000
11 Revenue Equipment Replacement	0	1,050,000	0	0	0	0	0
12 Sayle Street	0	10,000	10,000	10,000	190,500	70,500	10,000
13 Single Space Meter Replacement	0	300,000	75,000	0	0	0	0
Total	\$12,150,000	\$17,239,000	\$ 7,093,000	\$ 874,500	\$ 1,126,000	\$ 721,500	\$ 505,000



**2016
Capital Budget
Expenditure Categories and Funding Sources**

Agency Name: Parking Utility

Agency No.: 82

All Projects Expenditures:	Capital Budget	Future Year Estimates					
	Reauth	2016	2017	2018	2019	2020	2021
Purchased Services	\$ 0	\$ 0	\$ 0	\$ 0	\$ 0	\$ 0	\$ 0
Materials & Supplies	0	0	0	0	0	0	0
Inter-Agency Charges	0	0	0	0	0	0	0
Loans	0	0	0	0	0	0	0
Professional Fees	0	0	0	0	0	0	0
Land & Land Improve	0	0	0	0	0	0	0
Building & Bldg Improve	12,150,000	17,239,000	7,093,000	874,500	1,126,000	721,500	505,000
Equipment and Vehicles	0	0	0	0	0	0	0
Other	0	0	0	0	0	0	0
Total Project Costs	<u>\$ 12,150,000</u>	<u>\$ 17,239,000</u>	<u>\$ 7,093,000</u>	<u>\$ 874,500</u>	<u>\$ 1,126,000</u>	<u>\$ 721,500</u>	<u>\$ 505,000</u>

Funding Sources:

Federal Sources	\$ 0	\$ 0	\$ 0	\$ 0	\$ 0	\$ 0	\$ 0
State Sources	0	0	0	0	0	0	0
Impact Fees	0	0	0	0	0	0	0
Private Contributions	0	0	0	0	0	0	0
Revenue Bonds	0	0	0	0	0	0	0
Special Assessments	0	0	0	0	0	0	0
TIF Cash	0	7,000,000	6,000,000	0	0	0	0
County Sources	0	0	0	0	0	0	0
Reserves Applied	12,150,000	10,239,000	1,093,000	874,500	1,126,000	721,500	505,000
Other	0	0	0	0	0	0	0
Total Other Sources	<u>\$ 12,150,000</u>	<u>\$ 17,239,000</u>	<u>\$ 7,093,000</u>	<u>\$ 874,500</u>	<u>\$ 1,126,000</u>	<u>\$ 721,500</u>	<u>\$ 505,000</u>

G.O. General Fund	\$ 0	\$ 0	\$ 0	\$ 0	\$ 0	\$ 0	\$ 0
G.O. Non-General Fund	\$ 0	\$ 0	\$ 0	\$ 0	\$ 0	\$ 0	\$ 0
Total G.O. Debt	<u>\$ 0</u>	<u>\$ 0</u>	<u>\$ 0</u>	<u>\$ 0</u>	<u>\$ 0</u>	<u>\$ 0</u>	<u>\$ 0</u>

Estimated Annual Debt Service

G.O. General Fund	\$ 0	\$ 0	\$ 0	\$ 0	\$ 0	\$ 0	\$ 0
G.O. Non-General Fund	\$ 0	\$ 0	\$ 0	\$ 0	\$ 0	\$ 0	\$ 0

**2016
Capital Budget**

Agency Name: Parking Utility

Agency No.: 82

Asset Management System

Project No. 17097

GO	\$	0	This project will provide funding to develop a city-wide comprehensive asset management program which includes valuation of assets, maintenance, and replacement from a city-wide approach. This will include a software system where specific program area functions will be configured to meet the needs of Public Works including Engineering, Traffic Engineering, Water Utility, Parking and possibly other agencies. This project will be funded through Parking Utility reserves.
Other		150,000	
		\$ 150,000	

Capitol East District Parking Structure

Project No. 1627

GO	\$	0	This project will support the construction of a new parking structure in the Government East District. The construction of this structure is in response to findings issued by the Parking Strategic Plan Committee in 2014. Once complete, this structure will provide 400 above grade stalls. Construction is planned to take place in 2016 and 2017. The project will be funded by proceeds from TIF 45.
Other		7,000,000	
		\$ 7,000,000	

Elevator Maintenance

Project No. 00000

GO	\$	0	This project modernizes the Overture Center garage elevator. The recommended funding is a reauthorization of 2015 appropriations from Parking Utility reserves.
Other		200,000	
		\$ 200,000	

Garage Lighting Replacement

Project No. 1612

GO	\$	0	This project will replace all the existing overhead lighting fixtures in all parking garages operated by the Parking Utility. The project will upgrade existing high pressure sodium fixtures to energy efficient LED lights. The project will be funded through Parking Utility reserves.
Other		1,130,000	
		\$ 1,130,000	

Garage Wayfinding Signs

Project No. 1606

GO	\$	0	This project seeks to improve customer service within the parking garages by directing traffic to locations of available parking spaces within the structure. Signs will assist drivers exiting the facility by identifying which exit lanes accept specific types of payment. The project will be funded through Parking Utility reserves.
Other		75,000	
		\$ 75,000	

Intelligent Transportation System

Project No. 1601

GO	\$	0	This project will provide electronic displays of parking availability in the public parking facilities in Madison's downtown core. These electronic signs will display real-time garage space availability allowing drivers to utilize alternate parking arrangements if necessary. This project will be funded through Parking Utility reserves.
Other		200,000	
		\$ 200,000	

		Judge Doyle Square Garage	Project No. 10396
GO	\$ 0	The Government East garage is 55 years old and near the end of its useful life. This project envisions a garage to be built on the current MMB/GE site with approximately 600 stalls financed by the Parking Utility. It may be built in conjunction with a hotel, bike station and office tower and extend under Pinckney Street into the current Government East site. Planning will take place in 2014/15, with construction in 2015/16. Phasing allows for the demolition of Government East garage in 2015/16. The project will be funded through Parking Utility reserves, augmented by a portion of the proceeds from the sale of land and the Judge Doyle Square development.	
Other	18,000,000		
	<u>\$ 18,000,000</u>		

		License Plate Recognition Vehicle	Project No. 1621
GO	\$ 0	This project will purchase a new software package that will be mounted on a Parking Utility vehicle. This vehicle will travel through various parking structures while the software collects data on utilization and turnover rates. This data will be used to guide future decisions as the Parking Utility continues to address issues of supply and demand. The project will be funded through Parking Utility reserves.	
Other	65,000		
	<u>\$ 65,000</u>		

		Overture Center Customer Service Center	Project No. 1604
GO	\$ 0	This project will be the "pilot" location for the new "ambassador" role the Parking Utility Cashiering Staff will provide in the Overture Center Garage. This project will improve the efficiency of the garage by centralizing the cashiering personnel in one location from which to operate and cover the facility to provide higher level customer service. The project will be funded through Parking Utility reserves.	
Other	300,000		
	<u>\$ 300,000</u>		

		Parking Garage Repairs	Project No. 10394
GO	\$ 0	This project is a continuing program that performs major repairs on garage sections, including: the replacement of concrete and steel reinforcement, and installing a waterproof membrane system to the wearing surface in select locations. The useful life of parking garages is 44 years. The recommended funding includes \$175,000 for the purchase of a garage deck and sidewalk scrubber. The project will be funded through Parking Utility reserves.	
Other	909,000		
	<u>\$ 909,000</u>		

		Revenue Equipment Replacement	Project No. 10397
GO	\$ 0	This project is a continuing program that replaces and modifies revenue equipment for on off-street parking. This project seeks to replace existing payment technology that has past its useful life. The Parking Utility plans to test a conversion of remaining single-space parking meters to smart meters, and will continue connecting more multi-space meters directly to the City network. The project will be funded through Parking Utility reserves.	
Other	1,050,000		
	<u>\$ 1,050,000</u>		

		Sayle Street	Project No. 10025
GO	\$ 0	This project funds ongoing remediation and maintenance of the shared offices of the Parking Utility and Traffic Engineering (TE) facility at 1120 Sayle Street facility. Planned projects include additional HVAC work, electrical upgrades, and building insulation. Projects which impact shared space are typically funded at 25% Parking Utility and 75% TE. The project will be funded through Parking Utility reserves.	
Other	10,000		
	<u>\$ 10,000</u>		

		Single Space Meter Replacement	Project No. 1603
GO	\$ 0	This project is the replacement of the remaining "coin-only" single spaces meters in use throughout the city with state-of-the-art meters that allow payment from multiple sources including coins, credit cards, or smart-phones. The project will be funded through Parking Utility reserves.	
Other	300,000		
	<u>\$ 300,000</u>		

**2016
Capital Budget
Summary**

Agency Name: Parking Utility

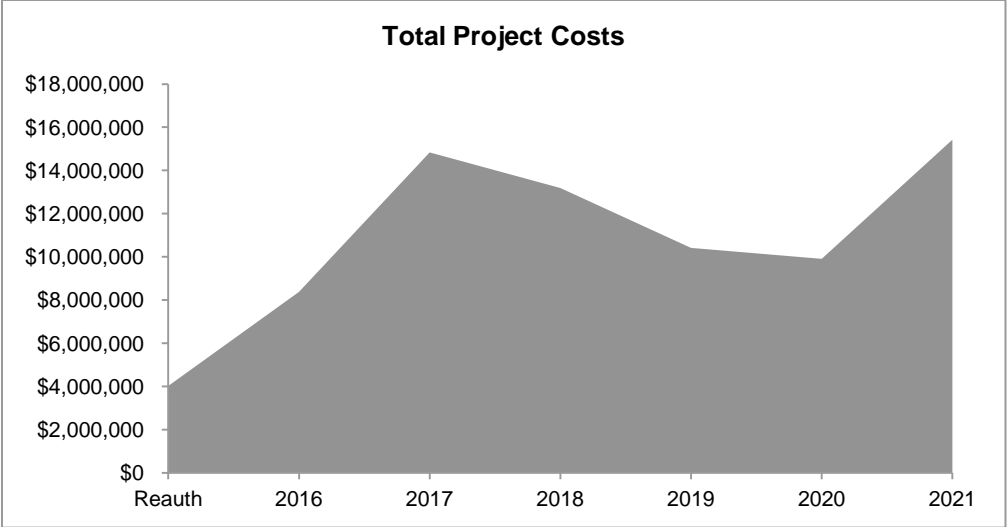
Agency Number: 82

Project Name	Agency Request	Executive	Executive		
			G.O. Debt	Other Funding	Total
1 Asset Management System	\$ 150,000	\$ 150,000	\$ 0	\$ 150,000	\$ 150,000
2 Capitol East District Parking Structure	7,000,000	7,000,000	0	7,000,000	7,000,000
3 Elevator Maintenance	200,000	200,000	0	200,000	200,000
4 Garage Lighting Replacement	1,130,000	1,130,000	0	1,130,000	1,130,000
5 Garage Wayfinding Signs	75,000	75,000	0	75,000	75,000
6 Intelligent Transportation System	200,000	200,000	0	200,000	200,000
7 Judge Doyle Square Garage	18,000,000	18,000,000	0	18,000,000	18,000,000
8 License Plate Recognition Vehicle	65,000	65,000	0	65,000	65,000
9 Overture Ctr Customer Service Ctr	300,000	300,000	0	300,000	300,000
10 Parking Garage Repairs	909,000	909,000	0	909,000	909,000
11 Revenue Equipment Replacement	1,050,000	1,050,000	0	1,050,000	1,050,000
12 Sayle Street	10,000	10,000	0	10,000	10,000
13 Single Space Meter Replacement	300,000	300,000	0	300,000	300,000
Total	<u>\$ 29,389,000</u>	<u>\$ 29,389,000</u>	<u>0</u>	<u>\$ 29,389,000</u>	<u>\$ 29,389,000</u>

**2016
Capital Budget
Capital Improvement Program**

Agency Name: Parks Division

Project	Capital Budget						
	Reauth	2016	2017	2018	2019	2020	2021
1 Allied Drive Area Potential Park	\$ 140,000	\$ 0	\$ 0	\$ 0	\$ 0	\$ 0	\$ 0
2 Beach And Shoreline Improvements	120,000	646,000	200,000	130,000	125,000	625,000	125,000
3 Breese Stevens Improvements	0	0	750,000	480,000	0	0	0
4 Brittingham Park Improvements	0	400,000	0	0	800,000	0	0
5 Central Park Improvements	650,000	0	0	0	0	0	1,750,000
6 Conservation Park Improvements	0	175,000	280,000	360,000	290,000	485,000	340,000
7 Disc Golf Improvements	0	35,000	35,000	250,000	35,000	35,000	35,000
8 Dog Park Improvements	50,000	125,000	140,000	80,000	155,000	90,000	150,000
9 Elver Park Improvements	0	0	650,000	0	0	0	0
10 Emerald Ash Borer Mitigation	0	1,000,000	1,000,000	1,000,000	1,050,000	1,050,000	1,075,000
11 Esther Beach Improvements	0	250,000	0	0	0	0	0
12 Forest Hill Cemetery Improvements	0	0	115,000	200,000	0	0	0
13 Garver At Olbrich Botanical Complex	1,815,000	0	0	0	0	0	0
14 Highland Manor Shelter	117,000	0	0	0	0	0	0
15 Hoyt Park Improvements	0	0	160,000	0	0	0	0
16 James Madison Park Improvements	150,000	100,000	850,000	0	0	0	0
17 Land Acquisition	0	250,000	250,000	250,000	250,000	250,000	250,000
18 Odana Clubhouse	0	0	0	0	0	200,000	0
19 Olbrich Botanical Complex	0	0	5,000,000	5,000,000	0	0	0
20 Park Equipment	0	440,000	390,000	375,000	375,000	375,000	450,000
21 Park Facility Improvements	240,000	370,000	775,000	1,495,000	890,000	3,248,750	3,570,000
22 Park Land Improvements	220,000	1,368,000	1,470,000	1,542,000	1,650,000	1,625,000	2,038,000
23 Park Ridge Neighborhood	150,000	0	0	0	0	0	0
24 Penn Park Improvements	0	1,500,000	0	0	0	0	0
25 Playground/Accessibility Improvments	274,000	1,455,000	1,685,000	1,475,000	1,550,000	1,575,000	1,440,000
26 Reindahl Park Improvements	0	0	0	0	0	0	2,700,000
27 Street Tree Replacements	0	185,000	185,000	200,000	195,000	200,000	200,000
28 Tree Guards	0	80,000	0	0	0	0	0
29 Vilas Park Improvements	100,000	0	900,000	350,000	1,900,000	0	1,300,000
30 Warner Splash Park	0	0	0	0	850,000	0	0
31 Yahara River Parkway Improvements	0	0	0	0	300,000	150,000	0
Total	\$4,026,000	\$8,379,000	\$14,835,000	\$13,187,000	\$10,415,000	\$9,908,750	\$15,423,000



**2016
Capital Budget
Expenditure Categories and Funding Sources**

Agency Name: Parks Division

Agency No.: 51

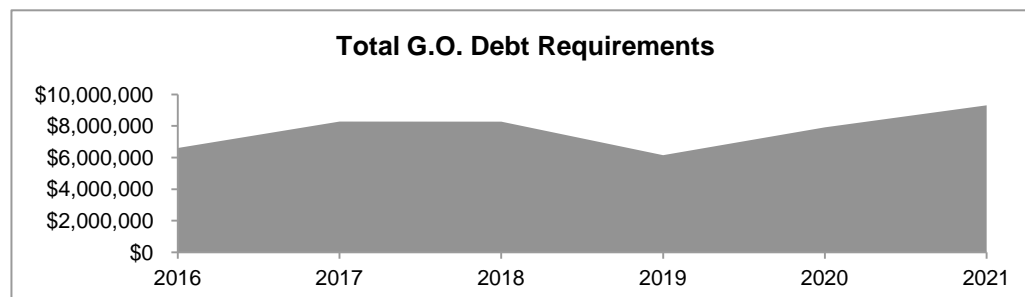
All Projects Expenditures:	Capital Budget		2016	2017	2018	2019	2020	2021
	Reauth							
Purchased Services	\$	0	\$ 0	\$ 0	\$ 0	\$ 0	\$ 0	\$ 0
Materials & Supplies		0	0	0	0	0	0	0
Inter-Agency Charges		0	0	0	0	0	0	0
Loans		0	0	0	0	0	0	0
Professional Fees		0	0	0	0	0	0	0
Land & Land Improve		3,976,000	5,276,250	12,760,000	11,987,000	9,170,000	8,658,750	14,148,000
Building & Bldg Improve		50,000	498,600	720,000	0	0	0	0
Equipment and Vehicles		0	1,366,950	111,500	0	0	0	0
Other		0	1,157,200	1,243,500	1,200,000	1,245,000	1,250,000	1,275,000
Total Project Costs		\$ 4,026,000	\$ 8,299,000	\$ 14,835,000	\$ 13,187,000	\$ 10,415,000	\$ 9,908,750	\$ 15,423,000

Funding Sources:

Federal Sources	\$	0	\$ 15,000	\$ 20,000	\$ 60,000	\$ 48,000	\$ 55,000	\$ 75,000
State Sources		0	0	0	0	0	0	0
Impact Fees		870,000	1,308,000	2,935,000	1,498,000	3,520,000	1,315,000	2,550,000
Private Contributions		200,000	30,000	3,400,000	2,950,000	490,000	420,000	3,300,000
Revenue Bonds		0	0	0	0	0	0	0
Special Assessments		0	0	0	0	0	0	0
TIF Cash		0	30,000	25,000	25,000	25,000	20,000	0
County Sources		0	0	0	0	0	0	0
Reserves Applied		0	0	0	0	0	0	0
Other		0	313,000	178,000	383,000	183,000	188,000	193,000
Total Other Sources		\$ 1,070,000	\$ 1,696,000	\$ 6,558,000	\$ 4,916,000	\$ 4,266,000	\$ 1,998,000	\$ 6,118,000
G.O. General Fund	\$	2,956,000	\$ 6,603,000	\$ 8,277,000	\$ 8,271,000	\$ 6,149,000	\$ 7,910,750	\$ 9,305,000
G.O. Non-General Fund	\$	0	\$ 0	\$ 0	\$ 0	\$ 0	\$ 0	\$ 0
Total G.O. Debt		\$ 2,956,000	\$ 6,603,000	\$ 8,277,000	\$ 8,271,000	\$ 6,149,000	\$ 7,910,750	\$ 9,305,000

Estimated Annual Debt Service

G.O. General Fund	\$	384,280	\$ 858,390	\$ 1,076,010	\$ 1,075,230	\$ 799,370	\$ 1,028,398	\$ 1,209,650
G.O. Non-General Fund	\$	0	\$ 0	\$ 0	\$ 0	\$ 0	\$ 0	\$ 0



**2016
Capital Budget**

Agency Name: Parks Division

Agency No.: 51

		Allied Drive Area Potential Park	Project No.	10543
GO	\$ 90,000	This project will construct a full-length basketball court in the Allied Drive area, which is accessible to all and has been a high priority for the neighborhood. Fencing and other improvements may be included in the project scope. Other funding is from private contributions. The recommended funding for this project is a reauthorization of 2015 appropriations.		
Other	50,000			
	<u>\$ 140,000</u>			
	<u>\$ 140,000</u>			

		Beach and Shoreline Improvements	Project No.	10605
GO	\$ 766,000	This project provides funding for the improvement of beaches, shorelines, and access to the water. Projects planned for 2016 include: improvements to the Warner Park boat launch and breakwater wall (\$550,000); improvements to canoe/kayak access locations (\$71,000); and various shoreline stabilization improvements (\$25,000). The recommended funding for this project includes \$120,000 reauthorized from 2015.		
Other	0			
	<u>\$ 766,000</u>			
	<u>\$ 766,000</u>			

		Breese Stevens Improvements	Project No.	17157
GO	\$ 0	This project provides funding for continued improvements to Breese Stevens. Projects planned for 2016 include providing additional restroom and locker room facilities to increase the capacity of the facility and other repairs needed.		
Other	0			
	<u>\$ 0</u>			
	<u>\$ 0</u>			

		Brittingham Park Improvements	Project No.	17159
GO	\$ 200,000	This project provides funding for continued improvements to Brittingham Park. The 2016 recommended funding will support the reconstruction of the parking lot next to the shelter. Projects planned for 2019 include upgrading and/or replacing the beach house at Brittingham Park. Other funding is from Park Impact Fees.		
Other	200,000			
	<u>\$ 400,000</u>			
	<u>\$ 400,000</u>			

		Central Park Improvements	Project No.	10469
GO	\$ 150,000	This project provides funding for continued improvements to Central Park in accordance with the adopted Central Park Master Plan. The recommended funding is a reauthorization of 2015 appropriations of which \$150,000 is for the Skate Park. Other funding is from private contributions.		
Other	500,000			
	<u>\$ 650,000</u>			
	<u>\$ 650,000</u>			

		Conservation Park Improvements	Project No.	17124
GO	\$ 160,000	This program provides funding for environmental enhancements to the City's diverse native ecosystems. Projects within this program seek to remove exotic botanical species and implement restoration efforts in wooded and meadow areas of City parkland. Specific projects planned for 2016 include: continued land management practices (\$95,000); oak savanna, prairie/wetland restoration, and woodland management in Cherokee Marsh and Owen Conservation Park, including access improvements (\$80,000). Other funding includes \$15,000 from federal sources.		
Other	15,000			
	<u>\$ 175,000</u>			
	<u>\$ 175,000</u>			

		Disc Golf Improvements	Project No. 17130
GO	\$ 0	This project provides funding for improvements to disc golf courses. Projects include erosion control, turf and path improvements, tee box improvements, and registration kiosks. The recommended funding is permit revenue. The recommended CIP includes funding in 2018 for the construction of a new disc golf course in the system.	
Other	35,000		
	<u>35,000</u>		
	<u>\$ 35,000</u>		

		Dog Park Improvements	Project No. 17122
GO	\$ 50,000	This project provides funding for improvements at dog park facilities. Planned projects for 2016 include improvements to existing dog parks as well as a potential new off-leash dog park in the City. Other funding is from the dog park permit revenues. The recommended GO borrowing includes \$50,000 reauthorized from 2015.	
Other	125,000		
	<u>175,000</u>		
	<u>\$ 175,000</u>		

		Elver Park Improvements	Project No. 17190
GO	\$ 0	This project provides funding for continued improvements to Elver Park. Funding for repaving the parking lots and paths is shown in 2017.	
Other	0		
	<u>0</u>		
	<u>\$ 0</u>		

		Emerald Ash Borer Mitigation	Project No. 17148
GO	\$ 1,000,000	The Emerald Ash Borer was first detected in Madison in November of 2013 near Warner Park. Additional resources are needed to manage the impact of this infestation as it has now been detected not only on the north side of the city but also on the west side as well as near downtown. Additional funding will be used for the timely removal and replacement of both street and park trees while ensuring other Forestry services are not adversely impacted.	
Other	0		
	<u>1,000,000</u>		
	<u>\$ 1,000,000</u>		

		Esther Beach Improvements	Project No. 17164
GO	\$ 250,000	This project provides funding for improvements to Esther Beach Park in accordance with the adopted Esther Beach Park master plan.	
Other	0		
	<u>250,000</u>		
	<u>\$ 250,000</u>		

		Forest Hill Cemetery Improvements	Project No. 17166
GO	\$ 0	This project provides funding for replacement of the water system at Forest Hill Cemetery in 2017 and reconstruction of the roadway system 2018.	
Other	0		
	<u>0</u>		
	<u>\$ 0</u>		

		Garver at Olbrich Botanical Complex	Project No. 17168
GO	\$ 1,815,000	This project provides the City's contribution towards the rehabilitation and adaptive reuse of the historic Garver Feed Mill located in Olbrich Park. A portion of the funding (\$700,000) is identified to meet the cold storage, archival storage, and equipment storage needs of Olbrich Botanical Complex (OBC), estimated at 14,000 square feet in the OBC Facilities Master Plan and Schematic Design Section 4.2. The recommended funding is a reauthorization of a 2015 appropriation.	
Other	0		
	<u>1,815,000</u>		
	<u>\$ 1,815,000</u>		

		Highland Manor Shelter	Project No. 10485
GO	\$ 117,000	This project provides funding for continued improvements to Highland Manor Park including the storm shelter. The recommended funding is a reauthorization from a 2015 appropriation.	
Other	0		
	<u>\$ 117,000</u>		

		Hoyt Park Improvements	Project No. 17188
GO	\$ 0	This project provides funding for continued improvements to Hoyt Park. Funding for the parking lot replacement is shown in 2017.	
Other	0		
	<u>\$ 0</u>		

		James Madison Park Improvements	Project No. 17170
GO	\$ 50,000	This project provides funding for improvements at James Madison Park located in Madison's downtown area. 2016 planned projects include: pathway improvements, additional seating, and a master plan update. Other funding for the project is generated through long-term lease proceeds from the Worden House, Ziegelman House, and Collins House and existing resources. Funding for the renovation/replacement of the shelter is included in 2017. Other funding includes \$150,000 reauthorized from 2015.	
Other	200,000		
	<u>\$ 250,000</u>		

		Land Acquisition	Project No. 17128
GO	\$ 0	This project provides funding to meet the costs of research, appraisals, title work, negotiations, and acquisition of new parkland. All acquisitions will be subject to final approval of the Common Council. Funding for this project comes from the Citywide Parkland Impact Fee Fund (\$200,000) and lease revenues (\$50,000).	
Other	250,000		
	<u>\$ 250,000</u>		

		Odana Clubhouse	Project No. 17189
GO	\$ 0	This project provides funding for the study and design of a new facility at Odana Hills. An initial evaluation by Facilities Management has determined that renovation of the existing facility will not meet current and future use patterns and goals for sustainability. The new facility will be multi-purpose: a golf course clubhouse and winter operations facility as well as reservable meeting space. The intent is to implement as many sustainable techniques and energy efficiency elements in this project as practical. Funding for design development and preparation of construction drawings is in 2020, with construction of the building scheduled after 2021.	
Other	0		
	<u>\$ 0</u>		

		Olbrich Botanical Complex	Project No. 17193
GO	\$ 0	This project provides funding for the first phase of improvements to Olbrich Botanical Complex (the City completed a master plan and schematic design for the expansion of Olbrich Botanical Gardens in 2013). The recommended CIP includes \$2,500,000 of GO borrowing in 2017 and 2018 with an equal match from private donations in both years. The first phase will include the education wing, greenhouses, and modifying the atrium to create a library and orientation space for visitors.	
Other	0		
	<u>\$ 0</u>		

		Park Equipment	Project No. 17202
GO	\$ 390,000	This project provides funding for the purchase of new and replacement Parks equipment, including general park maintenance, Mall/Concourse maintenance, Community Services, Facility Maintenance, Conservation Parks, and Planning and Development. Other funding is from the trade-in value of the equipment being replaced.	
Other	50,000		
	<u>\$ 440,000</u>		

		Park Facility Improvements	Project No. 17443
GO	\$ 607,000	This project is an annual program that maintains and improves existing park buildings and facilities. Projects planned for 2016 include: facility improvements to various parks (\$165,000), improvements to Warner Park Community Recreation Center (\$65,000), Goodman Pool improvements (\$60,000), continued improvements to Goodman Maintenance facility (\$75,000), Olbrich Botanical Complex (\$20,000), and improvements to seating and signage at various parks locations (\$35,000). Other funding is from the trade-in value of the equipment being replaced. The recommended GO funding includes \$240,000 reauthorized from a 2015 appropriation.	
Other	3,000		
	<u>610,000</u>		
	<u>\$ 610,000</u>		

		Park Land Improvements	Project No. 17421
GO	\$ 868,000	This project provides funding for improvements to Madison's Community, Neighborhood and Mini Parks. Projects planned for 2016 include: improvements to Cardinal Glenn Park (\$300,000); park landscaping and land management (\$150,000); paving projects (\$370,000); annual basketball court (\$140,000) tennis court improvements (\$53,000); sun shelters (\$300,000); lighting replacements (\$75,000); planning and preliminary development of new or existing parkland (\$105,000); and a potential pickle ball complex (\$65,000). Other funding to support these projects includes Park Development Impact Fees (\$695,000), private donations (\$20,000) and other restricted funding sources (\$5,000). Recommended funding includes \$140,000 of reauthorized GO and \$80,000 of reauthorized impact fees from 2015 appropriations.	
Other	720,000		
	<u>1,588,000</u>		
	<u>\$ 1,588,000</u>		

		Park Ridge Neighborhood	Project No. 17176
GO	\$ 0	This project provides funding for the purchase of land and development of a neighborhood park in the Park Ridge Neighborhood. The recommended funding is a reauthorization of Park Impact Fees (\$150,000) from 2015 appropriations.	
Other	150,000		
	<u>150,000</u>		
	<u>\$ 150,000</u>		

		Penn Park	Project No. 17178
GO	\$ 1,500,000	This project provides funding for the demolition and reconstruction of the park shelter at Penn Park. This project also includes funding for other park improvements.	
Other	0		
	<u>1,500,000</u>		
	<u>\$ 1,500,000</u>		

		Playground/Accessibility Improvements	Project No. 17436
GO	\$ 1,296,000	This project is an annual program that maintains and improves existing park playgrounds in addition to accessibility improvements. Madison has the highest number of playgrounds per capita in the U.S. and many of playgrounds are approaching the end of their useful life. This project will provide funding for ongoing improvements to meet current CPSC Public Playground Safety Handbook guidelines. In addition, this funding will be used to continue to improve accessibility in our parks to meet current Americans with Disabilities Act Accessibility Guidelines (ADAAG). Other funding is from Park Impact Fees. Recommended funding includes \$134,000 of reauthorized GO and \$140,000 of reauthorized impact fees from 2015 appropriations.	
Other	433,000		
	<u>1,729,000</u>		
	<u>\$ 1,729,000</u>		

		Reindahl Park Improvements	Project No. 17192
GO	\$ 0	This project provides funding for construction of a ball field complex at Reindahl Park in 2021. Funding for this project will come from impact fees and private donations.	
Other	0		
	<u>0</u>		
	<u>\$ 0</u>		

		Street Tree Replacements	Project No. 17182
GO	\$ 150,000	This project provides funding for the replacement of street trees within the City in conjunction with EAB efforts. The recommended other funding includes \$25,000 from various TIF districts for the replacement of street trees in the city's tax incremental financing districts. Funding is from the following TIF districts: TID 25 (\$4,000); TID 27 (\$1,000); TID 29 (\$1,000); TID 32 (\$9,000); TID 36 (\$4,000); TID 37 (\$2,000); TID 39 (\$2,000); TID 41 (\$1,000); TID 42 (\$1,000); TID 43 (\$2,000) TID 44 (\$3,000). Other funding of \$5,000 is from private donations.	
Other	35,000		
	<u>\$ 185,000</u>		

		Tree Guards	Project No. 17147
GO	\$ 0	This project will support the purchase of tree guards in the downtown terrace. These guards will seek to prevent tree damage resulting from bikes chained to trees and snow plowing damage. Tree Guards will be used with newly planted trees and removed once the tree matures reaches a 6" diameter. This project will be funded through a direct appropriation from the General Fund.	
Other	80,000		
	<u>\$ 80,000</u>		

		Vilas Park Improvements	Project No. 17184
GO	\$ 100,000	This project provides funding to begin a series of improvements at Vilas Park. Funding for planning and lagoon hydrant replacement is included in 2016, with lagoon dredging and pedestrian bridge replacements in 2017 and 2018, the shelter replacement in 2019, and the reconstruction of the roadway and path system is scheduled for 2021. The recommended funding includes a reauthorization of 2015 GO borrowing appropriation.	
Other	0		
	<u>\$ 100,000</u>		

		Warner Splash Park	Project No. 17196
GO	\$ 0	This project provides funding for the establishment of a splash park at Warner Park.	
Other	0		
	<u>\$ 0</u>		

		Yahara Parkway Improvements	Project No. 17195
GO	\$ 0	A master plan for the Yahara River Parkway corridor is currently underway. The recommended CIP includes funds in 2019 and 2020 for the implementation of this plan. The projects will be funded through impact fees and private donations.	
Other	0		
	<u>\$ 0</u>		

2016 Capital Budget Summary

Agency Name: Parks Division

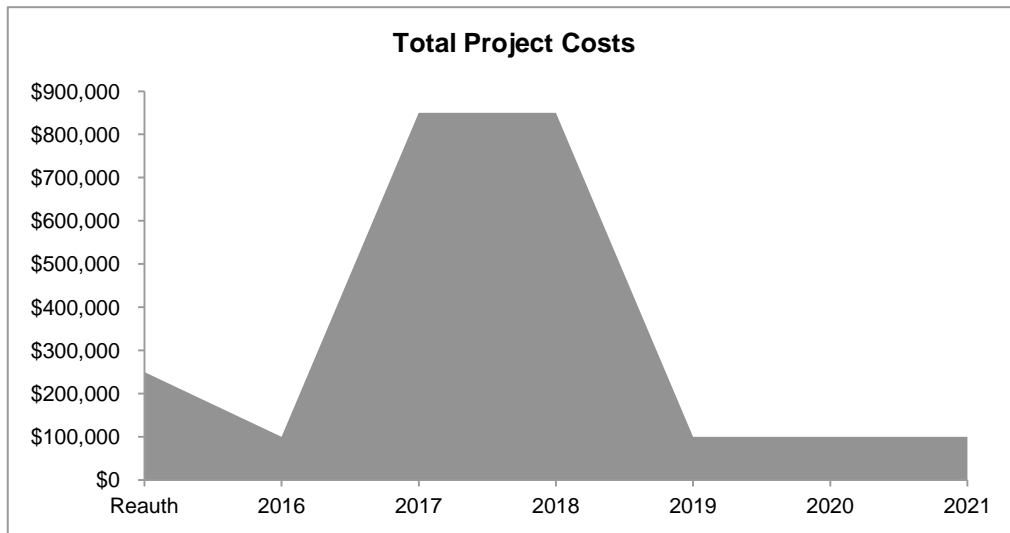
Agency Number: 51

Project Name	Agency Request	Executive	Executive		
			G.O. Debt	Other Funding	Total
1 Allied Drive Area Potential Park	\$ 140,000	\$ 140,000	\$ 90,000	\$ 50,000	\$ 140,000
2 Beach And Shoreline Improvements	120,000	766,000	766,000	0	766,000
3 Breese Stevens Improvements	750,000	0	0	0	0
4 Brittingham Park Improvements	400,000	400,000	200,000	200,000	400,000
5 Central Park Improvements	650,000	650,000	150,000	500,000	650,000
6 Conservation Park Improvements	175,000	175,000	160,000	15,000	175,000
7 Disc Golf Improvements	35,000	35,000	0	35,000	35,000
8 Dog Park Improvements	175,000	175,000	50,000	125,000	175,000
9 Elver Park Improvements	0	0	0	0	0
10 Emerald Ash Borer Mitigation	1,000,000	1,000,000	1,000,000	0	1,000,000
11 Esther Beach Improvements	250,000	250,000	250,000	0	250,000
12 Forest Hill Cemetery Improvements	115,000	0	0	0	0
13 Garver At Olbrich Botanical Complex	1,815,000	1,815,000	1,815,000	0	1,815,000
14 Highland Manor Shelter	117,000	117,000	117,000	0	117,000
15 Hoyt Park Improvements	0	0	0	0	0
16 James Madison Park Improvements	250,000	250,000	50,000	200,000	250,000
17 Land Acquisition	250,000	250,000	0	250,000	250,000
18 Odana Clubhouse	0	0	0	0	0
19 Olbrich Botanical Complex	0	0	0	0	0
20 Park Equipment	440,000	440,000	390,000	50,000	440,000
21 Park Facility Improvements	610,000	610,000	607,000	3,000	610,000
22 Park Land Improvements	1,588,000	1,588,000	868,000	720,000	1,588,000
23 Park Ridge Neighborhood	150,000	150,000	0	150,000	150,000
24 Penn Park Improvements	1,500,000	1,500,000	1,500,000	0	1,500,000
25 Playground/Accessibility Improvments	1,729,000	1,729,000	1,296,000	433,000	1,729,000
26 Reindahl Park Improvements	0	0	0	0	0
27 Street Tree Replacements	185,000	185,000	150,000	35,000	185,000
28 Tree Guards	0	80,000	0	80,000	80,000
29 Vilas Park Improvements	100,000	100,000	100,000	0	100,000
30 Warner Splash Park	0	0	0	0	0
31 Yahara River Parkway Improvements	0	0	0	0	0
Total	\$ 12,544,000	\$ 12,405,000	\$ 9,559,000	\$ 2,846,000	\$ 12,405,000

**2016
Capital Budget
Capital Improvement Program**

Agency Name: Planning Division

Project	Capital Budget						
	Reauth	2016	2017	2018	2019	2020	2021
1 Comprehensive Plan Update	\$ 250,000	\$ 0	250,000	\$ 0	\$ 0	\$ 0	\$ 0
2 Historic Preservation Plan	0	0	150,000	0	0	0	0
3 Inter-City Intermodal Bus Terminal	0	0	350,000	750,000	0	0	0
4 Municipal Art Fund 2016	0	100,000	100,000	100,000	100,000	100,000	100,000
Total	\$ 250,000	\$ 100,000	\$ 850,000	\$ 850,000	\$ 100,000	\$ 100,000	\$ 100,000



**2016
Capital Budget
Expenditure Categories and Funding Sources**

Agency Name: Planning Division

Agency No.: 65

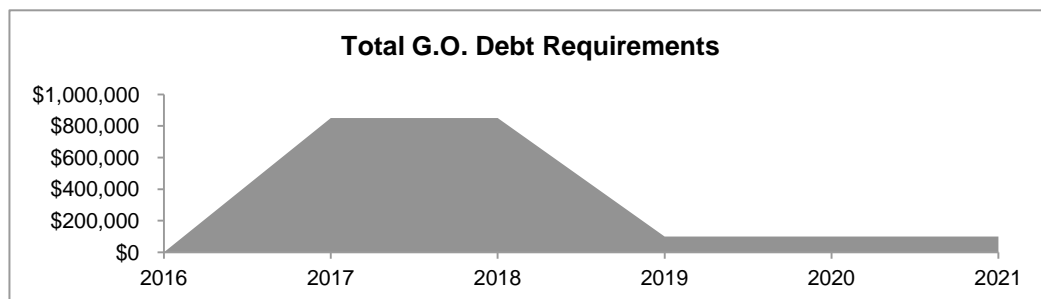
All Projects Expenditures:	Capital Budget		2016	2017	2018	2019	2020	2021		
	Reauth									
Purchased Services	\$	0	\$	0	\$	0	\$	0	\$	0
Materials & Supplies		0		0		0		0		0
Inter-Agency Charges		0		0		0		0		0
Loans		0		0		0		0		0
Professional Fees		250,000		100,000		850,000		850,000		100,000
Land & Land Improve		0		0		0		0		0
Building & Bldg Improve		0		0		0		0		0
Equipment and Vehicles		0		0		0		0		0
Other		0		0		0		0		0
Total Project Costs	\$	250,000	\$	100,000	\$	850,000	\$	850,000	\$	100,000

Funding Sources:

Federal Sources	\$	0	\$	0	\$	0	\$	0	\$	0
State Sources		0		0		0		0		0
Impact Fees		0		0		0		0		0
Private Contributions		0		0		0		0		0
Revenue Bonds		0		0		0		0		0
Special Assessments		0		0		0		0		0
TIF Cash		0		0		0		0		0
County Sources		0		0		0		0		0
Reserves Applied		0		0		0		0		0
Other		250,000		100,000		0		0		0
Total Other Sources	\$	250,000	\$	100,000	\$	0	\$	0	\$	0
G.O. General Fund	\$	0	\$	0	\$	850,000	\$	850,000	\$	100,000
G.O. Non-General Fund	\$	0	\$	0	\$	0	\$	0	\$	0
Total G.O. Debt	\$	0	\$	0	\$	850,000	\$	850,000	\$	100,000

Estimated Annual Debt Service

G.O. General Fund	\$	0	\$	0	\$	110,500	\$	110,500	\$	13,000	\$	13,000	\$	13,000
G.O. Non-General Fund	\$	0	\$	0	\$	0	\$	0	\$	0	\$	0	\$	0



**2016
Capital Budget**

Agency Name: Planning Division

Agency No.: 65

Comprehensive Plan Update

Project No. 10780

GO	\$	0	The City is due to update the comprehensive plan in 2016. This effort will require consulting assistance for planning, analysis, and public outreach strategies, as well as printing and other administrative costs for a project of this size and complexity. The recommended funding is a reauthorization of 2015 appropriation that will be funded by a direct appropriation from the General Fund.
Other		250,000	
		<u>250,000</u>	
	\$	<u>250,000</u>	

Historic Preservation Plan

Project No. 00000

GO	\$	0	During the development of the Downtown Plan, several commissions stressed the need to finish the City's Historic Preservation Plan, to ensure it remains an effective tool to preserve the City's heritage resources. Any scope and Request for Proposals for expenditure of these funds will be recommended by the Landmarks Commission before being submitted to the Common Council for approval.
Other		0	
		<u>0</u>	
	\$	<u>0</u>	

Inter-City Intermodal Bus Terminal

Project No. 1707

GO	\$	0	This project will study the feasibility of developing an intercity, intermodal bus terminal in conjunction with the reconstruction of the Lake Street parking ramp, and make the project shovel ready in advance of future funding opportunities at the federal level.
Other		0	
		<u>0</u>	
	\$	<u>0</u>	

Municipal Art Fund

Project No. 10056

GO	\$	0	The Municipal Art Fund is a continuing program, integrating art into public projects and the public realm. Expenditures and projects related to the commissioning and purchase of artwork are defined in the Public Art Framework and Field Guide for Madison, Wisconsin (adopted 2002). In 2016 the project will be funded through a direct appropriation from the General Fund.
Other		100,000	
		<u>100,000</u>	
	\$	<u>100,000</u>	

**2016
Capital Budget
Summary**

Agency Name: Planning Division

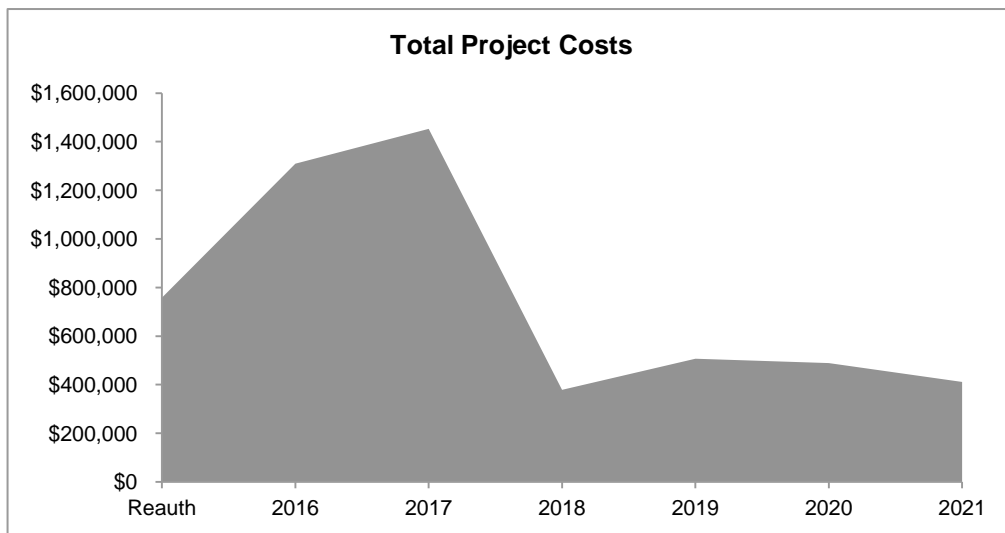
Agency Number: 65

Project Name	Agency Request	Executive	Executive		
			G.O. Debt	Other Funding	Total
1 Comprehensive Plan Update	\$ 250,000	\$ 250,000	\$ 0	\$ 250,000	\$ 250,000
2 Historic Preservation Plan	0	0	0	0	0
3 Inter-City Intermodal Bus Terminal	0	0	0	0	0
4 Municipal Art Fund 2016	125,000	100,000	0	100,000	100,000
Total	<u>\$ 375,000</u>	<u>\$ 350,000</u>	<u>\$ 0</u>	<u>\$ 350,000</u>	<u>\$ 350,000</u>

**2016
Capital Budget
Capital Improvement Program**

Agency Name: Police Department

Project	Capital Budget		2016	2017	2018	2019	2020	2021
	Reauth							
1 Body Cameras	\$	0	\$ 75,000	\$ 0	\$ 0	\$ 0	\$ 0	\$ 0
2 Communication/Radio Improvements		0	850,000	991,500	0	0	0	0
3 Digital Forensic Lab Replacement		0	0	60,000	0	0	0	0
4 Forensic Server Replacement		0	0	0	75,000	0	0	0
5 In Car Video Storage		0	0	0	30,000	0	0	0
6 Investigative Software Upgrades		0	55,600	45,600	0	50,000	0	0
7 Light Bar Replacement Project		0	0	45,000	45,000	45,000	0	0
8 Midtown District Station	728,305		0	0	0	0	0	0
9 Police Building Improvements	30,000		328,800	310,600	228,800	411,800	388,900	411,300
10 Update Evidentiary Technology		0	0	0	0	0	100,000	0
Total	\$	758,305	\$ 1,309,400	\$ 1,452,700	\$ 378,800	\$ 506,800	\$ 488,900	\$ 411,300



**2016
Capital Budget
Expenditure Categories and Funding Sources**

Agency Name: Police Department

Agency No.: 31

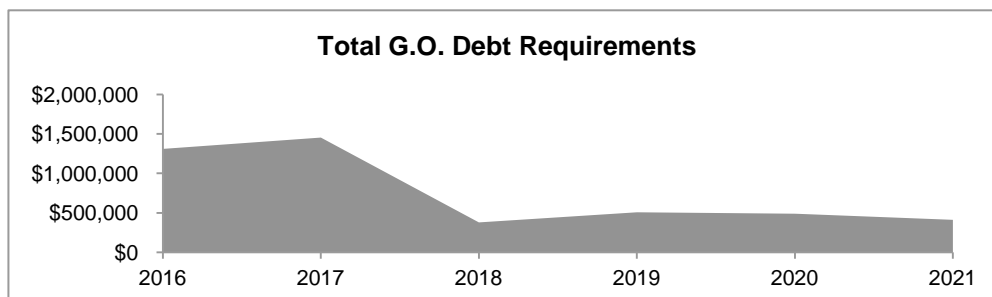
All Projects Expenditures:	Capital Budget	Future Year Estimates					
	Reauth	2016	2017	2018	2019	2020	2021
Purchased Services	\$ 0	\$ 0	\$ 0	\$ 0	\$ 0	\$ 0	\$ 0
Materials & Supplies	0	55,600	45,600		50,000	100,000	0
Inter-Agency Charges	0	0	0	0	0	0	0
Loans	0	0	0	0	0	0	0
Professional Fees	0	0	0	0	0	0	0
Land & Land Improve	0	0	0	0	0	0	0
Building & Bldg Improve	758,305	328,800	310,600	228,800	411,800	388,900	411,300
Equipment and Vehicles	0	925,000	1,096,500	120,000	45,000	0	0
Other	0	0	0	30,000	0	0	0
Total Project Costs	\$ 758,305	\$ 1,309,400	\$ 1,452,700	\$ 378,800	\$ 506,800	\$ 488,900	\$ 411,300

Funding Sources:

Federal Sources	\$ 0	\$ 0	\$ 0	\$ 0	\$ 0	\$ 0	\$ 0
State Sources	0	0	0	0	0	0	0
Impact Fees	0	0	0	0	0	0	0
Private Contributions	0	0	0	0	0	0	0
Revenue Bonds	0	0	0	0	0	0	0
Special Assessments	0	0	0	0	0	0	0
TIF Cash	0	0	0	0	0	0	0
County Sources	0	0	0	0	0	0	0
Reserves Applied	0	0	0	0	0	0	0
Other	0	0	0	0	0	0	0
Total Other Sources	\$ 0	\$ 0	\$ 0	\$ 0	\$ 0	\$ 0	\$ 0
G.O. General Fund	\$ 758,305	\$ 1,309,400	\$ 1,452,700	\$ 378,800	\$ 506,800	\$ 488,900	\$ 411,300
G.O. Non-General Fund	\$ 0	\$ 0	\$ 0	\$ 0	\$ 0	\$ 0	\$ 0
Total G.O. Debt	\$ 758,305	\$ 1,309,400	\$ 1,452,700	\$ 378,800	\$ 506,800	\$ 488,900	\$ 411,300

Estimated Annual Debt Service

G.O. General Fund	\$ 98,580	\$ 170,222	\$ 188,851	\$ 49,244	\$ 65,884	\$ 63,557	\$ 53,469
G.O. Non-General Fund	\$ 0	\$ 0	\$ 0	\$ 0	\$ 0	\$ 0	\$ 0



**2016
Capital Budget**

Agency Name: Police Department

Agency No.: 31

Body Cameras

Project No. 10777

GO	\$	75,000	A committee is currently evaluating whether or not the Police Department should utilize body worn cameras. Funding in 2016 will implement a "pilot" program in one Police district, if the committee evaluating body worn cameras for police makes a recommendation to do so.
Other		0	
		\$ 75,000	

Communication/Radio Improvements

Project No. 10405

GO	\$	850,000	Traffic Engineering has identified a need to replace the City's aging radio system and is the lead City agency in the implementation of a radio improvement project. As part of this project, the Police Department will need to replace its handheld portable and mobile squad radios which have reached the end of the manufacturer's recommended useful life.
Other		0	
		\$ 850,000	

Digital Forensic Lab Replacement

Project No. 17041

GO	\$	0	The Department currently utilizes a high efficiency digital imaging minilab to process photographs for criminal investigations and court proceedings. This system has replaced the complex chemical photo processing systems of the past. With changes in technology, it is anticipated that the current technology will be obsolete in 2017.
Other		0	
		\$ 0	

Forensic Server Replacement

Project No. 10958

GO	\$	0	Several years ago, the Department utilized grant funding to purchase a server for storage of digital evidence, particularly as it relates to computer crimes. Based on the estimates provided by Information Technology personnel as to the life of the current equipment, as well as the volume of information that needs to be maintained on this special server, it is recommended that the current equipment is replaced in 2018.
Other		0	
		\$ 0	

In Car Video Storage

Project No. 17042

GO	\$	0	In 2014, the Police Department implemented a comprehensive capital project to upgrade the entire in-car video system. Although additional storage space for evidentiary video was obtained, state statute requirements for storage of video, combined with increased storage space needed for high definition video and the increase in numbers of personnel utilizing the cameras, will result in the need to purchase additional storage space for video retention.
Other		0	
		\$ 0	

		Investigative Software Upgrades	Project No. 10409
GO	\$ 55,600	Increasingly, the Police Department is dependent upon technology in order to maintain basic functions and to provide the in-depth analysis of underlying conditions that enables effective problem-solving. Software that is utilized in analysis is continuously being improved upon. In order to maintain our effectiveness in analyzing, investigating, and solving crime, the Department needs to regularly update the software being licensed and utilized, and computer hardware that utilizes the software. Although the City Information Technology Department receives capital funding for software upgrades, those funds are not utilized for agency-specific software. This project provides for upgrades, changes, and improvements to current police technology related to forensics and criminal intelligence software.	
Other	0		
	<u>\$ 55,600</u>		

		Light Bar Replacement Project	Project No. 17045
GO	\$ 0	In 2002, the Department began a three year project to replace old rotator light bars with new LED light bars. The new light bars proved to be significantly more effective in maintaining visibility. However, they are now beginning to fail. In 2017, the current light bars will be 13 to 15 years old. Replacement costs are \$1,500 per vehicle. With 90 vehicles currently in the fleet, the overall cost of the project is \$135,000.	
Other	0		
	<u>\$ 0</u>		

		Midtown District Station	Project No. 10390
GO	\$ 728,305	This project supports the construction of a Midtown District police station. The City has acquired property at 4016/18 Mineral Point Rd to serve as the location of the new district. The recommended funding is a reauthorization of 2015 funds to carry out demolition at the Mineral Point location. The recommended CIP does not include funds for construction of the facility.	
Other	0		
	<u>\$ 728,305</u>		

		Police Building Improvements	Project No. 10945
GO	\$ 358,800	Each year, Facilities Maintenance provides an outline of projects necessary to maintain the Police district facilities, space in the CCB, and the training center. This work is necessary to ensure facilities are maintained at an optimal level. The proposal for 2016 includes air conditioning, boiler, carpet and roof replacement at various district facilities and furniture purchases and paint. The recommended GO borrowing includes reauthorizing \$30,000 in GO borrowing from 2015 appropriations.	
Other	0		
	<u>\$ 358,800</u>		

		Update Evidentiary Technology	Project No. 17043
GO	\$ 0	In the past decade, technology has become critical in efforts to investigate and solve crime. As a result, the Department has invested significant funding into purchasing and maintaining various hardware and software, particularly in the forensics unit. As with all technology, these systems become outdated and newer more efficient technology is needed. This funding will upgrade systems that may be used for investigating computer crime, editing video evidence, investigating cell phone evidence, and miscellaneous other equipment essential in completing in-depth investigations.	
Other	0		
	<u>\$ 0</u>		

**2016
Capital Budget
Summary**

Agency Name: Police Department

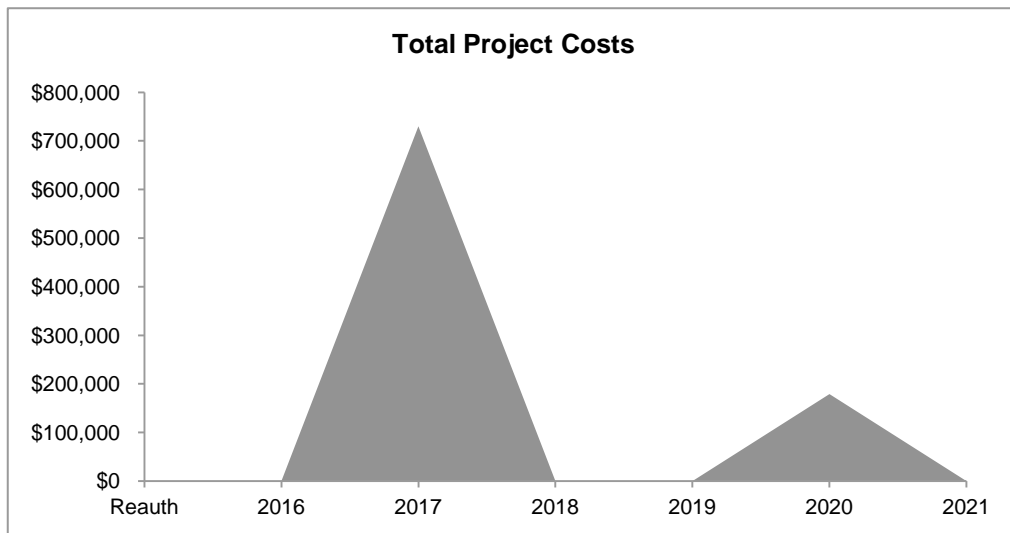
Agency Number: 31

Project Name	Agency Request	Executive	Executive		Total
			G.O. Debt	Other Funding	
1 Body Cameras	\$ 75,000	\$ 75,000	\$ 75,000	\$ 0	\$ 75,000
2 Communication/Radio Improvements	850,000	850,000	850,000	0	850,000
3 Digital Forensic Lab Replacement	0	0	0	0	0
4 Forensic Server Replacement	0	0	0	0	0
5 In Car Video Storage	0	0	0	0	0
6 Investigative Software Upgrades	55,600	55,600	55,600	0	55,600
7 Light Bar Replacement Project	0	0	0	0	0
8 Midtown District Station	7,623,305	728,305	728,305	0	728,305
9 Police Building Improvements	358,800	358,800	358,800	0	358,800
10 Update Evidentiary Technology	0	0	0	0	0
Total	\$ 8,962,705	\$ 2,067,705	\$ 2,067,705	\$ 0	\$ 2,067,705

**2016
Capital Budget
Capital Improvement Program**

Agency Name: Public Health Madison Dane County

Project	Capital Budget						
	Reauth	2016	2017	2018	2019	2020	2021
1 Remodel of Office Space	\$ 0	\$ 0	\$ 690,000	\$ 0	\$ 0	\$ 0	\$ 0
2 Replacement of Laboratory Equipment	0	0	40,000	0	0	179,000	0
Total	\$ 0	\$ 0	\$ 730,000	\$ 0	\$ 0	\$ 179,000	\$ 0



**2016
Capital Budget
Expenditure Categories and Funding Sources**

Agency Name: Public Health Madison Dane County

Agency No.: 32

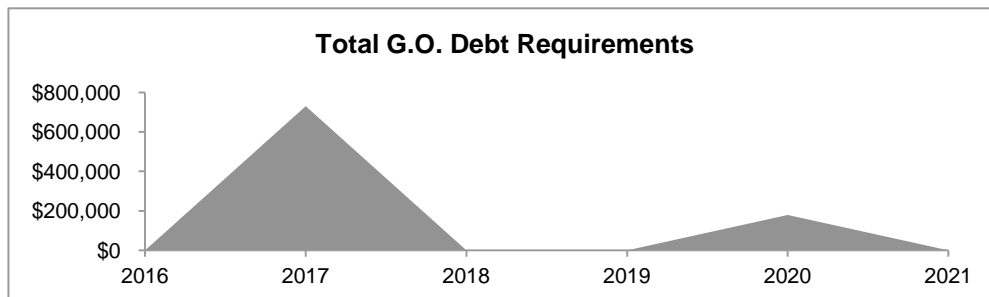
All Projects Expenditures:	Capital Budget		2016	2017	2018	2019	2020	2021
	Reauth							
Purchased Services	\$	0	\$ 0	\$ 0	\$ 0	\$ 0	\$ 0	\$ 0
Materials & Supplies		0	0	0	0	0	0	0
Inter-Agency Charges		0	0	0	0	0	0	0
Loans		0	0	0	0	0	0	0
Professional Fees		0	0	0	0	0	0	0
Land & Land Improve		0	0	0	0	0	0	0
Building & Bldg Improve		0	0	690,000	0	0	0	0
Equipment and Vehicles		0	0	40,000	0	0	179,000	0
Other		0	0	0	0	0	0	0
Total Project Costs	\$	0	\$ 0	\$ 730,000	\$ 0	\$ 0	\$ 179,000	\$ 0

Funding Sources:

Federal Sources	\$	0	\$ 0	\$ 0	\$ 0	\$ 0	\$ 0	\$ 0
State Sources		0	0	0	0	0	0	0
Impact Fees		0	0	0	0	0	0	0
Private Contributions		0	0	0	0	0	0	0
Revenue Bonds		0	0	0	0	0	0	0
Special Assessments		0	0	0	0	0	0	0
TIF Cash		0	0	0	0	0	0	0
County Sources		0	0	0	0	0	0	0
Reserves Applied		0	0	0	0	0	0	0
Other		0	0	0	0	0	0	0
Total Other Sources	\$	0	\$ 0	\$ 0	\$ 0	\$ 0	\$ 0	\$ 0
G.O. General Fund	\$	0	\$ 0	\$ 730,000	\$ 0	\$ 0	\$ 179,000	\$ 0
G.O. Non-General Fund	\$	0	\$ 0	\$ 0	\$ 0	\$ 0	\$ 0	\$ 0
Total G.O. Debt	\$	0	\$ 0	\$ 730,000	\$ 0	\$ 0	\$ 179,000	\$ 0

Estimated Annual Debt Service

G.O. General Fund	\$	0	\$ 0	\$ 94,900	\$ 0	\$ 0	\$ 23,270	\$ 0
G.O. Non-General Fund	\$	0	\$ 0	\$ 0	\$ 0	\$ 0	\$ 0	\$ 0



**2016
Capital Budget**

Agency Name: Public Health Madison Dane County

Agency No.: 32

Remodel of Office Space

Project No. 17047

GO	\$	0	This project is for routine remodeling of Public Health offices and clinics. Improvements in 2017 will include repairing the Atrium Clinic office space. This clinic houses immunizations and WIC services. Expenses will include repairs as needed to maintain public safety and a clean and professional presentation (e.g., carpet replacement and painting). 2017 improvements will also include remodelling of the CCB 5th floor office space. This office space has not been renovated and is significantly worn with outdated electrical wiring and HVAC. The space requires a full remodel to appropriately support the number of staff and effective department workflow.
Other		0	
	\$	0	

Replacement of Laboratory Equipment

Project No. 17048

GO	\$	0	This project is for routine replacement of lab equipment. Replacements in 2017 will include equipment for the PHMDC lab. The PHMDC lab uses the ion chromatograph daily for the analyses of anions in various water samples. It will replace the current instrument that was acquired in 2005 and is already past its expected lifetime of seven years. It is used for landfill, Madison Water Utility, transient non-community (TNC) and private wells, non-storm water discharge and for monthly lake and storm water outfall testing. A complete failure of this equipment would force the lab to discontinue these testing programs. Replacements for 2020 will include inductively coupled plasma mass spectrometry (ICP-MS) equipment that allows PHMDC Lab to measure trace metals for Water Utility, Engineering and private customers.
Other		0	
	\$	0	

**2016
Capital Budget
Summary**

Agency Name: Public Health Madison Dane County

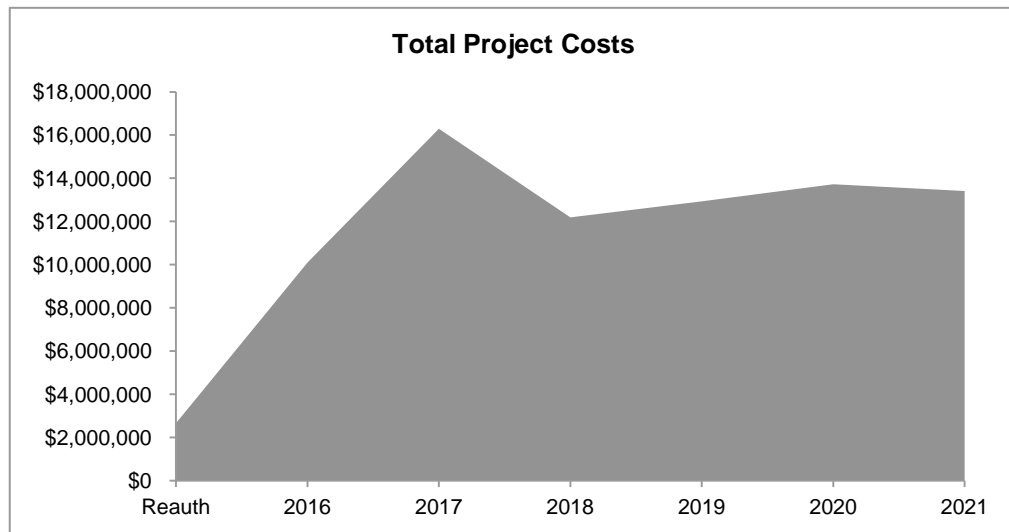
Agency Number: 32

Project Name	Agency Request	Executive	Executive		
			G.O. Debt	Other Funding	Total
1 Remodel of Office Space	\$ 0	\$ 0	\$ 0	\$ 0	\$ 0
2 Replacement of Lab Equipment	0	0	0	0	0
Total	<u>\$ 0</u>	<u>\$ 0</u>	<u>\$ 0</u>	<u>\$ 0</u>	<u>\$ 0</u>

**2016
Capital Budget
Capital Improvement Program**

Agency Name: Sewer Utility

Project	Capital Budget		2016	2017	2018	2019	2020	2021
	Reauth							
1 Asset Management System	\$	0	\$ 200,000	\$ 0	\$ 0	\$ 0	\$ 0	\$ 0
2 Capitol Square Pavement Replacement		0	467,000	0	0	0	0	0
3 City View Drive		0	250,000	0	0	0	0	0
4 Collection System Additions		0	150,000	150,000	111,000	117,000	122,000	122,000
5 Darbo Webb Connection		0	0	0	0	146,000	0	0
6 East Washington Sewer Rehabilitation	1,250,000		0	0	0	0	0	0
7 Equipment and Vehicles		0	767,000	805,000	845,000	887,000	931,350	931,350
8 Felland Area Sewer Impact Fee District		0	0	1,000,000	0	0	0	0
9 Infiltration and Inflow Improvements		0	175,000	175,000	175,000	175,000	175,000	175,000
10 Lift Station Rehabilitations		0	56,000	59,000	62,000	66,000	70,000	70,000
11 Lower Badger Mill Creek	500,000		450,000	0	0	0	0	0
12 Pavement Management		0	2,119,000	0	0	0	0	0
13 Pumpkin Hollow Impact Fee District		0	0	525,000	0	0	0	0
14 Reconstruction Streets		0	1,182,000	0	0	0	0	0
15 Royster Clark Development: Phase 2		0	735,000	0	0	0	0	0
16 Rural to Urban Streets		0	714,000	0	0	0	0	0
17 Service Building Improvements		0	69,500	73,000	76,600	80,400	84,420	84,420
18 Sewer Access Improvements		0	105,000	111,000	117,000	123,000	130,000	130,000
19 Sewer Reconstruction		0	1,118,600	11,933,450	9,273,000	9,730,400	10,210,000	10,210,000
20 Trenchless Sewer Rehabilitation	915,000		1,390,000	1,460,000	1,530,000	1,606,500	1,686,825	1,686,825
21 Verona Road: Phase 2		0	150,000	0	0	0	0	0
22 Washington Ave., West (Reg.-Bedford)		0	0	0	0	0	313,000	0
Total		\$ 2,665,000	\$ 10,098,100	\$ 16,291,450	\$ 12,189,600	\$ 12,931,300	\$ 13,722,595	\$ 13,409,595



**2016
Capital Budget
Expenditure Categories and Funding Sources**

Agency Name: Sewer Utility

Agency No.: 83

All Projects Expenditures:	Capital Budget	2016	2017	2018	2019	2020	2021
	Reauth						
Purchased Services	\$ 0	\$ 0	\$ 0	\$ 0	\$ 0	\$ 0	\$ 0
Materials & Supplies	0	0	0	0	0	0	0
Inter-Agency Charges	0	0	0	0	0	0	0
Loans	0	0	0	0	0	0	0
Professional Fees	0	0	0	0	0	0	0
Land & Land Improve	0	105,000	111,000	117,000	123,000	130,000	130,000
Building & Bldg Improve	0	69,500	73,000	76,600	80,400	84,420	84,420
Equipment and Vehicles	0	967,000	805,000	845,000	887,000	931,350	931,350
Other	2,665,000	8,956,600	15,302,450	11,151,000	11,840,900	12,576,825	12,263,825
Total Project Costs	\$ 2,665,000	\$ 10,098,100	\$ 16,291,450	\$ 12,189,600	\$ 12,931,300	\$ 13,722,595	\$ 13,409,595

Funding Sources:

Federal Sources	\$ 0	\$ 0	\$ 0	\$ 0	\$ 0	\$ 0	\$ 0
State Sources	0	0	0	0	0	0	0
Impact Fees	0	0	0	0	0	0	0
Private Contributions	0	0	0	0	0	0	0
Revenue Bonds	0	7,057,540	12,054,105	9,722,700	10,332,910	10,987,342	10,707,142
Special Assessments	500,000	970,500	150,000	111,000	118,700	123,500	122,000
TIF Cash	0	0	1,525,000	0	0	0	0
County Sources	0	0	0	0	0	0	0
Reserves Applied	2,165,000	2,070,060	2,562,345	2,355,900	2,479,690	2,611,753	2,580,453
Other	0	0	0	0	0	0	0
Total Other Sources	\$ 2,665,000	\$ 10,098,100	\$ 16,291,450	\$ 12,189,600	\$ 12,931,300	\$ 13,722,595	\$ 13,409,595

G.O. General Fund	\$ 0	\$ 0	\$ 0	\$ 0	\$ 0	\$ 0	\$ 0
G.O. Non-General Fund	\$ 0	\$ 0	\$ 0	\$ 0	\$ 0	\$ 0	\$ 0
Total G.O. Debt	\$ 0	\$ 0	\$ 0	\$ 0	\$ 0	\$ 0	\$ 0

Estimated Annual Debt Service

G.O. General Fund	\$ 0	\$ 0	\$ 0	\$ 0	\$ 0	\$ 0	\$ 0
G.O. Non-General Fund	\$ 0	\$ 0	\$ 0	\$ 0	\$ 0	\$ 0	\$ 0

**2016
Capital Budget**

Agency Name: Sewer Utility

Agency No.: 83

Asset Management System

Project No. 17097

GO	\$	0	This request will provide funding to develop a city-wide comprehensive asset management program which includes valuation of assets, maintenance, and replacement from a city-wide approach. This will include a software system where specific program area functions will be configured to meet the needs of Public Works including Sewer, Engineering, Traffic Engineering, Water Utility, and possibly other agencies. Other funding is from Sewer Utility reserves.
Other		200,000	
		\$ 200,000	

Capitol Square Pavement Replacement

Project No. 10903

GO	\$	0	This project will reconstruct the concrete pavement on the Capitol Square for all streets adjacent to the State Capitol. Other funding includes \$46,700 from Sewer Utility reserves, \$418,300 from revenue bonds, and \$2,000 from transfers from special assessments.
Other		467,000	
		\$ 467,000	

City View Drive

Project No. 10429

GO	\$	0	This project is for the sewer-related work of the street construction project. This project will install a new road in accordance with the neighborhood plan. The project limits are Crossroads Drive to Lien Road. The recommended funding level includes a transfer from Special Assessments. The construction year is 2016. Other funding is from transfers from special assessments.
Other		250,000	
		\$ 250,000	

Collection System Additions

Project No. 10273

GO	\$	0	This project funds the construction of assessable sewer facilities for new development, including easement acquisition where applicable. The project locations and schedules are typically development driven and may come up with short notice. Other funding is from transfers from special assessments.
Other		150,000	
		\$ 150,000	

Darbo Webb Connection

Project No. 10234

GO	\$	0	This project will construct a new street in accordance with the adopted Schenk Atwood Starkweather Worthington Park Neighborhood Plan from Darbo Drive to Webb Avenue.
Other		0	
		\$ 0	

East Washington Sewer Rehabilitation

Project No. 10290

GO	\$	0	This project will rehabilitate a major sewer interceptor located within East Washington Avenue, from Blount Street to the Yahara River. The existing sewer is 24" and 30" diameter, concrete sewer, installed in 1949. While structurally sound, the inside sewer lining has experienced chemical deterioration of the concrete, leaving portions of the structural steel exposed and subject to more rapid degradation. This project shall rehabilitate the existing line, primarily using trenchless technology methods that will not be disruptive to the right of way surface. The work may be completed together with work planned by the Madison Metropolitan Sewerage District. The recommended funding is a reauthorization of Sewer Utility reserves from 2015 appropriations.
Other		1,250,000	
		\$ 1,250,000	

Equipment And Vehicles Project No. 10576

GO	\$	0	This project funds the replacement of existing vehicles and equipment that have exceeded their useful life and for the addition of new vehicles and equipment used to monitor, maintain, repair and improve the City's closed landfill facilities, sanitary sewers and storm sewers. This project is split between Sewer Utility, Stormwater Utility and Engineering-Other (General Fund and Landfill). Other funding is from Sewer Utility reserves.
Other		767,000	
		<u>767,000</u>	
	\$	<u>767,000</u>	

Felland Area Sewer Impact Fee District Project No. 11152

GO	\$	0	This project extends sanitary sewer service from the intersection of Burke Road and Felland Road, north to Nelson Road, in order to serve the Nelson Neighborhood. This project will also relieve the Nelson Road lift station which is nearing capacity. In 2008, an impact fee district was established to recover the costs of this project. The easement acquisitions have been completed and construction is scheduled for 2017; however, the anticipated construction year may be revised if development dictates.
Other		0	
		<u>0</u>	
	\$	<u>0</u>	

Infiltration and Inflow Improvements Project No. 10276

GO	\$	0	This project continues the work on sewer inflow and infiltration problems in specific areas. In 2012, a staff study outlined major improvements required for an area in the near east that experiences occasional sewer flooding problems. The problems are in the area of Johns Street and Cottage Grove Road and also Lake Edge Boulevard and Hegg Avenue. Improvements based on the study began in 2013 and are planned to continue through 2021 (improvements budgeted separately). Funding in 2016 includes further study of this area as well as study in the Truax area that has been noted during large rain events. Other areas of emphasis are the Waunona Way area and the failure of chimney seals in Sewer Access Structures (manholes). Other funding is from Sewer Utility reserves.
Other		175,000	
		<u>175,000</u>	
	\$	<u>175,000</u>	

Lift Station Rehabilitations Project No. 10268

GO	\$	0	This project funds capitalized repairs and rehabilitation of the Sewer Utility's 29 wastewater lift stations and force mains. This item also funds any unanticipated major repairs and equipment replacement. Other funding is from Sewer Utility reserves.
Other		56,000	
		<u>56,000</u>	
	\$	<u>56,000</u>	

Lower Badger Mill Creek Project No. 10922

GO	\$	0	This project will continue the extension of sanitary sewer to serve the Lower Badger Mill Creek Watershed. Previously completed work includes a new lift station at Mid Town Road and the extension of sanitary sewer from Mid Town Road to Valley View Road. The remaining work in this project includes the West Branch Sewer Extension from Valley View Road to Mineral Point Road, scheduled for 2014, and the East Branch sewer extension from Valley View Road to the South Point life station. Ultimately, the project will provide additional capacity for new development. Property acquisitions for the West Branch were completed in 2012. The recommended funding includes the reauthorization of \$500,000 in Impact Fees from 2015 appropriations.
Other		950,000	
		<u>950,000</u>	
	\$	<u>950,000</u>	

Pavement Management Project No. 10540

GO	\$	0	This project is for the sewer-related work in the overall Major Streets Pavement Management program. Other funding includes \$211,900 of Sewer Utility reserves, \$1,860,800 of revenue bonds, and \$46,300 from transfers from special assessments.
Other		2,119,000	
		<u>2,119,000</u>	
	\$	<u>2,119,000</u>	

		Pumpkin Hollow Impact Fee District	Project No. 11153
GO	\$ 0	This project will extend sanitary sewer service from the west side of the interstate highway south of Hoepker Road to the east side of the interstate and then northerly to Hoepker Road. This will allow for development of the Pumpkin Hollow Neighborhood. Easements have been obtained but the impact fee district is not yet established. The project will proceed once there exists a resurgence in development interest. Construction is tentatively planned for 2017, however the anticipated construction year may be revised if development dictates.	
Other	0		
	<u>\$ 0</u>		
	<u>\$ 0</u>		

		Reconstruction Streets	Project No. 10226
GO	\$ 0	This project is for the sewer-related work in the overall Major Streets Reconstruction Streets program. Other funding includes \$118,200 from Sewer Utility Reserves, \$1,025,200 from revenue bonds, and \$38,600 from transfers from special assessments.	
Other	1,182,000		
	<u>\$ 1,182,000</u>		
	<u>\$ 1,182,000</u>		

		Royster Clark Development: Phase 2	10250
GO	\$ 0	This project is for the sewer-related work in the Royster Clark Development. This project includes building the street and sidewalk infrastructure required for the Royster Clark Development. Other funding includes \$73,500 from Sewer Utility reserves, \$646,300 from revenue bonds, and \$15,200 from transfers from special assessments.	
Other	735,000		
	<u>\$ 735,000</u>		
	<u>\$ 735,000</u>		

		Rural To Urban Streets	Project No. 10204
GO	\$ 0	This project is for the sewer-related work in the Major Streets Rural to Urban Streets program. Other funding includes \$71,400 from Sewer Utility reserves, \$625,100 from revenue bonds, and \$17,500 from transfers from special assessments.	
Other	714,000		
	<u>\$ 714,000</u>		
	<u>\$ 714,000</u>		

		Service Building Improvements	Project No. 10192
GO	\$ 0	This project is for replacement of existing mechanical equipment that has outlived its useful life and additions/upgrades to the Engineering Services Building. This project is split between Sewer Utility, Stormwater Utility and Engineering-Other (Landfill). Other funding is from Sewer Utility reserves.	
Other	69,500		
	<u>\$ 69,500</u>		
	<u>\$ 69,500</u>		

		Sewer Access Improvements	Project No. 10437
GO	\$ 0	This project will establish permanent sewer maintenance access roads, trails, or paths in areas where access was not well established with initial installation or where access has gradually declined due to numerous factors. This project covers surveys, extensive neighborhood coordination, tree removals as needed, constructing gravel road base, and restoration including some tree replacements. Known problem locations include: Dovetail Subdivision; Lien Road to Sycamore Avenue easement; Swanson siphon west of Grimm Street; Hayes Road and Portage Road easement to the Interstate; easement along the north line of Edna Taylor Park; and the Tree Lane stream crossing. Problem areas will be assessed and prioritized on an ongoing basis, along with other problem areas that are encountered. Other funding is from Sewer Utility reserves.	
Other	105,000		
	<u>\$ 105,000</u>		
	<u>\$ 105,000</u>		

		Sewer Reconstruction	Project No. 10267
GO	\$	0	This project involves the replacement of older, problematic sewers in coordination with the City's Street Reconstruction and Pavement Management Program or as stand alone projects. Typically, this provides for the replacement of clay sewers that are difficult to maintain, nearing the end of their service life, have a significant repair costs, or are undersized. The Sewer Utility encourages residents to replace the portion of their sewer lateral that lies within the public right-of-way by offering to fund 75% of the cost. Six-inch mains under streets that are being reconstructed will be replaced because they do not meet current codes. Sewers beneath streets being resurfaced are evaluated for replacement on a case-by-case basis. 2016 will include the Emil to Damon Sewer rehab project. Other funding includes \$21,860 in Sewer Utility reserves, \$1,095,840 in revenue bonds, and \$900 in transfers from special assessments.
Other		1,118,600	
		<u>\$ 1,118,600</u>	

		Trenchless Sewer Rehabilitation	Project No. 10450
GO	\$	0	This project rehabilitates failing sewers that meet certain criteria but do not necessitate the need for a complete replacement by means of open cutting. New technology allows the lining of existing sewer mains using cameras and remote controlled tools. Some are also rehabilitated (or lined) to address inflow and infiltration problems, where clear water flow enters the sewer system, reducing pipe capacity and increasing treatment costs. The amount budgeted will repair approximately seven miles of sewer main at a number of strategically selected locations, based on citywide need. This item may also include replacement of inaccessible sewers by a 'direct bore' method, which is a relatively new technology for replacement of gravity sewer mains. Backyard sewer mains are a focus. The recommended funding includes reauthorizing \$915,000 in Sewer Utility reserves from 2015 appropriations. Other funding includes revenue bonds.
Other		2,305,000	
		<u>\$ 2,305,000</u>	

		Verona Road: Phase 2	Project No. 11155
GO	\$	0	This project will include replacing that sanitary sewer in the west side of Verona Road right of way from Harley Drive to 400 feet south of Harley Drive. This work is necessary due to the proposed highway improvements which include a sound wall over the existing City sewer. This sewer project will move this sewer so that the City Operations staff can continue to maintain the City sanitary sewer main. Other funding includes \$15,000 from Sewer Utility reserves and \$135,000 from revenue bonds.
Other		150,000	
		<u>\$ 150,000</u>	

		Washington Avenue, West (Regent to Bedford)	10259
GO	\$	0	This project is for the sewer-related work of this street reconstruction project.
Other		0	
		<u>\$ 0</u>	

**2016
Capital Budget
Summary**

Agency Name: Sewer Utility

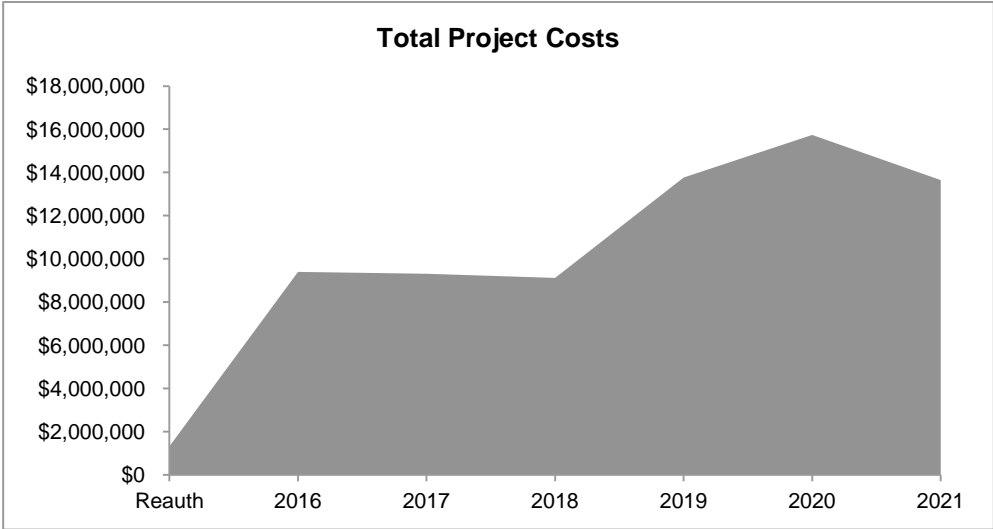
Agency Number: 83

Project Name	Agency Request	Executive	Executive		
			G.O. Debt	Other Funding	Total
1 Asset Management System	\$ 200,000	\$ 200,000	\$ 0	\$ 200,000	\$ 200,000
2 Capitol Square Pavement Replacement	467,000	467,000	0	467,000	467,000
3 City View Drive	250,000	250,000	0	250,000	250,000
4 Collection System Additions	150,000	150,000	0	150,000	150,000
5 Darbo Webb Connection	146,000	0	0	0	0
6 East Washington Sewer Rehabilitation	1,250,000	1,250,000	0	1,250,000	1,250,000
7 Equipment and Vehicles	767,000	767,000	0	767,000	767,000
8 Felland Area Sewer Impact Fees	0	0	0	0	0
9 Infiltration and Inflow Improvements	175,000	175,000	0	175,000	175,000
10 Lift Station Rehabilitations	56,000	56,000	0	56,000	56,000
11 Lower Badger Mill Creek	500,000	950,000	0	950,000	950,000
12 Pavement Management	2,237,000	2,119,000	0	2,119,000	2,119,000
13 Pumpkin Hollow Impact Fee District	0	0	0	0	0
14 Reconstruction Streets	3,570,000	1,182,000	0	1,182,000	1,182,000
15 Royster Clark Development: Phase 2	735,000	735,000	0	735,000	735,000
16 Rural to Urban Streets	1,347,000	714,000	0	714,000	714,000
17 Service Building Improvements	69,500	69,500	0	69,500	69,500
18 Sewer Access Improvements	105,000	105,000	0	105,000	105,000
19 Sewer Reconstruction	78,600	1,118,600	0	1,118,600	1,118,600
20 Trenchless Sewer Rehabilitation	2,305,000	2,305,000	0	2,305,000	2,305,000
21 Verona Road: Phase 2	150,000	150,000	0	150,000	150,000
22 Washington Ave, West (Regent to Bedford)	0	0	0	0	0
	<u>\$ 14,558,100</u>	<u>\$ 12,763,100</u>	<u>\$ 0</u>	<u>\$ 12,763,100</u>	<u>\$ 12,763,100</u>

**2016
Capital Budget
Capital Improvement Program**

Agency Name: Stormwater Utility

Project	Capital Budget	Future Year Estimates					
	Reauth	2016	2017	2018	2019	2020	2021
1 Asset Management System	\$ 0	\$200,000	\$ 0	\$ 0	\$ 0	\$ 0	\$ 0
2 Backyard Drainage Problems	0	50,000	50,000	50,000	50,000	50,000	50,000
3 Capitol Square Pavement Replacement	0	100,000	0	0	0	0	0
4 CIPP Lining Storm Sewer	0	200,000	200,000	200,000	200,000	200,000	200,000
5 City View Drive	0	462,500	0	0	0	0	0
6 Darbo Webb Connection	0	0	0	0	40,000	0	0
7 Dredging Projects	0	100,000	275,000	175,000	175,000	275,000	275,000
8 Equipment And Vehicles	0	405,000	425,000	450,000	475,000	500,000	500,000
9 Greenway Improvements	0	675,000	325,000	50,000	600,000	600,000	600,000
10 Inter-Municipal Stormwater Mgmt	675,300	500,000	625,000	625,000	575,000	575,000	575,000
11 Jeffy Trail Improvements	0	50,000	0	0	0	0	0
12 Lake Wingra Watershed Management	0	25,000	0	0	0	0	0
13 Local (Public) Drainage Problems	125,000	0	0	0	0	0	0
14 Lower Badger Mill Creek Watershed	0	1,000,000	1,000,000	1,000,000	1,000,000	1,000,000	0
15 Madison Beaches Water Quality	0	25,000	0	0	0	150,000	150,000
16 Major Roadway Culvert Crossings	115,000	0	0	0	0	0	0
17 McKenna Blvd Reconstruction 2016	0	40,000	0	0	0	0	0
18 Pavement Management	0	1,019,500	0	0	0	0	0
19 Rain Gardens	0	95,000	80,000	80,000	80,000	80,000	80,000
20 Reconstruction Streets	0	40,000	0	0	0	0	0
21 Royster Clark Dev Phase 2	0	64,000	0	0	0	0	0
22 Rural To Urban Streets	0	448,000	0	0	0	0	0
23 Service Building Improvements	0	34,700	36,500	38,300	40,000	42,000	42,000
24 Shorelines	0	600,000	175,000	275,000	225,000	450,000	450,000
25 Starkweather Creek Watershed	0	400,000	623,500	215,000	225,000	225,000	225,000
26 Storm Box Replacement	270,000	0	0	0	0	0	0
27 Storm Improvements Developing Areas	50,000	50,000	50,000	50,000	50,000	50,000	50,000
28 Storm Sewer With Streets Projects	0	108,500	3,790,000	3,700,000	3,800,000	3,900,000	3,900,000
29 Stormwater Basins	40,000	550,000	0	550,000	0	300,000	300,000
30 Stormwater Improvements On Streets	0	225,000	250,000	250,000	250,000	250,000	250,000
31 Street Cleaning Equipment	0	405,000	425,000	290,000	450,000	465,000	465,000
32 TMDL Compliance	0	1,060,000	660,000	650,000	650,000	650,000	650,000
33 Upper Badger Mill Creek Watershed	0	0	0	0	0	1,000,000	0
34 Urban Best Management Practices	50,000	360,000	295,000	295,000	280,000	285,000	285,000
35 Washington Ave, W-Regent to Bedford	0	0	0	0	0	90,000	0
36 West Towne Path	0	105,000	0	0	0	0	0
37 Willow Creek Storm Sewer	0	0	0	150,000	4,000,000	4,400,000	4,400,000
38 Wingra Creek Corridor	0	0	25,000	25,000	600,000	200,000	200,000
Total	\$ 1,325,300	\$ 9,397,200	\$ 9,310,000	\$ 9,118,300	\$ 13,765,000	\$ 15,737,000	\$ 13,647,000



**2016
Capital Budget
Expenditure Categories and Funding Sources**

Agency Name: Stormwater Utility

Agency No.: 84

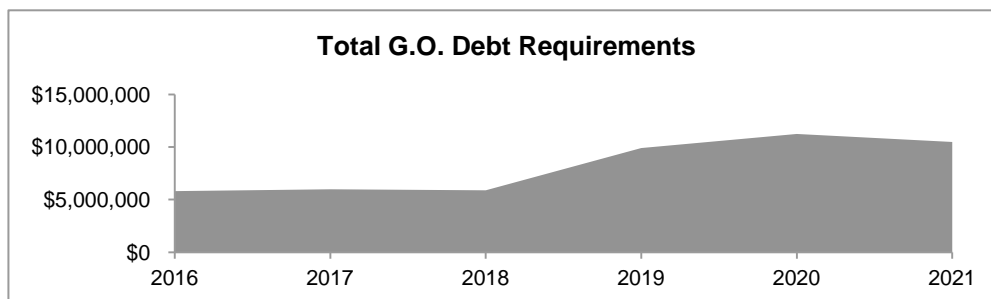
All Projects Expenditures:	Capital Budget	Future Year Estimates					
	Reauth	2016	2017	2018	2019	2020	2021
Purchased Services	\$ 0	\$ 0	\$ 0	\$ 0	\$ 0	\$ 0	\$ 0
Materials & Supplies	0	0	0	0	0	0	0
Inter-Agency Charges	0	0	0	0	0	0	0
Loans	0	0	0	0	0	0	0
Professional Fees	0	0	0	0	0	0	0
Land & Land Improve	1,325,300	9,052,500	8,998,500	8,905,000	13,550,000	15,420,000	13,330,000
Building & Bldg Improve	0	34,700	36,500	38,300	40,000	42,000	42,000
Equipment and Vehicles	0	0	0	0	0	0	0
Other	0	310,000	275,000	175,000	175,000	275,000	275,000
Total Project Costs	\$ 1,325,300	\$ 9,397,200	\$ 9,310,000	\$ 9,118,300	\$ 13,765,000	\$ 15,737,000	\$ 13,647,000

Funding Sources:

Federal Sources	\$ 0	\$ 0	\$ 0	\$ 0	\$ 0	\$ 0	\$ 0
State Sources	0	0	0	0	0	0	0
Impact Fees	0	720,000	720,000	720,000	720,000	1,120,000	0
Private Contributions	0	0	0	0	0	0	0
Revenue Bonds	0	0	0	0	0	0	0
Special Assessments	50,000	512,500	50,000	50,000	50,000	50,000	50,000
TIF Cash	0	0	0	0	0	0	0
County Sources	375,000	15,000	0	0	0	0	0
Reserves Applied	0	2,319,200	2,529,500	2,444,800	3,064,000	3,298,500	3,089,500
Other	0	20,000	25,000	15,000	30,000	30,000	30,000
Total Other Sources	\$ 425,000	\$ 3,586,700	\$ 3,324,500	\$ 3,229,800	\$ 3,864,000	\$ 4,498,500	\$ 3,169,500
G.O. General Fund	\$ 0	\$ 0	\$ 0	\$ 0	\$ 0	\$ 0	\$ 0
G.O. Non-General Fund	\$ 900,300	\$ 5,810,500	\$ 5,985,500	\$ 5,888,500	\$ 9,901,000	\$ 11,238,500	\$ 10,477,500
Total G.O. Debt	\$ 900,300	\$ 5,810,500	\$ 5,985,500	\$ 5,888,500	\$ 9,901,000	\$ 11,238,500	\$ 10,477,500

Estimated Annual Debt Service

G.O. General Fund	\$ 0	\$ 0	\$ 0	\$ 0	\$ 0	\$ 0	\$ 0
G.O. Non-General Fund	\$ 117,039	\$ 755,365	\$ 778,115	\$ 765,505	\$ 1,287,130	\$ 1,461,005	\$ 1,362,075



**2016
Capital Budget**

Agency Name: Stormwater Utility

Agency No.: 84

Asset Management System

Project No. 17097

GO	\$	0	This project provides funding to develop a city-wide comprehensive asset management program which includes valuation of assets, maintenance, and replacement from a city-wide approach. This will include a software system where specific program area functions will be configured to meet the needs of Public Works including Stormwater Utility, Engineering, Traffic Engineering, Water Utility and possibly other agencies.
Other		200,000	
		200,000	
	\$	200,000	

Backyard Drainage Problems

Project No. 10307

GO	\$	45,000	This project makes improvements needed to solve drainage problems on private property which required work within the public right of way to solve. Work is done in accordance with approved policy by the Board of Public Works. This policy provides that work on private property (easements granted) is 50% Utility funded and 50% assessed to the property owner. Work performed in the right of way is 100% Utility funded. Potential projects for 2016 include 1331 Everett Street, and 2133 Chadbourne Avenue.
Other		5,000	
		50,000	
	\$	50,000	

Capitol Square Pavement Replacement

Project No. 10903

GO	\$	90,000	This project is the Stormwater component of the Major Streets project to replace pavement in the Capitol Square. Construction is scheduled for 2016 and 2017.
Other		10,000	
		100,000	
	\$	100,000	

CIPP Lining Storm Sewer

Project No. 10558

GO	\$	180,000	This project will use cured-in-place pipe lining (CIPP) technology to line storm sewer pipes which are outside the limits of street reconstruction or resurfacing projects to extend the service life of the pipe. Other funding sources for the project are Stormwater reserves.
Other		20,000	
		200,000	
	\$	200,000	

City View Drive

Project No. 10429

GO	\$	0	This project will install a new road in accordance with the neighborhood plan. The project limits are Crossroads Drive to Lien Road. The recommended funding level includes a transfer from Special Assessments. The construction year is 2016. Other funding is from transfers from assessments.
Other		462,500	
		462,500	
	\$	462,500	

Darbo Webb Connection

Project No. 10234

GO	\$	0	This project is the Stormwater component of the Major Streets project. The construction year is 2019.
Other		0	
		0	
	\$	0	

		Dredging Projects	Project No. 10315
GO	\$ 90,000	This project dredges retention ponds and other stormwater features. Work in this project includes the design, permitting, dredging and disposal of material. The only project proposed for 2016 is the dredging of the Warner Park Lagoon Finger 1 of 2. Other funding sources include \$10,000 of Stormwater reserves.	
Other	10,000		
	<u>\$ 100,000</u>		

		Equipment and Vehicles	Project No. 10576
GO	\$ 0	This project funds the replacement of existing vehicles and equipment that have exceeded their useful life as well as the addition of new vehicles. Equipment is used to monitor, maintain, repair and improve the City's closed landfill facilities, sanitary sewers and storm sewers. This project is jointly funded between Sewer Utility, Stormwater Utility and Engineering-Other (General Fund and Landfill).	
Other	405,000		
	<u>\$ 405,000</u>		

		Greenway Improvements	Project No. 10312
GO	\$ 607,500	This project will rehabilitate and repair drainage channels or greenways that are used to transport stormwater runoff. The project includes construction, restoration, landscaping and occasional land acquisition. Projects planned for design and construction in 2016 include: 1) Sauk Creek Greenway from Tree Lane to High Point Road (\$35,000 of Stormwater reserves, \$315,000 of GO). This greenway system accepts drainage from lands as far west as Mineral Point Road and Pleasant View. 2) Starkweather Creek Greenway from Milwaukee Street to Regas Road (\$30,000 of Stormwater reserves, \$270,000 of GO). This greenway was constructed in the early 1990's and has completely filled in with sediment from upstream discharges and is now resulting in upstream drainage problems. 3) Restoration Landscaping 2016 (\$2,500 of Stormwater reserves, \$22,500 of GO). Every season there are erosion problems, landscaping issues, tree removals and small repairs that are needed.	
Other	67,500		
	<u>\$ 675,000</u>		

		Inter-Municipal Stormwater Management	Project No. 10318
GO	\$ 750,300	This project funds cooperative projects with neighboring municipalities. The work is detailed in inter-governmental agreements, which establish the level of cost participation. Currently, there are two projects ongoing including: 1) UW Arboretum, agreements with the Arboretum require funding of \$500,000 per year for stormwater management improvements within the Arboretum and within watersheds draining to the Arboretum. The next project proposed as part of that agreement is the reconstruction of the Coyote Pond in the Curtis Prairie. And 2) Willow Creek / UW, which covers the construction of the treatment device. This portion of the project is partially funded by a grant from Dane County, work is done in accordance with the agreement of the UW on lands under their control. The recommended funding includes reauthorizing \$300,000 in GO borrowing authority and \$375,000 from County Sources from 2015 appropriations.	
Other	425,000		
	<u>\$ 1,175,300</u>		

		Jeffy Trail Improvements	Project No. 10240
GO	\$ 45,000	This is the Stormwater component of the Major Streets project. Construction is planned for 2016.	
Other	5,000		
	<u>\$ 50,000</u>		

		Lake Wingra Watershed Management	Project No. 10960
GO	\$ 0	This project will continue the work begun in 2013 in cooperation with the Friends of Lake Wingra to develop and implement an integrated and comprehensive watershed management plan. The plan guides future stormwater improvement projects by the Stormwater Utility or other agencies. The project continues to implement a pilot study for leaf pickup. Both physical and notification methods are being tested to determine the most effective (at reducing runoff to the lakes) and efficient (staff and resident time) to complete this task.	
Other	25,000		
	<u>\$ 25,000</u>		

		Local Public Drainage Problems	Project No. 10552
GO	\$ 0	City Engineering maintains a database of drainage problems and schedules projects to resolve them on a priority basis. This project is an upgrade of the low point serving Cumberland Lane at Richland Street. Future projects include relief of the Silver Road low point and rerouting the storm sewer to Lake Monona. The recommended funding includes reauthorizing \$125,000 in GO borrowing from 2015 appropriations.	
Other	125,000		
	<u>\$ 125,000</u>		

		Lower Badger Mill Creek Watershed	Project No. 10948
GO	\$ 180,000	This project provides for design, installation, and acquisition of lands to implement the regional storm water management plan for the Lower Badger Mill Creek Watershed, as required by the Urban Service Boundary Permit. Development within this watershed is contingent upon implementation of this plan. Full implementation is expected to occur over five to ten years, and will be primarily funded by impact fees to lands within the watershed, levied at the time of development and indexed for inflation. Approximately 12% of the cost associated with this project is the responsibility of the Stormwater Utility with the remainder recovered via impact fees and/or assessments. The schedule will be revised based on rate of development in the area. Projects for 2016 include survey, design and construction of a regional retention basin facility on land recently purchased in conjunction with the Parks Department immediately west of Hawks Landing abutting Pioneer Road. The recommended funding for 2016 includes \$720,000 in impact fees and \$180,000 of GO.	
Other	820,000		
	<u>\$ 1,000,000</u>		

		Madison Beaches Water Quality Management	Project No. 10961
GO	\$ 0	This project continues the City's efforts to maintain clean beaches. A full enclosure with sand filter and UV treatment has been in operation at Bernie's Beach for three seasons and deflectors were employed to isolate or move algae from the BB Clark and Warner Park Beaches. The reinstallation of these devices will be supported by the Stormwater Operating Budget in 2016. Funding for this project will replace the enclosure at Bernie's Beach. Funds included in 2020 are for design of a full permanent enclosure swimming system at Vilas Park Beach on Lake Wingra.	
Other	25,000		
	<u>\$ 25,000</u>		

		Major Roadway Culvert Crossings	Project No. 10323
GO	\$ 115,000	This project will construct major (larger size) stormwater culvert crossings under roadways in areas of new development or in areas impacted by new development. When the crossing is entirely within a newly platted street, the city funds the proportion of the total project cost that can be attributed to a culvert end area in excess of 64 square feet. The recommended funding is a reauthorization of 2015 appropriation.	
Other	0		
	<u>\$ 115,000</u>		

		McKenna Blvd Reconstruction	Project No. 10878
GO	\$ 36,000	This project is the Stormwater component of a Major Streets project. The construction year is 2016.	
Other	4,000		
	<u>\$ 40,000</u>		

		Pavement Management	Project No. 10540
GO	\$910,000	This project is the Stormwater component of Pavement Management projects with Major Streets. 2016 projects include the following: Fordem Avenue utility replacement with resurfacing (\$43,700 in Stormwater reserves, \$393,300 in GO); resurfacing with storm sewer (\$28,300 in Stormwater reserves, \$254,200 in GO); and Walter Street and Sargent Street resurfacing with the Water Utility (\$30,000 in Stormwater reserves, \$270,000 in GO).	
Other	\$102,000		
	<u>\$ 1,012,000</u>		

		Rain Gardens	Project No. 10555
GO	\$ 0	The City of Madison promotes the construction of public and private rain gardens. The focus is to install gardens in areas that drain directly to lakes without other significant methods of stormwater treatment. In 2015, twelve street terrace rain gardens are being built, bringing the total to 101 rain gardens constructed in the public right of way or on lands owned by the City. Additionally, 478 private rain gardens are registered with the City, for a total of 579 rain gardens. This project funds rain gardens on projects associated with street reconstruction and resurfacing projects. Residents are required to pay \$400 towards the cost of a terrace rain garden with the remainder, typically \$1,500, being funded by the Stormwater Utility. Other funding is from Utility reserves. A grant from Dane County for 2015 and 2016 has further reduced residents costs to \$100 per garden. 2016 funds include \$15,000 from the County and \$80,000 from Stormwater reserves.	
Other	95,000		
	<u>\$ 95,000</u>		

		Reconstruction Streets	Project No. 10226
GO	\$ 36,000	This is the Stormwater component of the Major Streets project (\$4,000 in Stormwater reserves, \$36,000 in GO).	
Other	4,000		
	<u>\$ 40,000</u>		

		Royster Clark Dev Phase 2	Project No. 10250
GO	\$ 57,600	This is the Stormwater component of the Major Streets project (\$6,400 in Stormwater reserves, \$57,600 in GO). The construction year is 2016.	
Other	6,400		
	<u>\$ 64,000</u>		

		Rural To Urban Streets	Project No. 10204
GO	\$ 363,800	This is the Stormwater component of the Major Streets project. 2016 projects include the following: Portage Road - Hayes to Diloreto (\$57,800 in Stormwater reserves, \$126,200 in GO); N Sherman Avenue - Golf Parkway North (\$13,200 in Stormwater reserves, \$118,800 in GO); and Turner/Allis Avenue reconstruction (\$13,200 in Stormwater reserves, \$118,800 in GO).	
Other	84,200		
	<u>\$ 448,000</u>		

		Service Building Improvements (Engineering)	10192
GO	\$	0	This project is for replacement of existing mechanical equipment that has outlived its useful life and additions/upgrades to the Engineering Services Building. Funding for this project is split between Sewer Utility, Stormwater Utility and Engineering-Other (Landfill).
Other		34,700	
	<u>\$</u>	<u>34,700</u>	

		Shorelines	Project No. 10340
GO	\$	540,000	The Shoreline Improvement Program makes large-scale improvements to the public shoreline of lakes, creeks, and rivers. The annual action of lake ice requires periodic maintenance of shorelines. Projects scheduled for 2016 include 1) The Warner Park Boat Launch Breakwater, which has been deteriorating for a significant amount of time and requires repair annually (\$50,000 in Stormwater reserves, \$450,000 in GO); and 2) Monona Bay and John Nolen Causeway, which includes many areas around the south and west sides of the bay that are in need of limited shoreline repairs (\$10,000 in Stormwater reserves, \$90,000 in GO).
Other		60,000	
	<u>\$</u>	<u>600,000</u>	

		Starkweather Creek Watershed	Project No. 10334
GO	\$	360,000	This project funds improvements to the Starkweather Creek drainage basin including ponds and channel restoration. The projects planned for 2016 include reconstruction of the East Towne Retention Basin.
Other		40,000	
	<u>\$</u>	<u>400,000</u>	

		Storm Box Replacement	Project No. 10317
GO	\$	270,000	This is a continuing program to systematically replace aged and failing storm sewer box culverts. The recommended funding is a reauthorization of 2015 appropriation.
Other		0	
	<u>\$</u>	<u>270,000</u>	

		Storm Improvements Developing Areas	Project No. 10557
GO	\$	0	This project funds additions to the stormwater management system, typically in developing areas. Storm sewers and stormwater facilities in newly developing areas are 100% assessable. In 2016, work is planned for the area near the intersection of Portage and Hayes Roads and includes the construction of Portage Road north of Hayes. This project will be funded through special assessment revenue. The recommended funding includes reauthorizing \$50k in Special Assessments from 2015 appropriations.
Other		100,000	
	<u>\$</u>	<u>100,000</u>	

		Storm Sewer with Streets Projects	Project No. 10947
GO	\$	97,600	This is a continuing program to provide mainline storm sewer improvements, replacements, and rehabilitation in conjunction with City streets being reconstructed and resurfaced. This project also consists of installing storm sewer to serve streets being converted from a rural to urban section.
Other		10,900	
	<u>\$</u>	<u>108,500</u>	

		Stormwater Basins	Project No. 10341
GO	\$ 535,000	This project funds repairs and constructs stormwater detention and retention basins. These basins are designed to reduce flooding and to capture sediment. By removing sediment from stormwater prior to discharge to the water body, phosphorus and other pollutants are also captured. Stormwater basins are the most cost effective way to remove sediment from urban storm water. Specific projects in 2016 include Wheeler Road Retention basin construction. This is one of the last untreated discharge points to Cherokee Marsh. Other funding for the project are Stormwater Reserves. The recommended funding includes reauthorizing \$40,000 in GO borrowing from the 2015 appropriation.	
Other	55,000		
	<u>\$ 590,000</u>		

		Stormwater Improvements On Streets	Project No. 10556
GO	\$ 0	This project funds smaller drainage repair and initial construction projects Citywide unrelated to street reconstruction projects. This work is typically too small to be effectively bid out in individual packages. This project will be funded through Stormwater Reserves.	
Other	225,000		
	<u>\$ 225,000</u>		

		Street Cleaning Equipment	Project No. 10554
GO	\$ 0	This project funds replacements of existing street sweeping machines. Street sweepers require a high level of maintenance and are recommended for replacement on a five year cycle. Funding in 2016 is for the replacement of two mechanical street sweepers. Other funding is from the sale of the replaced units (\$20,000) and Utility reserves (\$385,000).	
Other	405,000		
	<u>\$ 405,000</u>		

		TMDL Compliance	Project No. 10343
GO	\$ 765,000	This project funds work specifically related to compliance with the WDNR/EPA Total Maximum Daily Load (TMDL) mandate for discharges to the Rock River Watershed. The work in 2016 includes: 1) funding for participation in the Adaptive Management Program led by the Madison Metropolitan Sewerage District (MMSD). This project was approved by the Common Council in 2012 to test a pilot means for TMDL compliance. 2) funding for investigation of other methods of compliance with the TMDL including a leaf collection study (with the US Geological Survey and the Wisconsin Department of Natural Resources). 3) funding for design, land acquisition and construction of an alum treatment system proposed for the current private quarry pond behind the Swiss Colony lands on Milwaukee Street. This project will be funded through GO borrowing (\$765,000) and Stormwater reserves (\$295,000).	
Other	295,000		
	<u>\$ 1,060,000</u>		

		Upper Badger Mill Creek Watershed	Project No. 10949
GO	\$ 0	This project is for survey, design, permitting, acquisition of lands, and construction of a regional storm water management system consisting of greenways and retention ponds. No work is scheduled for 2016. Future work includes a new culvert crossing at Raymond Road, a new culvert crossing at CTH M, and a pond between Mid Town Road and Raymond Road. The Utility's portion of the cost of the work is estimated at 60%, since the existing development within the watershed benefits from the improvements. The remaining costs will be recovered from impact fees and special assessments. The next large project is construction of a retention pond on the "Marty" property, scheduled in 2020.	
Othe	0		
	<u>\$ 0</u>		

		Urban Best Management Practices	Project No. 10344
GO	\$ 410,000	This project constructs stormwater treatment devices designed to improve stormwater quality being discharged to the waters of the state. The devices constructed by this project remove sediment from the stormwater and the associated phosphorus. These devices are normally installed in conjunction with street reconstruction and resurfacing projects and are targeted toward critical areas that drain directly to Lake Monona, Lake Mendota and Lake Wingra. All TP and TSS reductions associated with these projects are counted toward TMDL mandated reductions. The recommended funding includes reauthorizing \$50,000 in GO borrowing from 2015 appropriations.	
Othe	0		
	<u>\$ 410,000</u>		

		Washington Avenue, West (Regent to Bedford)	Project No. 10259
GO	\$ 0	This is the Stormwater component of the Major Streets project. Construction is planned for 2020.	
Othe	0		
	<u>\$ 0</u>		

		West Towne Path	Project No. 10165
GO	\$ 94,500	This is the Stormwater component of the Bicycle and Pedestrian project. This project is a bike and pedestrian path that connects the existing West Towne Path at Struck Street to the Age Junction Path at S. Junction Road. The project will increase bike and pedestrian mobility on the west side of Madison and make a vital connection to a major north-south bike path extending from Verona to north of Mineral Point Road and roughly paralleling CTH M. The Stormwater component is funded by GO borrowing (\$94,500) and Stormwater reserves (\$10,500)	
Othe	10,500		
	<u>\$ 105,000</u>		

		Willow Creek Storm Sewer	Project No. 10959
GO	\$ 0	This is a continuing project to reduce storm water flooding on the University Avenue corridor from Highland Avenue to Shorewood Boulevard. Previous phases constructed a relief sewer from the outlet at the Willow Creek to the University Avenue and Grand Avenue intersection. No work is planned for 2016. Future phases will extend the sewer westerly along University Avenue from Grand Avenue (current terminus) to Farley Avenue/University Bay.	
Othe	0		
	<u>\$ 0</u>		

		Wingra Creek Storm Sewer	Project No. 10553
GO	\$ 0	The Wingra Creek Corridor is in need of shoreline and embankment work to enhance stormwater conveyance and water quality, as well as provide a more enhanced corridor for public usage. Planning, design, and permitting began in 2003, with implementation phases proposed over several years. The most recent phase was completed in spring of 2015. No work is planned in the corridor for 2016. Future projects will include the last section from Olin Ave to Lake Monona	
Othe	0		
	<u>\$ 0</u>		

**2016
Capital Budget
Summary**

Agency Name: Stormwater Utility

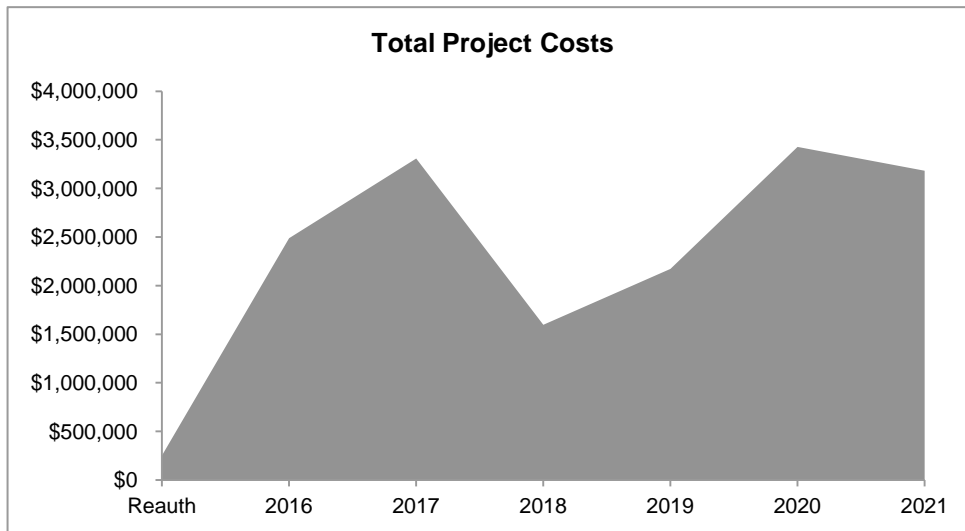
Agency Number: 84

Project Name	Agency Request	Executive	Executive		
			G.O. Debt	Other Funding	Total
1 Asset Management System	\$ 200,000	\$ 200,000	\$ 0	\$ 200,000	\$ 200,000
2 Backyard Drainage Problems	145,000	50,000	45,000	5,000	50,000
3 Capitol Square Pavement Replacement	100,000	100,000	90,000	10,000	100,000
4 CIPP Lining Storm Sewer	200,000	200,000	180,000	20,000	200,000
5 City View Drive	462,500	462,500	0	462,500	462,500
6 Darbo Webb Connection	40,000	0	0	0	0
7 Dredging Projects	100,000	100,000	90,000	10,000	100,000
8 Equipment And Vehicles	405,000	405,000	0	405,000	405,000
9 Greenway Improvements	675,000	675,000	607,500	67,500	675,000
10 Inter-Municipal Stormwater Mgmt	1,175,300	1,175,300	750,300	425,000	1,175,300
11 Jeffy Trail Improvements	50,000	50,000	45,000	5,000	50,000
12 Lake Wingra Watershed Management	25,000	25,000	0	25,000	25,000
13 Local (Public) Drainage Problems	125,000	125,000	125,000	0	125,000
14 Lower Badger Mill Creek Watershed	1,000,000	1,000,000	180,000	820,000	1,000,000
15 Madison Beaches Water Quality Mgmt	25,000	25,000	0	25,000	25,000
16 Major Roadway Culvert Crossings	115,000	115,000	115,000	0	115,000
17 Mckenna Blvd Reconstruction 2016	40,000	40,000	36,000	4,000	40,000
18 Pavement Management	1,294,900	1,019,500	917,500	102,000	1,019,500
19 Rain Gardens	95,000	95,000	0	95,000	95,000
20 Reconstruction Streets	692,000	40,000	36,000	4,000	40,000
21 Royster Clark Dev Phase 2	64,000	64,000	57,600	6,400	64,000
22 Rural To Urban Streets	1,236,000	448,000	363,800	84,200	448,000
23 Service Building Improvements	34,700	34,700	0	34,700	34,700
24 Shorelines	600,000	600,000	540,000	60,000	600,000
25 Starkweather Creek Watershed	850,000	400,000	360,000	40,000	400,000
26 Storm Box Replacement	270,000	270,000	270,000	0	270,000
27 Storm Improvements Developing Areas	100,000	100,000	0	100,000	100,000
28 Storm Sewer With Streets Projects	108,500	108,500	97,600	10,900	108,500
29 Stormwater Basins	890,000	590,000	535,000	55,000	590,000
30 Stormwater Improvements On Streets	225,000	225,000	0	225,000	225,000
31 Street Cleaning Equipment	405,000	405,000	0	405,000	405,000
32 TMDL Compliance	2,035,000	1,060,000	765,000	295,000	1,060,000
33 Upper Badger Mill Creek Watershed	0	0	0	0	0
34 Urban Best Management Practices	410,000	410,000	410,000	0	410,000
35 Washington Ave, W-Regent To Bedford	90,000	0	0	0	0
36 West Towne Path	105,000	105,000	94,500	10,500	105,000
37 Willow Creek Storm Sewer	125,000	0	0	0	0
38 Wingra Creek Corridor	0	0	0	0	0
Total	\$ 14,512,900	\$ 10,722,500	\$ 6,710,800	\$ 4,011,700	\$ 10,722,500

**2016
Capital Budget
Capital Improvement Program**

Agency Name: Streets Division

Project	Capital Budget						
	Reauth	2016	2017	2018	2019	2020	2021
1 Streets Biodigester	\$35,885	\$ 0	\$ 0	\$ 0	\$ 0	\$ 0	\$ 0
2 Streets Emerald Ash Borer	0	786,333	2,599,806	1,278,805	1,278,805	1,278,805	1,406,686
3 Streets Equipment	217,092	691,000	410,000	167,000	245,000	1,563,000	1,280,000
4 Streets Minor Building Imp Rep	0	385,325	109,000	151,000	193,000	310,000	120,000
5 Streets Yard Improvements	0	625,000	188,600	0	454,900	275,000	375,000
Total	\$ 252,977	\$ 2,487,658	\$ 3,307,406	\$ 1,596,805	\$ 2,171,705	\$ 3,426,805	\$ 3,181,686



**2016
Capital Budget
Expenditure Categories and Funding Sources**

Agency Name: Streets Division

Agency No.: 44

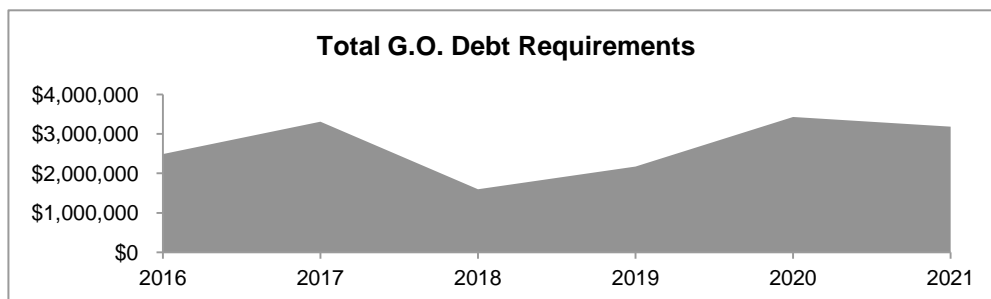
All Projects Expenditures:	Capital Budget		2016	2017	2018	2019	2020	2021
	Reauth							
Purchased Services	\$	0	\$ 0	\$ 0	\$ 0	\$ 0	\$ 0	\$ 0
Materials & Supplies		0	0	0	0	0	0	0
Inter-Agency Charges		0	0	0	0	0	0	0
Loans		0	0	0	0	0	0	0
Professional Fees		0	0	0	0	0	0	0
Land & Land Improve		0	1,411,333	2,788,406	1,278,805	1,733,705	1,553,805	1,781,686
Building & Bldg Improve		35,885	385,325	109,000	151,000	193,000	310,000	120,000
Equipment and Vehicles		217,092	691,000	410,000	167,000	245,000	1,563,000	1,280,000
Other		0	0	0	0	0	0	0
Total Project Costs	\$	252,977	\$ 2,487,658	\$ 3,307,406	\$ 1,596,805	\$ 2,171,705	\$ 3,426,805	\$ 3,181,686

Funding Sources:

Federal Sources	\$	0	\$ 0	\$ 0	\$ 0	\$ 0	\$ 0	\$ 0
State Sources		0	0	0	0	0	0	0
Impact Fees		0	0	0	0	0	0	0
Private Contributions		0	0	0	0	0	0	0
Revenue Bonds		0	0	0	0	0	0	0
Special Assessments		0	0	0	0	0	0	0
TIF Cash		0	0	0	0	0	0	0
County Sources		0	0	0	0	0	0	0
Reserves Applied		0	0	0	0	0	0	0
Other		0	0	0	0	0	0	0
Total Other Sources	\$	0	\$ 0	\$ 0	\$ 0	\$ 0	\$ 0	\$ 0
G.O. General Fund	\$	252,977	\$ 2,487,658	\$ 3,307,406	\$ 1,596,805	\$ 2,171,705	\$ 3,426,805	\$ 3,181,686
G.O. Non-General Fund	\$	0	\$ 0	\$ 0	\$ 0	\$ 0	\$ 0	\$ 0
Total G.O. Debt	\$	252,977	\$ 2,487,658	\$ 3,307,406	\$ 1,596,805	\$ 2,171,705	\$ 3,426,805	\$ 3,181,686

Estimated Annual Debt Service

G.O. General Fund	\$	32,887	\$ 323,396	\$ 429,963	\$ 207,585	\$ 282,322	\$ 445,485	\$ 413,619
G.O. Non-General Fund	\$	0	\$ 0	\$ 0	\$ 0	\$ 0	\$ 0	\$ 0



**2016
Capital Budget**

Agency Name: Streets Division

Agency No.: 44

		Streets Biodigester	Project No. 11007	
GO	\$ 35,885	Funding for this project will support continued analysis regarding the feasibility for a biodigester in Madison in conjunction with local partners. The digester will convert the organic material into biogas and compost. The biogas would be used to power electrical generators. The generators would supply electricity, heat, and cooling for City buildings that would be built in conjunction with the digester. The biogas will also provide some fuel for City vehicles. The 2016 CIP does not include funding for a biodigester. The recommended GO borrowing is a reauthorization of 2015 appropriations.		
Other	0			
	\$ 35,885			

		Streets Emerald Ash Borer (EAB)	Project No. 11008	
GO	\$ 786,333	Approximately 30% of the City forest consists of ash trees which is over 19,000 terrace trees. This does not count parks and private ash trees. The EAB was detected in Madison in November 2013. All untreated ash trees within the City of Madison are expected to die within eight years and the brush will need to be processed by grinding to a DNR acceptable particle size. This will require additional on-street chippers as well as a large brush processor that could be used at an in-the-field processing site. Additionally, two complete stump grubbing crews will be needed to handle the number of stumps that will have to be removed so that replacement trees can be planted.		
Other	0			
	\$ 786,333			

		Streets Equipment	Project No. 11002	
GO	\$ 908,092	This is a continuing program to replace aging and outmoded equipment and to implement operational improvements to keep pace with a growing city. The recommended funding includes reauthorizing \$217,092 in GO borrowing from 2015 appropriations.		
Other	0			
	\$ 908,092			

		Streets Minor Building Improvements and R	Project No. 11001	
GO	\$ 385,325	This is a continuing project to fund the replacement and upgrade of facility and grounds components at the Streets Division's vehicle bays, office and storage sites. Work is performed to replace or improve components that are damaged, have aged beyond their useful life, or for other reasons detract from effective and efficient delivery of service.		
Other	0			
	\$ 385,325			

		Streets Yard Improvements	Project No. 11005	
GO	\$ 625,000	This is a continuing program to maintain and improve all of the Streets Division drop off sites.		
Other	0			
	\$ 625,000			

**2016
Capital Budget
Summary**

Agency Name: Streets Division

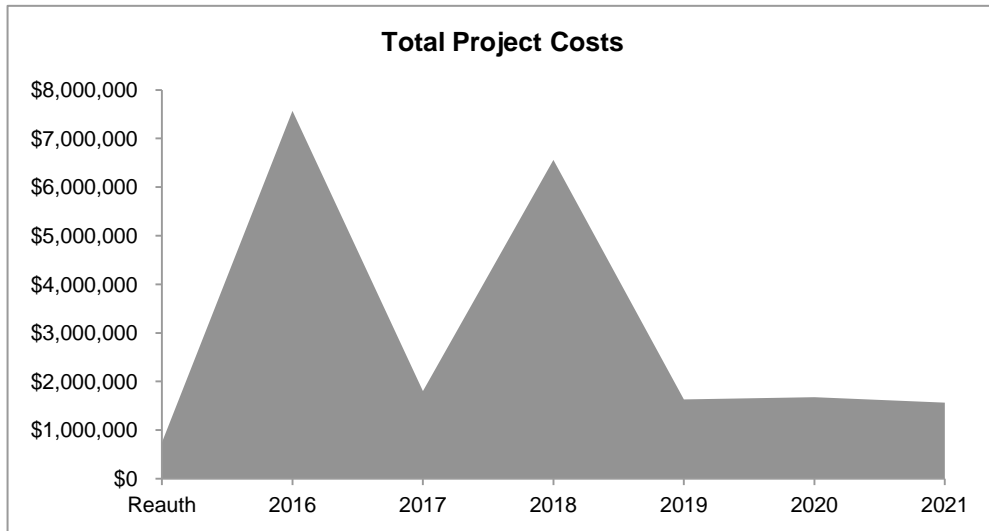
Agency Number: 44

Project Name	Agency		Executive		
	Request	Executive	G.O. Debt	Other Funding	Total
1 Streets Biodigester	\$ 312,385	\$ 35,885	\$ 35,885	\$ 0	\$ 35,885
2 Streets Emerald Ash Borer	786,333	786,333	786,333	0	786,333
3 Streets Equipment	908,092	908,092	908,092	0	908,092
4 Streets Minor Building Imp Rep	385,325	385,325	385,325	0	385,325
5 Streets Yard Improvements	625,000	625,000	625,000	0	625,000
Total	<u>\$ 3,017,135</u>	<u>\$ 2,740,635</u>	<u>\$ 2,740,635</u>	<u>\$ 0</u>	<u>\$ 2,740,635</u>

**2016
Capital Budget
Capital Improvement Program**

Agency Name: Traffic Engineering

Project	Capital Budget						
	Reauth	2016	2017	2018	2019	2020	2021
1 New TE Vehicle	\$ 0	\$40,000	\$ 0	\$ 0	\$ 0	\$ 0	\$ 0
2 Public Safety Radio System	450,000	6,000,000	450,000	5,000,000	50,000	50,000	50,000
3 Street Light Installation	100,000	500,000	594,000	615,000	625,000	640,000	655,000
4 Traffic Counting Program	0	60,000	0	0	0	0	0
5 Traffic Safety Infrastructure	50,000	100,000	100,000	100,000	100,000	100,000	100,000
6 Traffic Signal Installation	150,000	510,000	542,000	718,160	720,000	740,000	760,000
7 URD/URC Install	0	108,000	116,700	126,000	136,100	147,000	0
8 Wayfinding Signage	0	250,000	0	0	0	0	0
Total	<u>\$ 750,000</u>	<u>\$ 7,568,000</u>	<u>\$ 1,802,700</u>	<u>\$ 6,559,160</u>	<u>\$ 1,631,100</u>	<u>\$ 1,677,000</u>	<u>\$ 1,565,000</u>



**2016
Capital Budget
Expenditure Categories and Funding Sources**

Agency Name: Traffic Engineering

Agency No.: 45

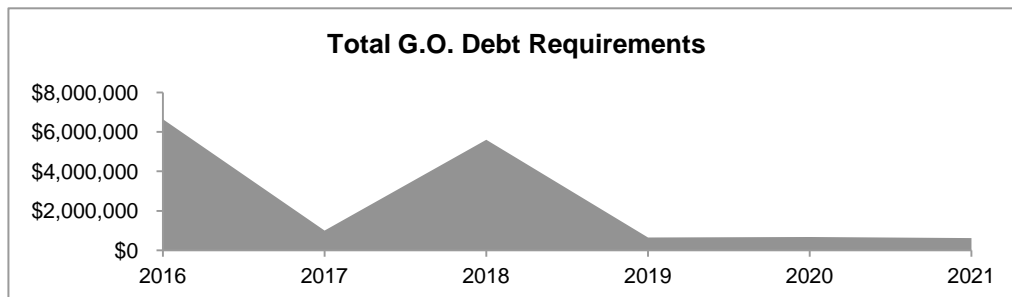
All Projects Expenditures:	Capital Budget		2016	2017	2018	2019	2020	2021
	Reauth							
Purchased Services	\$	0	\$ 0	\$ 0	\$ 0	\$ 0	\$ 0	\$ 0
Materials & Supplies		250,000	1,368,000	1,252,700	1,459,160	1,481,100	1,527,000	1,415,000
Inter-Agency Charges		0	0	0	0	0	0	0
Loans		0	0	0	0	0	0	0
Professional Fees		0	0	0	0	0	0	0
Land & Land Improve		50,000	100,000	100,000	100,000	100,000	100,000	100,000
Building & Bldg Improve		0	0	0	0	0	0	0
Equipment and Vehicles		450,000	6,100,000	450,000	5,000,000	50,000	50,000	50,000
Other		0	0	0	0	0	0	0
Total Project Costs	\$	750,000	7,568,000	1,802,700	6,559,160	1,631,100	1,677,000	1,565,000

Funding Sources:

Federal Sources	\$	0	\$ 0	\$ 0	\$ 0	\$ 0	\$ 0	\$ 0
State Sources		0	110,000	120,000	120,000	120,000	120,000	180,000
Impact Fees		0	0	0	0	0	0	0
Private Contributions		0	0	0	0	0	0	0
Revenue Bonds		0	0	0	0	0	0	0
Special Assessments		0	108,000	116,700	126,000	136,100	147,000	0
TIF Cash		0	0	0	0	0	0	0
County Sources		0	110,000	110,000	110,000	110,000	110,000	30,000
Reserves Applied		0	0	0	0	0	0	0
Other		0	600,000	455,000	605,000	615,000	625,000	735,000
Total Other Sources	\$	0	928,000	801,700	961,000	981,100	1,002,000	945,000
G.O. General Fund	\$	750,000	\$ 6,640,000	\$ 1,001,000	\$ 5,598,160	\$ 650,000	\$ 675,000	\$ 620,000
G.O. Non-General Fund	\$	0	\$ 0	\$ 0	\$ 0	\$ 0	\$ 0	\$ 0
Total G.O. Debt	\$	750,000	6,640,000	1,001,000	5,598,160	650,000	675,000	620,000

Estimated Annual Debt Service

G.O. General Fund	\$	97,500	\$ 863,200	\$ 130,130	\$ 727,761	\$ 84,500	\$ 87,750	\$ 80,600
G.O. Non-General Fund	\$	0	\$ 0	\$ 0	\$ 0	\$ 0	\$ 0	\$ 0



**2016
Capital Budget**

Agency Name: Traffic Engineering

Agency No.: 45

New TE Vehicle

Project No. 17070

GO	\$ 40,000	This project will provide funding to purchase a vehicle that will be utilized for traffic incident investigations, general maintenance during painting season, and back up.
Other	0	
\$ 40,000		

Public Safety Radio System

Project No. 10420

GO	\$ 6,450,000	This project provides continued funding for the purchase of upgraded digital emergency communication equipment to be compliant with the Dane County Emergency communication system. Purchases scheduled for 2016 include a logging recorder and replacement of user radios and radio service monitors. The plan prioritizes the system's essential needs and gives the City the flexibility to spread out the costs over four years (2014 to 2018). All other components of the City's radio emergency system will be under factory support until 2018. The recommended funding includes reauthorizing \$450,000 in GO borrowing from 2015 appropriations.
Other	0	
\$ 6,450,000		

Street Light Installation

Project No. 10418

GO	\$ 150,000	This project provides funding for the upgrade/replacement of older street lighting systems, including computer support; replacement or painting/refurbishing of older poles, fixtures, cable and other major street light equipment; and installation of new street lights. Other funding sources are from City capital projects or state, county, other municipalities and private contributions for street light infrastructure installed at locations outside or adjacent to the City's jurisdiction. The recommended funding includes reauthorizing \$100,000 in GO Borrowing authority from 2015 appropriations.
Other	450,000	
\$ 600,000		

Traffic Counting Program

Project No. 45002

GO	\$ 0	This project funds new software upgrades for each traffic counter. The current software is obsolete and requires timely steps to make this data usable. This project will be funded through a direct appropriation from the General Fund.
Other	60,000	
\$ 60,000		

Traffic Safety Infrastructure

Project No. 10428

GO	\$ 150,000	This program improves traffic safety and accessibility for pedestrians, bicyclists, motorists and transit users. Specific initiatives includes geometric improvements such as realignments, construction and reconstruction of corner radii, traffic islands, median breaks, turn lanes, guardrails, and safety and other traffic control devices. This project also includes the design and local share of State Highway Hazard Elimination program funded projects, signs, in-street pedestrian signs and traffic safety studies. The recommended funding includes reauthorizing \$50,000 in GO borrowing from 2015 appropriations.
Other	0	
	<u>\$ 150,000</u>	

Traffic Signal Installation

Project No. 10427

GO	\$ 350,000	This project is a continuing program to replace and modernize Madison's traffic signal network. Major initiatives will include upgrades to existing signals, controllers, system master controllers, signal coordination, conflict monitors, light emitting diode (LED) signals, signal heads, cable and other signal equipment. Other funding is provided from other capital budget sources or state, county, other municipalities and private contributions for traffic signal infrastructure installed at locations outside of or adjacent to the City's jurisdiction. The recommended funding includes reauthorizing \$150,000 in GO borrowing from 2015 appropriations.
Other	310,000	
	<u>\$ 660,000</u>	

URD/URC Install

Project No. 10419

GO	\$ 0	This is a continuing project to install street lighting in newly developed and reconstructed areas where electrical power lines are underground. The actual costs are related to the amount of new residential or commercial development. Costs are assessed directly to the property owners and funds are placed in a segregated revolving fund. No levy supported funds are used in this program.
Other	108,000	
	<u>\$ 108,000</u>	

Wayfinding Signage

Project No. 17071

GO	\$ 250,000	This project provides funding to support improvements and expansions of the City's Wayfinding signing system, first implemented in 1996. Signs are used to direct visitors and residents to Downtown, UW Campus, Expo Center, Monona Terrace, airport and parking ramps, as well as major highways.
Other	0	
	<u>\$ 250,000</u>	

**2016
Capital Budget
Summary**

Agency Name: Traffic Engineering

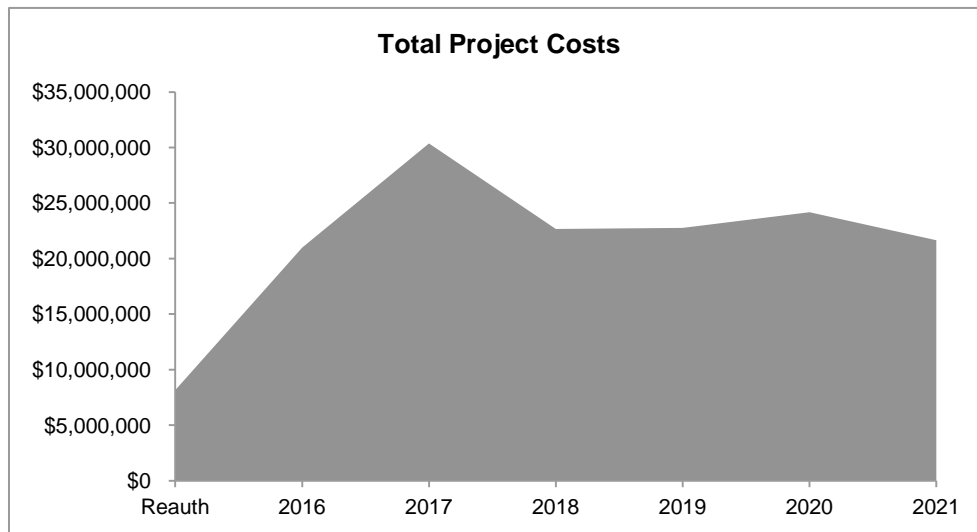
Agency Number: 45

Project Name	Agency Request	Executive	Executive		
			G.O. Debt	Other Funding	Total
1 New TE Vehicle	\$ 40,000	\$ 40,000	\$ 40,000	\$ 0	\$ 40,000
2 Public Safety Radio System	6,450,000	6,450,000	6,450,000	0	6,450,000
3 Street Light Installation	600,000	600,000	150,000	450,000	600,000
4 Traffic Counting Program	60,000	60,000	0	60,000	60,000
5 Traffic Safety Infrastructure	150,000	150,000	150,000	0	150,000
6 Traffic Signal Installation	660,000	660,000	150,000	510,000	660,000
7 URD/URC Install	108,000	108,000	0	108,000	108,000
8 Wayfinding Signage	250,000	250,000	250,000	0	250,000
Total	<u>\$ 8,318,000</u>	<u>\$ 8,318,000</u>	<u>\$ 7,190,000</u>	<u>\$ 1,128,000</u>	<u>\$ 8,318,000</u>

**2016
Capital Budget
Capital Improvement Program**

Agency Name: Water Utility

Project	Capital Budget						
	Reauth	2016	2017	2018	2019	2020	2021
1 Arbor Hills Fire Flow	\$ 642,000	\$ 0	\$ 0	\$ 0	\$ 0	\$ 0	\$ 0
2 Asset Management System	0	200,000	0	0	0	0	0
3 Booster Stn. #106 Reconst.	0	981,000	0	0	1,429,000	0	0
4 Far West Elev. Reservoir	0	284,000	2,761,000	1,899,000	0	736,000	0
5 Lakeview Reservoir Reconst.	2,080,000	1,380,000	826,000	1,695,000	0	0	0
6 Paterson St. Remodel	4,444,000	1,795,000	2,845,000	400,000	0	0	0
7 Pump Station Improvements	0	448,000	862,000	561,000	967,000	616,000	168,000
8 Unit Well No. 8 Reconst.	20,000	50,000	5,000	110,000	55,000	758,000	2,770,000
9 Voc Air Stripper Well 18	0	0	10,000	260,000	1,660,000	2,400,000	0
10 Water Mains - New	0	1,350,000	1,451,000	1,560,000	1,677,000	1,803,000	1,803,000
11 Water Mains Repl. Rehab Imp	0	11,719,000	12,655,000	13,525,000	14,466,000	15,484,000	14,782,000
12 Water Utility Facility Imp.	0	1,307,000	1,496,000	1,605,000	1,722,000	1,838,000	1,028,800
13 Well 12 Conversion	631,000	919,000	0	0	0	0	0
14 Well 19 Iron/Manganese Filter	100,000	485,000	3,531,000	0	0	0	0
15 Well 29 Filter Capacity Exp.	0	0	0	504,000	0	0	0
16 Zone 4 Fire Flow Supply Aug.	250,000	70,000	3,925,000	550,000	744,000	0	0
17 Zones 7 & 8 Supply Whit Way	0	0	0	0	45,000	541,000	1,102,000
Total	\$ 8,167,000	\$ 20,988,000	\$ 30,367,000	\$ 22,669,000	\$ 22,765,000	\$ 24,176,000	\$ 21,653,800



**2016
Capital Budget
Expenditure Categories and Funding Sources**

Agency Name: Water Utility

Agency No.: 86

	Capital Budget		2016	2017	2018	2019	2020	2021
	Reauth							
All Projects Expenditures:								
Purchased Services	\$	0	\$	0	\$	0	\$	0
Materials & Supplies		0		0		0		0
Inter-Agency Charges		0		0		0		0
Loans		0		0		0		0
Professional Fees		0		0		0		0
Land & Land Improve		0		0		0	321,000	0
Building & Bldg Improve	7,525,000		6,069,000	14,523,000	4,589,000	2,219,000	2,842,000	4,681,800
Equipment and Vehicles			580,000	942,000	1,791,000	2,230,000	2,990,000	387,000
Other	642,000		14,339,000	14,902,000	16,289,000	18,316,000	18,023,000	16,585,000
Total Project Costs	\$	8,167,000	\$	20,988,000	\$	30,367,000	\$	22,669,000
								\$
								22,765,000
								\$
								24,176,000
								\$
								21,653,800

Funding Sources:

Federal Sources	\$	0	\$	0	\$	0	\$	0	\$	0
State Sources		0		0		0		0		0
Impact Fees		0		0		0		0		0
Private Contributions		0		0		0		0		0
Revenue Bonds	8,167,000		20,788,000	30,367,000	22,669,000	22,765,000	24,176,000	21,653,800		
Special Assessments		0		0		0		0		0
TIF Cash		0		0		0		0		0
County Sources		0		0		0		0		0
Reserves Applied		0	200,000	0	0	0	0	0	0	0
Other		0		0		0		0		0
Total Other Sources	\$	8,167,000	\$	20,988,000	\$	30,367,000	\$	22,669,000	\$	22,765,000
										\$
										24,176,000
										\$
										21,653,800

G.O. General Fund	\$	0	\$	0	\$	0	\$	0	\$	0
G.O. Non-General Fund	\$	0	\$	0	\$	0	\$	0	\$	0
Total G.O. Debt	\$	0	\$	0	\$	0	\$	0	\$	0

Estimated Annual Debt Service

G.O. General Fund	\$	0	\$	0	\$	0	\$	0	\$	0
G.O. Non-General Fund	\$	0	\$	0	\$	0	\$	0	\$	0

**2016
Capital Budget**

Agency Name: Water Utility

Agency No.: 86

Arbor Hills Fire Flow Supply

Project No. 10435

GO	\$	0	Booster pump station #118 was constructed and put into service in year 2012. Pipeline improvements also were constructed in 2012, and the last phase of the project, phase 4 of the cannonball pipeline, is budgeted to be constructed in 2016. The recommended GO borrowing is a reauthorization of 2015 appropriations.
Other		642,000	
		<u>642,000</u>	
	\$	<u>642,000</u>	

Asset Management System

Project No. 17097

GO	\$	0	This request will provide funding to develop a city-wide comprehensive asset management program which includes valuation of assets, maintenance, and replacement from a city-wide approach. This will include a software system where specific program area functions will be configured to meet the needs of Public Works including Engineering, Traffic Engineering, Water Utility and possibly other agencies. Other funding is from Water Utility reserves.
Other		200,000	
		<u>200,000</u>	
	\$	<u>200,000</u>	

Booster Station #106 Reconstruction

Project No. 10444

GO	\$	0	The rebuilding of outdated booster pump station 106 was finished in 2014. To fully benefit from the pump station upgrade, hydraulic capacity improvements to the distribution system have been budgeted and planned. Other funding is from revenue bonds.
Other		981,000	
		<u>981,000</u>	
	\$	<u>981,000</u>	

Far West Elevated Reservoir

Project No. 10445

GO	\$	0	This project combines 2014 capital projects #14 (zone 11 Blackhawk elevated reservoir) and #23 into one. The intent is to combine pressure zones 10 and 11, and construct a single far west side 1 million gallon elevated reservoir to hydraulically balance the two zones and supplement the storage at High Point Road. The 250,000 gallon High Point Road reservoir is reaching its capacity and does not provide sufficient emergency reserve capacity. Providing minimum fire flow requirements to this area of the distribution system is necessary to meet minimum utility standards. The project also provides a second feed to the area by using booster station 128, improving reliability. This 2006 Water Master Plan identified two elevated reservoirs for the far west side and this project will combine those two projects. Other funding is from revenue bonds.
Other		284,000	
		<u>284,000</u>	
	\$	<u>284,000</u>	

Lakeview Reservoir Reconstruction

Project No. 10439

GO	\$	0	Construction of the Lakeview Reservoir started in 2015. Reconstruction of the Lakeview Reservoir will replace an aging storage tank for pressure zone 5 and provide much needed additional gravity fed water storage in zone 6e on the north side of the city. Storage is needed in zone 6e to provide additional operational flexibility and emergency backup. The reservoir is being developed as a two zone facility to optimize the use of the site. This project is justified in the Water Master Plan, and will improve fire fighting capacity and reliability to both pressure zone 5 and pressure zone 6e. The foundation will be complete in the summer of 2015, the tank will be completed in the spring of 2016 and painting will be completed in the summer of 2016. The recommended funding includes \$2,080,000 in reauthorized revenue bonds from 2015 appropriations.
Other		3,460,000	
		<u>3,460,000</u>	
	\$	<u>3,460,000</u>	

		Paterson Street Remodel	Project No. 10442
GO	\$	0	This project funds rebuilding of the Utility's operations center at Paterson Street, currently scheduled to start in the fall of 2015, and to be finished and in service in early 2017. The vehicle maintenance area is too small for modern equipment and compromises employee safety. Building air quality and ventilation does not meet modern standards. The office space, locker rooms and other functional storage spaces do not meet current needs. The project also includes construction of a materials handling building that will free up space in the vehicle storage building and improve efficiency during winter operations. Utility staff have been working with the Planning Division on use of the property considering the long-term redevelopment of the area. The recommended funding includes \$4,444,000 in reauthorized revenue bonds from 2015 appropriations.
Other		6,239,000	
		<u>\$ 6,239,000</u>	

		Pump Station Improvements	Project No. 10446
GO	\$	0	This project includes various pump station, pressure reducing valve (PRV) stations, well improvement and upgrade tasks recommended by the Water Utility Master Plan. Water Utility reserves will pay for 2016 improvements.
Other		448,000	
		<u>\$ 448,000</u>	

		Unit Well No. 8 Reconstruction	Project No. 10944
GO	\$	0	The project will upgrade and replace well 8. The project will include installation of a filter for iron and manganese to address current water quality issues at well 8. Due to the colored water resulting from the iron and manganese, well operation is currently limited to summer only and a total production of approximately 100 million gallons per year. The recommended funding includes reauthorizing \$20,000 in revenue bonds from 2015 appropriations.
Other		70,000	
		<u>\$ 70,000</u>	

		Voc Air Stripper at Well 18	Project No. 12016
GO	\$	0	Construction of a VOC air stripper at well 18 will address the pending water quality and regulatory issues due to increasing volatile organic compound (VOC) levels at the well. Recent water quality monitoring at the well has indicated an increasing trend in the VOC levels. Additionally, regulatory changes may result in lower VOC limits, dictating the need to treat the water at well 18. Well 18 provides an excellent source of water to the south side of Madison within pressure zone 6w. It is in the Water Utility's best interest to maintain the well. The proposed budget anticipates construction of an air stripper in well 18 in 2019, with the facility in full operation in 2020.
Other		0	
		<u>\$ 0</u>	

		Water Mains - New	Project No. 10856
GO	\$	0	This project installs new water mains to help strengthen the existing distribution system, improve pressures, improve fire protection, allow transfer of water from pressure zone to pressure zone, and serve the growing Madison area. Mains installed within this project will implement recommended hydraulic improvements from the 2006 Water Utility Master Plan. The capital improvement program proposes to significantly increase pipeline investment for hydraulic needs beginning in 2016 and increase this portion of the budget over the succeeding 15 years to meet Master Plan recommendations. Other funding is from revenue bonds.
Other		1,350,000	
		<u>\$ 1,350,000</u>	

		Water Mains Replace Rehab Improve	Project No.	10432
GO	\$	0		
Other		11,719,000		
		<u>\$ 11,719,000</u>		

Madison Water Utility has a planned system replacement and upgrade program that provides for annual main replacement and rehabilitation. Assessment of an aging infrastructure indicates the Utility must replace or rehabilitate over 400 miles of pipe in approximately a 40 year period to renew and maintain the system. A planned annual increase in spending to accomplish this goal by 2050 will be continued. Other funding is from revenue bonds.

		Water Utility Facility Improvements	Project No.	10440
GO	\$	0		
Other		1,307,000		
		<u>\$ 1,307,000</u>		

This is one project within the Utility's system-wide miscellaneous projects for 2016. These miscellaneous projects repair, rehabilitate and improve Utility facilities, as well as improve security and monitoring of facilities. These projects include but are not necessarily limited to lighting, roofing, painting, video camera surveillance, improved doors and hatches, fencing, alarm systems, online monitoring, and other upgrades to the Utility's 33 remote sites, the administration building, and operations center's vehicle storage building. Revenue bonds will pay for the following projects in 2016: meter program (\$208,000), Olin administration office maintenance (\$51,000), Paterson office and shop maintenance (\$25,000), Paterson vehicle storage building maintenance (\$58,000), safety additions and modifications to wells (\$72,000), Scada maintenance and six year upgrade (\$100,000), well video system upgrades (\$43,000), and other improvements.

		Well 12 Conversion	Project No.	10452
GO	\$	0		
Other		1,550,000		
		<u>\$ 1,550,000</u>		

The 2006 Water Utility Master Plan recommends that well 12 be converted to a two zone well. This conversion will provide operational flexibility and reliability to the west side supply system. Pumps and a pressure reducing valve will be added to the well 12 facility to move water from pressure zone 7 to pressure zone 8 and vice versa. The recommended funding includes reauthorizing \$631,000 in revenue bonds from 2015 appropriations.

		Well 19 Iron/Manganese Filter	Project No.	10448
GO	\$	0		
Other		585,000		
		<u>\$ 585,000</u>		

Construction of an iron and manganese filter at well 19 will address the water quality in the well 19 service area due to elevated levels of iron and manganese. The iron and manganese levels exceed Madison Water Utility water quality goals. Accumulation of iron and manganese solids in the distribution system results in a need for additional flushing to minimize the risk of colored water reaching customers. Removing the iron and manganese from the water using a filter improves water quality and reduces the need for frequent flushing. The project will benefit existing customers in the west UW-Madison campus area in pressure zone 6w. The recommended funding includes reauthorizing \$100,000 in revenue bonds from 2015 appropriations.

		Well 29 Conversion	Project No.	10451
GO	\$	0		
Other		0		
		<u>\$ 0</u>		

The filter system at unit well 29 was originally constructed with 50% capacity of the well. The filters are rated at 1,100 gallons per minute (GPM) due to a concern with contaminants under the Sycamore Landfill. A sentry well was installed between the landfill and the well to monitor water quality. Current pumping and water quality data at the sentry well show no indication of a problem with the Sycamore Landfill with regard to well 29 operation. It is proposed to increase the capacity of the filtration system to 2,200 GPM to match the capacity of the well while maintaining the annual pumping at 560 million gallons per year.

		Zone 4 Fire Flow Supply Augment	Project No. 10434
GO	\$	0	Unit well 31 will start in 2015 with the construction of the site ground reservoir. The well house, filter, and booster pump station will be constructed in 2017. The well 31 project will correct a significant system deficiency in the southeast corner of the system identified by the Water Utility Master Plan. Due to significant expansion of the system over the years to the south and east, the hydraulics of the system will not adequately serve this area for fire flow supply or system reliability and redundancy. Adding a second source of supply to the area will improve fire flow capacity and bring the water system level of service for the area up to Utility standards. Two test wells were constructed in 2012, and the production well was drilled in 2013. Unit well 31 was designed in 2014, and construction will start in mid 2015. The well is to be finished and in service in 2018. The recommended funding includes reauthorizing \$250,000 in revenue bonds from 2015 appropriations.
Other		320,000	
	\$	<u>320,000</u>	

		Zones 7 and 8 Supply: Whitney Way	Project No. 10438
GO	\$	0	The 2006 Water Master Plan recommends an additional well to serve pressure zones 7 and 8 to improve operational flexibility and system reliability to the west side. This recommendation was verified in 2009 in an analysis of the water demand in zone 7. This facility will provide significant operational flexibility to the Utility within this area of the system and ultimately benefit five different pressure zones across the entire west side. Projected development and growth on the west side and the Utility's stated policy of limiting average well pumpage to 50% of capacity for long-term groundwater management make this an important water supply project. The new well is projected to start in 2024.
Other		0	
	\$	<u>0</u>	

**2016
Capital Budget
Summary**

Agency Name: **Water Utility**

Agency Number: **86**

Project Name	Agency Request	Executive	Executive		
			G.O. Debt	Other Funding	Total
1 Arbor Hills Fire Flow Supply	\$ 642,000	\$ 642,000	\$ 0	\$ 642,000	\$ 642,000
2 Asset Management System	200,000	200,000	0	200,000	200,000
3 Booster Station #106 Reconstruction	981,000	981,000	0	981,000	981,000
4 Far West Elevated Reservoir	284,000	284,000	0	284,000	284,000
5 Lakeview Reservoir Reconstruction	3,460,000	3,460,000	0	3,460,000	3,460,000
6 Paterson St Remodel	6,239,000	6,239,000	0	6,239,000	6,239,000
7 Pump Station Improvements	448,000	448,000	0	448,000	448,000
8 Unit Well No. 8 Reconstruction	70,000	70,000	0	70,000	70,000
9 Voc Air Stripper At Well 18	0	0	0	0	0
10 Water Mains - New	1,350,000	1,350,000	0	1,350,000	1,350,000
11 Water Mains Replace Rehab Improve	11,719,000	11,719,000	0	11,719,000	11,719,000
12 Water Utility Facility Improvements	1,307,000	1,307,000	0	1,307,000	1,307,000
13 Well 12 Conversion	1,550,000	1,550,000	0	1,550,000	1,550,000
14 Well 19 Iron/Manganese Filter	585,000	585,000	0	585,000	585,000
15 Well 29 Filter Capacity Expansion	0	0	0	0	0
16 Zone 4 Fire Flow Supply Augment	320,000	320,000	0	320,000	320,000
17 Zones 7 & 8 Supply: Whitney Way	0	0	0	0	0
Total	\$ 29,155,000	\$ 29,155,000	\$ 0	\$ 29,155,000	\$ 29,155,000

TAX INCREMENTAL FINANCING (TIF) DISTRICTS

CASH FLOW STATEMENTS

The TIF information attached is provided for informational and convenience purposes only, and is not intended to be adopted as part of the Capital Budget.

**Tax Incremental Financing
Citywide Summary - All Active TIDs
2016 Executive Budget**

<u>No. Name</u>	<u>Year of Inception</u>	<u>Base Value</u>	<u>2015 Value</u>	<u>Accumulated TIF Increment Change July 29, 2015</u>	<u>2015 Ratio of Debt Svc. and Cap. Leases to Annual Revenues (excluding borrowing)</u>	<u>Dec. 31, 2016 Projected Cash Balance</u>	<u>Dec. 31, 2016 Balance of Unrecovered Costs (Fav.)</u>	<u>2016 Capital Budget Requested</u>
25 Wilson Street	1995	\$38,606,700	\$191,267,100	395%	12%	(\$1,217,164)	\$16,097,540	\$57,391,000
27 West Broadway	1998	4,545,600	27,269,400	500%	0%	1,228,921	(1,228,920)	1,001,000
29 Allied Terrace	2000	41,741,400	57,736,100	38%	242%	(3,051,474)	3,983,874	1,000
32 State Street	2003	409,445,200	730,400,100	78%	29%	5,784,279	(2,064,034)	1,899,000
33 Monroe Street	2004	1,327,300	24,593,400	1753%	4%	73,549	(73,552)	500,000
35 Todd Drive	2005	25,800,600	57,077,400	121%	39%	1,962,054	(1,402,054)	500,000
36 Capitol Gateway	2005	76,120,800	131,614,500	73%	69%	3,107,962	18,331,447	10,139,000
37 Union Corners	2006	43,466,900	57,004,600	31%	218%	(3,623,231)	5,200,950	32,000
38 Badger/Ann/Park	2008	54,203,700	51,850,400	-4%	N/A	(3,930,775)	5,128,071	-
39 Stoughton Road	2008	263,256,500	267,469,600	2%	-308978%	(378,968)	2,245,064	534,000
40 Northside	2009	165,175,300	159,607,900	-3%	9%	(243,020)	280,517	-
41 University/Whitney	2011	18,703,300	52,211,900	179%	51%	1,028,839	1,985,699	1,000
42 Wingra	2012	50,866,200	68,002,200	34%	N/A	29,112	2,926,045	31,000
43 Park/Drake	2013	25,870,100	47,433,500	83%	N/A	456,336	242,837	302,000
44 Royster Clark	2013	30,448,400	34,860,300	14%	N/A	1,047,523	3,427,118	3,000
x West Beltline	N/A	N/A	N/A	N/A	N/A	-	-	-
45 Capitol Square West	N/A	N/A	N/A	N/A	N/A	(1,590,008)	(9,907,008)	1,695,000
46 Research Park	N/A	N/A	N/A	N/A	N/A	-	2,500,000	2,500,000
Unallocated	N/A	N/A	N/A	N/A	N/A	-	-	545,000
						\$ 683,936	\$ 47,673,594	\$ 77,074,000

**Tax Incremental Financing
Citywide Summary - All Active TIDs
2016 Executive Budget**

	<u>2014 Actual</u>	<u>2015 Budget</u>	<u>2015 Projected</u>	<u>2016 Requested Budget</u>
Cash Balance (Deficit), January 1	\$ 28,711,321	\$ 24,399,779	\$ 28,135,860	\$ 22,984,035
Project Inflows:				
Incremental Revenues	11,939,533	13,739,613	13,759,034	13,909,817
Computer Reimbursement	569,847	302,583	530,588	372,460
Payment on Advance	-	-	-	-
Interest Income	239,698	327,129	249,299	284,987
Proceeds from Borrowing	8,097,134	23,717,000	5,000,000	30,345,000
Developer Capital Funding	2,693,526	450,000	450,000	450,000
Application Fees	51,737	-	-	-
Blocks 88 and 105 Land Sale Proceeds				4,200,000
Other	3,142,021	-	-	1,400,000
Total Inflows:	<u>\$ 26,733,496</u>	<u>\$ 38,536,325</u>	<u>\$ 19,988,921</u>	<u>\$ 50,962,264</u>
Project Outflows:				
Engineering: Ped. Bike	-	650,000	150,000	500,000
Engineering: Major Streets	5,849,142	2,075,000	1,325,000	5,815,000
Engineering: Storm Water	15,129	-	-	-
Engineering: Sewer Utility	-	-	-	-
Parks	1,004,131	65,000	63,000	30,000
PCED: Neighborhood Center -- Payments to Developers				500,000
PCED: Payments to Developers	7,762,000	17,817,000	13,317,000	8,550,000
PCED: Planning Studies	-	-	-	-
PCED: Affordable Hsg. - Payments to Developers	-	-	-	500,000
PCED: Affordable Hsg. Set Aside	-	-	-	1,000,000
PCED: Other	95,780	6,415,000	1,015,000	1,315,000
Engineering: Other	-	-	-	-
Judge Doyle Square -- Jobs TIF				12,000,000
Judge Doyle Square -- Private Accessory Parking Ramp				20,800,000
Judge Doyle Square -- Return of Equity Grant to Project				13,937,000
Judge Doyle Square -- Parking Utility Ramp at Judge Doyle Square				400,000
Debt Service-Principal	5,979,640	6,746,328	6,745,268	7,612,048
Debt Service-Interest	1,145,632	1,202,549	1,173,976	1,250,548
Pay Advances-Principal	-	-	-	-
Pay Advances-Interest	45,161	53,557	53,557	44,122
Capital Lease-Principal	3,385,000	555,000	555,000	625,000
Capital Lease-Interest	445,748	469,495	469,495	430,645
Refund to Overlying Districts	-	-	-	-
Transfer to TID 38	-	-	-	500,000
Staff Costs	410,956	250,000	251,200	250,000
Audit Costs	33,500	20,000	22,050	20,000
Other	81,234	-	200	7,000,000
Total Outflows:	<u>\$ 26,253,053</u>	<u>\$ 36,318,928</u>	<u>\$ 25,140,746</u>	<u>\$ 83,079,363</u>
Annual Net Cash Flow	<u>\$ 480,443</u>	<u>\$ 2,217,397</u>	<u>\$ (5,151,824)</u>	<u>\$ (32,117,099)</u>
Cash Balance (Deficit), December 31	<u>\$ 29,191,763</u>	<u>\$ 26,617,175</u>	<u>\$ 22,984,035</u>	<u>\$ (9,133,064)</u>
Memo: Unrecovered Costs (Fav.)	\$ 19,324,302	\$ 36,648,761	\$ 22,175,859	\$ 74,900,910

**Tax Incremental Financing
TID #25 - Wilson Street Corridor
Inception 1995**

	<u>2014 Actual</u>	<u>2015 Budget</u>	<u>2015 Projected</u>	<u>2016 Requested Budget</u>
Cash Balance (Deficit), January 1	\$ 22,806,643	\$ 23,401,519	\$ 25,542,899	\$ 28,546,211
Project Inflows:				
Incremental Revenues	3,767,151	3,693,123	3,711,160	3,820,341
Computer Reimbursement	35,211	45,105	45,105	45,105
Payment on Advance	-	-	-	-
Interest Income	151,529	234,015	178,800	199,823
Proceeds from Borrowing	-	-	-	10,000,000
Developer Capital Funding	2,693,526	450,000	450,000	450,000
Application Fees	-	-	-	-
Blocks 88 and 105 Land Sale Proceeds	-	-	-	4,200,000
Other	36	-	-	-
Total Inflows:	<u>\$ 6,647,453</u>	<u>\$ 4,422,243</u>	<u>\$ 4,385,065</u>	<u>\$ 18,715,270</u>
Project Outflows:				
Engineering: Ped Bike	-	-	-	-
Engineering: Major Streets	-	-	-	-
Engineering: Storm Water	-	-	-	-
Engineering: Sewer Utility	-	-	-	-
Parks	-	4,000	4,000	4,000
PCED: Payments to Developers	-	-	-	-
PCED: Planning Studies	-	-	-	-
PCED: Affordable Hsg. Set Aside	-	-	-	-
PCED: Other	4,863	320,000	320,000	250,000
Engineering: Other	-	-	-	-
Judge Doyle Square -- Jobs TIF	-	-	-	12,000,000
Judge Doyle Square -- Private Accessory Parking Ramp	-	-	-	20,800,000
Judge Doyle Square -- Return of Equity Grant to Project	-	-	-	13,937,000
Judge Doyle Square -- Parking Utility Ramp at Judge Doyle Square	-	-	-	400,000
Debt Service-Principal	1,210	-	1,210	-
Debt Service-Interest	48	-	48	-
Pay Advances-Principal	-	-	-	-
Pay Advances-Interest	-	-	-	-
Capital Lease-Principal	3,385,000	555,000	555,000	625,000
Capital Lease-Interest	445,748	469,495	469,495	430,645
Refund to Overlying Districts	-	-	-	-
Staff Costs	63,594	30,000	30,000	30,000
Audit Costs	2,025	2,000	2,000	2,000
Other	8,709	-	-	-
Total Outflows:	<u>\$ 3,911,197</u>	<u>\$ 1,380,495</u>	<u>\$ 1,381,753</u>	<u>\$ 48,478,645</u>
Annual Net Cash Flow	<u>\$ 2,736,256</u>	<u>\$ 3,041,748</u>	<u>\$ 3,003,312</u>	<u>\$ (29,763,375)</u>
Cash Balance (Deficit), December 31	<u>\$ 25,542,899</u>	<u>\$ 26,443,267</u>	<u>\$ 28,546,211</u>	<u>\$ (1,217,164)</u>
Memo: Unrecovered Costs (Fav.)*	<u>\$ (19,481,313)</u>	<u>\$ (20,936,685)</u>	<u>\$ (23,040,835)</u>	<u>\$ 16,097,540</u>

Includes 2016 amounts as follows:

Short-Term Borrowing	borrowing	10,000,000
Parks Street Tree Replacements	cash	4,000
Judge Doyle Square -- Jobs TIF to Exact Sciences	cash	12,000,000
Judge Doyle Square -- Private Accessory Parking Ramp	cash	20,800,000
Judge Doyle Square -- Return of Equity Grant to Project	cash	13,937,000
Judge Doyle Square -- Parking Utility Ramp at Judge Doyle Square	cash	400,000
PCED Project No. 12 - South Capitol TOD (Judge Doyle Sq.)	cash	250,000
		<u>\$ 57,391,000</u>

**Tax Incremental Financing
TID #27 - West Broadway
Inception 1998**

	<u>2014 Actual</u>	<u>2015 Budget</u>	<u>2015 Projected</u>	<u>2016 Requested Budget</u>
Cash Balance (Deficit), January 1	\$ 636,133	\$ 1,116,548	\$ 1,120,518	\$ 1,659,540
Project Inflows:				
Incremental Revenues	570,333	563,185	562,674	563,185
Computer Reimbursement	7,676	7,970	7,573	7,580
Payment on Advance	-	-	-	-
Interest Income	6,523	11,165	7,844	11,617
Proceeds from Borrowing	-	-	-	-
Developer Capital Funding	-	-	-	-
Application Fees	-	-	-	-
Other	-	-	-	-
Total Inflows:	<u>\$ 584,532</u>	<u>\$ 582,320</u>	<u>\$ 578,091</u>	<u>\$ 582,381</u>
Project Outflows:				
Engineering: Ped Bike	-	-	-	-
Engineering: Major Streets	-	-	-	-
Engineering: Storm Water	-	-	-	-
Engineering: Sewer Utility	-	-	-	-
Parks	-	1,000	1,000	1,000
PCED: Neighborhood Center -- Payments to Developers	-	-	-	500,000
PCED: Planning Studies	-	-	-	-
PCED: Affordable Hsg. - Payments to Developers	-	-	-	500,000
PCED: Other	-	-	-	-
Engineering: Other	-	-	-	-
Debt Service-Principal	77,238	25,433	25,433	-
Debt Service-Interest	3,280	636	636	-
Pay Advances-Principal	-	-	-	-
Pay Advances-Interest	-	-	-	-
Capital Lease-Principal	-	-	-	-
Capital Lease-Interest	-	-	-	-
Refund to Overlying Districts	-	-	-	-
Staff Costs	17,727	10,000	10,000	10,000
Audit Costs	1,600	2,000	2,000	2,000
Other:	302	-	-	-
Total Outflows:	<u>\$ 100,147</u>	<u>\$ 39,069</u>	<u>\$ 39,069</u>	<u>\$ 1,013,000</u>
Annual Net Cash Flow	<u>\$ 484,385</u>	<u>\$ 543,251</u>	<u>\$ 539,022</u>	<u>\$ (430,619)</u>
Cash Balance (Deficit), December 31	<u>\$ 1,120,518</u>	<u>\$ 1,659,799</u>	<u>\$ 1,659,540</u>	<u>\$ 1,228,921</u>
Memo: Unrecovered Costs (Fav.)	\$ (1,095,084)	\$ (2,228,223)	\$ (1,659,539)	\$ (1,228,920)
Includes 2016 amounts as follows:				
PCED, Affordable Housing			cash	500,000
PCED, Neighborhood Center			cash	500,000
Parks, Project #17453, Street Tree Replacements			cash	1,000
				<u>\$ 1,001,000</u>

**Tax Incremental Financing
TID #29 - Allied Terrace
Inception 2000**

	<u>2014 Actual</u>	<u>2015 Budget</u>	<u>2015 Projected</u>	<u>2016 Requested Budget</u>
Cash Balance (Deficit), January 1	\$ (1,288,964)	\$ (1,846,693)	\$ (1,834,712)	\$ (2,579,219)
Project Inflows:				
Incremental Revenues	492,704	306,514	272,722	305,441
Computer Reimbursement	6,654	6,718	3,683	4,125
Payment on Advance	-	-	-	-
Interest Income	-	-	-	-
Proceeds from Borrowing	-	-	-	-
Developer Capital Funding	-	-	-	-
Application Fees	-	-	-	-
Other	8,267	-	-	-
Total Inflows:	<u>\$ 507,625</u>	<u>\$ 313,232</u>	<u>\$ 276,405</u>	<u>\$ 309,566</u>
Project Outflows:				
Engineering: Ped Bike	-	-	-	-
Engineering: Major Streets	-	-	-	-
Engineering: Storm Water	-	-	-	-
Engineering: Sewer Utility	-	-	-	-
Parks	-	1,000	1,000	1,000
PCED: Payments to Developers	-	-	-	-
PCED: Planning Studies	-	-	-	-
PCED: Affordable Hsg. Set Aside	-	-	-	-
PCED: Other	-	-	-	-
Engineering: Other	-	-	-	-
Debt Service-Principal	884,891	884,964	884,964	683,297
Debt Service-Interest	143,232	95,686	95,686	58,262
Pay Advances-Principal	-	-	-	-
Pay Advances-Interest	7,262	7,262	7,262	7,262
Capital Lease-Principal	-	-	-	-
Capital Lease-Interest	-	-	-	-
Refund to Overlying Districts	-	-	-	-
Staff Costs	14,343	30,000	30,000	30,000
Audit Costs	3,225	2,000	2,000	2,000
Other	420	-	-	-
Total Outflows:	<u>\$ 1,053,373</u>	<u>\$ 1,020,912</u>	<u>\$ 1,020,912</u>	<u>\$ 781,821</u>
Annual Net Cash Flow	<u>\$ (545,748)</u>	<u>\$ (707,680)</u>	<u>\$ (744,507)</u>	<u>\$ (472,255)</u>
Cash Balance (Deficit), December 31	<u>\$ (1,834,712)</u>	<u>\$ (2,554,373)</u>	<u>\$ (2,579,219)</u>	<u>\$ (3,051,474)</u>
Memo: Unrecovered Costs (Fav.)	\$ 4,335,373	\$ 4,116,319	\$ 4,194,916	\$ 3,983,874

Note: Not included in the operating statement is a note due from Gorman Companies regarding Avalon Village for \$1M plus accrued interest, due 10/5/22.

Includes 2016 amounts as follows:

Parks, Project #17453, Street Tree Replacements	cash	1,000
		<u>\$ 1,000</u>

Tax Incremental Financing
TID #32 - State Street
 Inception 2003

	<u>2014 Actual</u>	<u>2015 Budget</u>	<u>2015 Projected</u>	<u>2016 Requested Budget</u>
Cash Balance (Deficit), January 1	\$ 8,358,414	\$ 3,142,061	\$ 1,869,689	\$ 4,476,212
Project Inflows:				
Incremental Revenues	3,844,733	4,413,792	4,435,349	4,439,380
Computer Reimbursement	82,583	19,729	95,269	95,356
Payment on Advance	-	-	-	-
Interest Income	48,699	31,421	13,088	31,333
Proceeds from Borrowing	-	-	-	-
Developer Capital Funding	-	-	-	-
Application Fees	1,100	-	-	-
Other	-	-	-	-
Total Inflows:	<u>\$ 3,977,115</u>	<u>\$ 4,464,942</u>	<u>\$ 4,543,706</u>	<u>\$ 4,566,069</u>
Project Outflows:				
Engineering: Ped Bike	-	650,000	150,000	500,000
Engineering: Major Streets	5,830,441	900,000	150,000	850,000
Engineering: Storm Water	-	-	-	-
Engineering: Sewer Utility	-	-	-	-
Parks	-	44,000	44,000	9,000
PCED: Payments to Developers	3,195,000	-	-	-
PCED: Planning Studies	-	-	-	-
PCED: Affordable Hsg. Set Aside	-	-	-	-
PCED: Other	-	870,000	200,000	540,000
Engineering: Other	-	-	-	-
Debt Service-Principal	1,159,335	1,170,542	1,170,542	1,168,563
Debt Service-Interest	226,132	190,641	190,641	158,439
Pay Advances-Principal	-	-	-	-
Pay Advances-Interest	-	-	-	-
Capital Lease-Principal	-	-	-	-
Capital Lease-Interest	-	-	-	-
Refund to Overlying Districts	-	-	-	-
Staff Costs	52,605	30,000	30,000	30,000
Audit Costs	2,025	2,000	2,000	2,000
Other	302	-	-	-
Total Outflows:	<u>\$ 10,465,840</u>	<u>\$ 3,857,183</u>	<u>\$ 1,937,183</u>	<u>\$ 3,258,002</u>
Annual Net Cash Flow	<u>\$ (6,488,725)</u>	<u>\$ 607,759</u>	<u>\$ 2,606,523</u>	<u>\$ 1,308,067</u>
Cash Balance (Deficit), December 31	<u>\$ 1,869,689</u>	<u>\$ 3,749,820</u>	<u>\$ 4,476,212</u>	<u>\$ 5,784,279</u>
Memo: Unrecovered Costs (Fav.)	\$ 4,189,660	\$ 1,138,988	\$ 412,596	\$ (2,064,034)
Includes 2016 amounts as follows:				
Parks Street Tree Replacements				9,000
PCED Upper State Street Grant Programs				540,000
Eng. - Major Streets Johnson Street St. East				850,000
Eng. - Bicycle and Ped., State St. 700/800 Blocks				500,000
				<u>\$ 1,899,000</u>

**Tax Incremental Financing
TID #33 - Monroe Harrison
Inception 2004**

	2014 <u>Actual</u>	2015 <u>Budget</u>	2015 <u>Projected</u>	2016 <u>Requested Budget</u>
Cash Balance (Deficit), January 1	\$ (505,257)	\$ (219,918)	\$ (222,364)	\$ 50,717
Project Inflows:				
Incremental Revenues	566,964	541,532	544,177	544,671
Computer Reimbursement	675	-	648	648
Payment on Advance	-	-	-	-
Interest Income	-	-	-	355
Proceeds from Borrowing	-	-	-	-
Developer Capital Funding	-	-	-	-
Application Fees	-	-	-	-
Other (Developer Guarantee)	-	-	-	-
Total Inflows:	<u>\$ 567,639</u>	<u>\$ 541,532</u>	<u>\$ 544,825</u>	<u>\$ 545,675</u>
Project Outflows:				
Engineering: Ped Bike	-	-	-	-
Engineering: Major Streets	-	-	-	-
Engineering: Storm Water	-	-	-	-
Engineering: Sewer Utility	-	-	-	-
Parks	-	-	-	-
PCED: Payments to Developers	-	-	-	-
PCED: Planning Studies	-	-	-	-
PCED: Affordable Hsg. Set Aside	-	-	-	500,000
PCED: Other	-	-	-	-
Engineering: Other	-	-	-	-
Debt Service-Principal	253,485	253,485	253,485	19,803
Debt Service-Interest	24,279	12,717	12,717	1,040
Pay Advances-Principal	-	-	-	-
Pay Advances-Interest	3,558	2,118	2,118	-
Capital Lease-Principal	-	-	-	-
Capital Lease-Interest	-	-	-	-
Refund to Overlying Districts	-	-	-	-
Staff Costs	1,192	-	1,200	-
Audit Costs	2,025	2,000	2,025	2,000
Other	207	-	200	-
Total Outflows:	<u>\$ 284,746</u>	<u>\$ 270,320</u>	<u>\$ 271,744</u>	<u>\$ 522,843</u>
Annual Net Cash Flow	<u>\$ 282,893</u>	<u>\$ 271,212</u>	<u>\$ 273,081</u>	<u>\$ 22,832</u>
Cash Balance (Deficit), December 31	<u>\$ (222,364)</u>	<u>\$ 51,294</u>	<u>\$ 50,717</u>	<u>\$ 73,549</u>
Memo: Unrecovered Costs (Fav.)	\$ 495,648	\$ (31,710)	\$ (30,917)	\$ (73,552)

Includes 2016 amounts as follows:

PCED, Affordable Housing	500,000
	<u>\$ 500,000</u>

This TID is projected to have recovered its costs and will be kept open for an additional year of increment in support of Affordable Housing projects Citywide, as permitted under State law.

Tax Incremental Financing
TID #35 - Todd Drive / West Beltline
 Inception 2005

	<u>2014 Actual</u>	<u>2015 Budget</u>	<u>2015 Projected</u>	<u>2016 Requested Budget</u>
Cash Balance (Deficit), January 1	\$ 1,271,854	\$ 1,219,642	\$ 1,568,940	\$ 2,008,015
Project Inflows:				
Incremental Revenues	774,084	756,381	760,075	760,765
Computer Reimbursement	27,556	30,472	27,057	27,057
Payment on Advance	-	-	-	-
Interest Income	9,493	12,196	10,983	14,056
Proceeds from Borrowing	-	-	-	-
Developer Capital Funding	-	-	-	-
Application Fees	750	-	-	-
Other	-	-	-	-
Total Inflows:	<u>\$ 811,883</u>	<u>\$ 799,049</u>	<u>\$ 798,115</u>	<u>\$ 801,879</u>
Project Outflows:				
Engineering: Ped Bike	-	-	-	-
Engineering: Major Streets	-	-	-	-
Engineering: Storm Water	-	-	-	-
Engineering: Sewer Utility	-	-	-	-
Parks	-	-	-	-
PCED: Payments to Developers	150,000	-	-	-
PCED: Planning Studies	-	-	-	-
PCED: Affordable Hsg. Set Aside	-	-	-	-
PCED: Other	-	-	-	-
Engineering: Other	-	-	-	-
Debt Service-Principal	280,000	280,000	280,000	280,000
Debt Service-Interest	57,540	47,040	47,040	35,840
Pay Advances-Principal	-	-	-	-
Pay Advances-Interest	-	-	-	-
Capital Lease-Principal	-	-	-	-
Capital Lease-Interest	-	-	-	-
Refund to Overlying Districts	-	-	-	-
Transfer to TID 38	-	-	-	500,000
Staff Costs	24,377	30,000	30,000	30,000
Audit Costs	2,025	2,000	2,000	2,000
Other	855	-	-	-
Total Outflows:	<u>\$ 514,797</u>	<u>\$ 359,040</u>	<u>\$ 359,040</u>	<u>\$ 847,840</u>
Annual Net Cash Flow	<u>\$ 297,086</u>	<u>\$ 440,009</u>	<u>\$ 439,075</u>	<u>\$ (45,961)</u>
Cash Balance (Deficit), December 31	<u>\$ 1,568,940</u>	<u>\$ 1,659,651</u>	<u>\$ 2,008,015</u>	<u>\$ 1,962,054</u>
Memo: Unrecovered Costs (Fav.)	\$ (448,940)	\$ (819,652)	\$ (1,168,015)	\$ (1,402,054)

Includes 2016 amounts as follows:

Transfer to TID 38

500,000

Note: A resolution (RES-14-00388) adopted 5/20/14 authorizes amendment of the project plan to provide for a "donor-recipient" arrangement between TIDs #35 and #38, whereby TID 35, as a donor TID, will, starting in 2016, transfer \$500,000 per year to TID #38 for five years, or a total of \$2,500,000.

\$ 500,000

**Tax Incremental Financing
TID #36 - Capitol Gateway Corridor
Inception 2005**

	<u>2014 Actual</u>	<u>2015 Budget</u>	<u>2015 Projected</u>	<u>2016 Requested Budget</u>
Cash Balance (Deficit), January 1	\$ 1,651,269	\$ 4,081,534	\$ 4,110,578	\$ 2,303,435
Project Inflows:				
Incremental Revenues	815,939	1,661,715	1,669,831	1,671,349
Computer Reimbursement	74,933	78,242	78,242	78,242
Payment on Advance	-	-	-	-
Interest Income	14,810	40,815	28,774	23,034
Proceeds from Borrowing	5,653,664	3,310,000	-	10,000,000
Developer Capital Funding	-	-	-	-
Application Fees	19,887	-	-	-
Other	3,112,501	-	-	1,400,000
Total Inflows:	<u>\$ 9,691,734</u>	<u>\$ 5,090,772</u>	<u>\$ 1,776,847</u>	<u>\$ 13,172,625</u>
Project Outflows:				
Engineering: Ped Bike	-	-	-	-
Engineering: Major Streets	5,461	1,175,000	1,175,000	-
Engineering: Storm Water	5,848	-	-	-
Engineering: Sewer Utility	-	-	-	-
Parks	1,000,861	4,000	4,000	4,000
PCED: Payments to Developers	4,417,000	2,000,000	-	3,000,000
PCED: Planning Studies	-	-	-	-
PCED: Affordable Hsg. Set Aside	-	-	-	-
PCED: Other	87,790	135,000	135,000	135,000
Engineering: Other	-	-	-	-
Debt Service-Principal	1,275,601	1,837,301	1,837,815	1,837,700
Debt Service-Interest	281,384	426,421	400,175	359,398
Pay Advances-Principal	-	-	-	-
Pay Advances-Interest	1,367	-	-	-
Capital Lease-Principal	-	-	-	-
Capital Lease-Interest	-	-	-	-
Refund to Overlying Districts	-	-	-	-
Staff Costs	123,713	30,000	30,000	30,000
Audit Costs	2,025	2,000	2,000	2,000
Other-Parking Utility	31,375	-	-	7,000,000
Total Outflows:	<u>\$ 7,232,425</u>	<u>\$ 5,609,722</u>	<u>\$ 3,583,990</u>	<u>\$ 12,368,098</u>
Annual Net Cash Flow	<u>\$ 2,459,309</u>	<u>\$ (518,950)</u>	<u>\$ (1,807,143)</u>	<u>\$ 804,527</u>
Cash Balance (Deficit), December 31	<u>\$ 4,110,578</u>	<u>\$ 3,562,584</u>	<u>\$ 2,303,435</u>	<u>\$ 3,107,962</u>
Memo: Unrecovered Costs (Fav.)	\$ 11,004,346	\$ 13,025,038	\$10,973,674	\$ 18,331,447

Includes 2016 amounts as follows:

PCED, Project Capitol Gateway Corridor	Cash	135,000
PCED 800 Block E. Wash. Ave. (Galaxie Phase 2)	Borrow	1,500,000
PCED Starting Block	Borrow	1,500,000
Parks Street Tree Replacements	Cash	4,000
Parking Utility, Cap East Parking Ramp (project plan amendment)	Borrow	7,000,000
	<u>\$</u>	<u>10,139,000</u>

**Tax Incremental Financing
TID #37 - Union Corners
Inception 2006**

	<u>2014 Actual</u>	<u>2015 Budget</u>	<u>2015 Projected</u>	<u>2016 Requested Budget</u>
Cash Balance (Deficit), January 1	\$ (2,646,174)	\$ (2,973,557)	\$ (2,927,940)	\$ (3,280,111)
Project Inflows:				
Incremental Revenues	214,432	226,692	227,799	228,006
Computer Reimbursement	7,678	8,602	8,602	8,602
Payment on Advance	-	-	-	-
Interest Income	-	-	-	-
Proceeds from Borrowing	30,000	30,000	-	-
Developer Capital Funding	-	-	-	-
Application Fees	30,000	-	-	-
Other	7,500	-	-	-
Total Inflows:	<u>\$ 289,610</u>	<u>\$ 265,294</u>	<u>\$ 236,401</u>	<u>\$ 236,608</u>
Project Outflows:				
Engineering: Ped Bike	-	-	-	-
Engineering: Major Streets	-	-	-	-
Engineering: Storm Water	3,187	-	-	-
Engineering: Sewer Utility	-	-	-	-
Parks	102	2,000	2,000	2,000
PCED: Payments to Developers	-	-	-	-
PCED: Planning Studies	-	-	-	-
PCED: Affordable Hsg. Set Aside	-	-	-	-
PCED: Other	3,127	30,000	30,000	30,000
Engineering: Other	-	-	-	-
Debt Service-Principal	428,883	431,883	431,885	431,882
Debt Service-Interest	75,726	69,591	69,681	60,840
Pay Advances-Principal	-	-	-	-
Pay Advances-Interest	12,564	23,006	23,006	23,006
Capital Lease-Principal	-	-	-	-
Capital Lease-Interest	-	-	-	-
Refund to Overlying Districts	-	-	-	-
Staff Costs	42,496	30,000	30,000	30,000
Audit Costs	2,025	2,000	2,000	2,000
Other	3,266	-	-	-
Total Outflows:	<u>\$ 571,376</u>	<u>\$ 588,480</u>	<u>\$ 588,572</u>	<u>\$ 579,728</u>
Annual Net Cash Flow	<u>\$ (281,766)</u>	<u>\$ (323,186)</u>	<u>\$ (352,171)</u>	<u>\$ (343,120)</u>
Cash Balance (Deficit), December 31	<u>\$ (2,927,940)</u>	<u>\$ (3,296,743)</u>	<u>\$ (3,280,111)</u>	<u>\$ (3,623,231)</u>
Memo: Unrecovered Costs (Fav.)	\$ 5,369,426	\$ 5,326,163	\$ 5,289,712	\$ 5,200,950

Includes 2016 amounts as follows:

Parks, Project #10, Street Tree Replacements	2,000
PCED, Project #16, Union Corners	30,000
	<u>\$ 32,000</u>

Tax Incremental Financing
TID #38 - Badger / Ann / Park Street
 Inception 2008

	<u>2014 Actual</u>	<u>2015 Budget</u>	<u>2015 Projected</u>	<u>2016 Requested Budget</u>
Cash Balance (Deficit), January 1	\$ (2,895,968)	\$ (3,421,279)	\$ (3,406,179)	\$ (3,928,110)
Project Inflows:				
Incremental Revenues	-	-	-	-
Computer Reimbursement	3,253	2,831	2,831	2,831
Payment on Advance	-	-	-	-
Interest Income	-	-	-	-
Proceeds from Borrowing	-	-	-	-
Developer Capital Funding	-	-	-	-
Application Fees	-	-	-	-
Transfer In from TID 35	-	-	-	500,000
Other - Land Sales	-	-	-	-
Total Inflows:	<u>\$ 3,253</u>	<u>\$ 2,831</u>	<u>\$ 2,831</u>	<u>\$ 502,831</u>
Project Outflows:				
Engineering: Ped Bike	-	-	-	-
Engineering: Major Streets	-	-	-	-
Engineering: Storm Water	-	-	-	-
Engineering: Sewer Utility	-	-	-	-
Parks	61	-	-	-
PCED: Payments to Developers	-	-	-	-
PCED: Planning Studies	-	-	-	-
PCED: Affordable Hsg. Set Aside	-	-	-	-
PCED: Other	-	-	-	-
Engineering: Other	-	-	-	-
Debt Service-Principal	400,085	400,085	400,085	400,085
Debt Service-Interest	82,202	71,505	71,505	59,557
Pay Advances-Principal	-	-	-	-
Pay Advances-Interest	18,322	21,171	21,171	13,854
Capital Lease-Principal	-	-	-	-
Capital Lease-Interest	-	-	-	-
Refund to Overlying Districts	-	-	-	-
Staff Costs	10,561	30,000	30,000	30,000
Audit Costs	2,025	2,000	2,000	2,000
Other	208	-	-	-
Total Outflows:	<u>\$ 513,464</u>	<u>\$ 524,761</u>	<u>\$ 524,761</u>	<u>\$ 505,496</u>
Annual Net Cash Flow	<u>\$ (510,211)</u>	<u>\$ (521,930)</u>	<u>\$ (521,930)</u>	<u>\$ (2,665)</u>
Cash Balance (Deficit), December 31	<u>\$ (3,406,179)</u>	<u>\$ (3,943,209)</u>	<u>\$ (3,928,110)</u>	<u>\$ (3,930,775)</u>
Memo: Unrecovered Costs (Fav.)	\$ 5,403,646	\$ 5,533,274	\$ 5,525,491	\$ 5,128,071

Includes 2016 amounts as follows:
 (none)

Note: A resolution (RES-14-00388) adopted 5/20/14 authorizes amendment of the project plan to provide for a "donor-recipient" arrangement between TIDs #35 and #38, whereby TID 35, as a donor TID, will, starting in 2016, transfer \$500,000 per year to TID #38 for five years, or a total of \$2,500,000.

\$ -

**Tax Incremental Financing
TID #39 - Stoughton Road
Inception 2008**

	2014 Actual	2015 Budget	2015 Projected	2016 Requested Budget
Cash Balance (Deficit), January 1	\$ (4,952)	\$ (212,426)	\$ 203,856	\$ (10,811)
Project Inflows:				
Incremental Revenues	-	-	-	-
Computer Reimbursement	158,664	-	158,664	-
Payment on Advance	-	-	-	-
Interest Income	1,726	(2,124)	1,427	(108)
Proceeds from Borrowing	400,000	530,000	-	530,000
Developer Capital Funding	-	-	-	-
Application Fees	-	-	-	-
Other	13,717	-	-	-
Total Inflows:	\$ 574,107	\$ 527,876	\$ 160,091	\$ 529,892
Project Outflows:				
Engineering: Ped Bike	-	-	-	-
Engineering: Major Streets	-	-	-	-
Engineering: Storm Water	5,769	-	-	-
Engineering: Sewer Utility	-	-	-	-
Parks	-	4,000	4,000	2,000
PCED: Payments to Developers	-	-	-	500,000
PCED: Planning Studies	-	-	-	-
PCED: Affordable Hsg. Set Aside	-	-	-	-
PCED: Other	-	530,000	-	30,000
Engineering: Other	-	-	-	-
Debt Service-Principal	253,870	293,993	294,028	293,989
Debt Service-Interest	56,321	43,531	44,730	40,059
Pay Advances-Principal	-	-	-	-
Pay Advances-Interest	60	-	-	-
Capital Lease-Principal	-	-	-	-
Capital Lease-Interest	-	-	-	-
Refund to Overlying Districts	-	-	-	-
Staff Costs	21,472	30,000	30,000	30,000
Audit Costs	2,025	2,000	2,000	2,000
Other	25,782	-	-	-
Total Outflows:	\$ 365,299	\$ 903,524	\$ 374,758	\$ 898,048
Annual Net Cash Flow	\$ 208,808	\$ (375,648)	\$ (214,667)	\$ (368,156)
Cash Balance (Deficit), December 31	\$ 203,856	\$ (588,074)	\$ (10,811)	\$ (378,968)
Memo: Unrecovered Costs (Fav.)	\$ 1,720,258	\$ 2,748,194	\$ 1,640,897	\$ 2,245,064

Includes 2016 amounts as follows:

Parks Street Tree Replacements	4,000
PCED Other	30,000
PCED Stoughton Road-Business Expansion Project	500,000
	\$ 534,000

Tax Incremental Financing
TID #40 - Northside
 Inception 2009

	<u>2014 Actual</u>	<u>2015 Budget</u>	<u>2015 Projected</u>	<u>2016 Requested Budget</u>
Cash Balance (Deficit), January 1	\$ (538,476)	\$ (447,911)	\$ (427,249)	\$ (336,335)
Project Inflows:				
Incremental Revenues	-	-	-	-
Computer Reimbursement	138,285	102,914	102,914	102,914
Payment on Advance	-	-	-	-
Interest Income	-	-	-	-
Proceeds from Borrowing	-	-	-	-
Developer Capital Funding	-	-	-	-
Application Fees	-	-	-	-
Other	-	-	-	-
Total Inflows:	<u>\$ 138,285</u>	<u>\$ 102,914</u>	<u>\$ 102,914</u>	<u>\$ 102,914</u>
Project Outflows:				
Engineering: Ped Bike	-	-	-	-
Engineering: Major Streets	-	-	-	-
Engineering: Storm Water	-	-	-	-
Engineering: Sewer Utility	-	-	-	-
Parks	2,888	-	-	-
PCED: Payments to Developers	-	-	-	-
PCED: Planning Studies	-	-	-	-
PCED: Affordable Hsg. Set Aside	-	-	-	-
PCED: Other	-	-	-	-
Engineering: Other	-	-	-	-
Debt Service-Principal	7,499	7,499	7,499	7,499
Debt Service-Interest	2,850	2,475	2,475	2,100
Pay Advances-Principal	-	-	-	-
Pay Advances-Interest	2,782	-	-	-
Capital Lease-Principal	-	-	-	-
Capital Lease-Interest	-	-	-	-
Refund to Overlying Districts	-	-	-	-
Staff Costs	8,807	-	-	-
Audit Costs	2,025	-	2,025	-
Other	207	-	-	-
Total Outflows:	<u>\$ 27,058</u>	<u>\$ 9,974</u>	<u>\$ 11,999</u>	<u>\$ 9,599</u>
Annual Net Cash Flow	<u>\$ 111,227</u>	<u>\$ 92,940</u>	<u>\$ 90,915</u>	<u>\$ 93,315</u>
Cash Balance (Deficit), December 31	<u>\$ (427,249)</u>	<u>\$ (354,971)</u>	<u>\$ (336,335)</u>	<u>\$ (243,020)</u>
Memo: Unrecovered Costs (Fav.)	\$ 479,745	\$ 399,968	\$ 381,331	\$ 280,517

Tax Incremental Financing
TID #41 - University - Whitney (UW Clinic Project)
 Inception 2011

	<u>2014 Actual</u>	<u>2015 Budget</u>	<u>2015 Projected</u>	<u>2016 Requested Budget</u>
Cash Balance (Deficit), January 1	\$ (57,181)	\$ (35,858)	\$ (40,373)	\$ 487,551
Project Inflows:				
Incremental Revenues	600,550	1,098,489	1,097,492	1,098,489
Computer Reimbursement	815	-	-	-
Payment on Advance	-	-	-	-
Interest Income	731	(359)	3,388	4,876
Proceeds from Borrowing	-	-	-	-
Developer Capital Funding	-	-	-	-
Application Fees	-	-	-	-
Other	-	-	-	-
Total Inflows:	<u>\$ 602,096</u>	<u>\$ 1,098,131</u>	<u>\$ 1,100,880</u>	<u>\$ 1,103,365</u>
Project Outflows:				
Engineering: Ped Bike	-	-	-	-
Engineering: Major Streets	3,086	-	-	-
Engineering: Storm Water	-	-	-	-
Engineering: Sewer Utility	-	-	-	-
Parks	-	1,000	1,000	1,000
PCED: Payments to Developers	-	-	-	-
PCED: Planning Studies	-	-	-	-
PCED: Affordable Hsg. Set Aside	-	-	-	-
PCED: Other	-	-	-	-
Engineering: Other	-	-	-	-
Debt Service-Principal	481,916	481,916	481,916	480,496
Debt Service-Interest	96,170	90,040	90,040	80,581
Pay Advances-Principal	-	-	-	-
Pay Advances-Interest	(754)	-	-	-
Capital Lease-Principal	-	-	-	-
Capital Lease-Interest	-	-	-	-
Refund to Overlying Districts	-	-	-	-
Staff Costs	2,638	-	-	-
Audit Costs	2,025	-	-	-
Other	207	-	-	-
Total Outflows:	<u>\$ 585,288</u>	<u>\$ 572,956</u>	<u>\$ 572,956</u>	<u>\$ 562,077</u>
Annual Net Cash Flow	<u>\$ 16,808</u>	<u>\$ 525,175</u>	<u>\$ 527,924</u>	<u>\$ 541,288</u>
Cash Balance (Deficit), December 31	<u>\$ (40,373)</u>	<u>\$ 489,317</u>	<u>\$ 487,551</u>	<u>\$ 1,028,839</u>
Memo: Unrecovered Costs (Fav.)	\$ 4,017,323	\$ 3,005,716	\$ 3,007,483	\$ 1,985,699

Includes 2016 amounts as follows:

Parks, Project #17453, Street Tree Replacements	cash	1,000
		<u>\$ 1,000</u>

Tax Incremental Financing
TID #42 - Wingra (Wingra Clinic Project)
 Inception 2012

	<u>2014 Actual</u>	<u>2015 Budget</u>	<u>2015 Projected</u>	<u>2016 Requested Budget</u>
Cash Balance (Deficit), January 1	\$ 969,180	\$ 697,220	\$ 713,652	\$ 369,536
Project Inflows:				
Incremental Revenues	292,643	248,927	248,701	248,927
Computer Reimbursement	25,864	-	-	-
Payment on Advance	-	-	-	-
Interest Income	6,187	-	4,996	-
Proceeds from Borrowing	-	30,000	-	-
Developer Capital Funding	-	-	-	-
Application Fees	-	-	-	-
Other	-	-	-	-
Total Inflows:	<u>\$ 324,694</u>	<u>\$ 278,927</u>	<u>\$ 253,697</u>	<u>\$ 248,927</u>
Project Outflows:				
Engineering: Ped Bike	-	-	-	-
Engineering: Major Streets	-	-	-	-
Engineering: Storm Water	325	-	-	-
Engineering: Sewer Utility	-	-	-	-
Parks	141	1,000	1,000	1,000
PCED: Payments to Developers	-	-	-	-
PCED: Planning Studies	-	-	-	-
PCED: Affordable Hsg. Set Aside	-	-	-	-
PCED: Other	-	30,000	30,000	30,000
Engineering: Other	-	-	-	-
Debt Service-Principal	475,627	478,627	475,627	475,627
Debt Service-Interest	96,468	92,086	91,186	82,724
Pay Advances-Principal	-	-	-	-
Pay Advances-Interest	-	-	-	-
Capital Lease-Principal	-	-	-	-
Capital Lease-Interest	-	-	-	-
Refund to Overlying Districts	-	-	-	-
Staff Costs	4,986	-	-	-
Audit Costs	2,025	-	-	-
Other	650	-	-	-
Total Outflows:	<u>\$ 580,222</u>	<u>\$ 601,713</u>	<u>\$ 597,813</u>	<u>\$ 589,351</u>
Annual Net Cash Flow	<u>\$ (255,528)</u>	<u>\$ (322,786)</u>	<u>\$ (344,116)</u>	<u>\$ (340,424)</u>
Cash Balance (Deficit), December 31	<u>\$ 713,652</u>	<u>\$ 374,434</u>	<u>\$ 369,536</u>	<u>\$ 29,112</u>
Memo: Unrecovered Costs (Fav.)	\$ 3,192,759	\$ 3,113,350	\$ 3,061,248	\$ 2,926,045

Includes 2016 amounts as follows:

Parks, Project #10, Street Tree Replacements	1,000
PCED, Project #21, Wingra	30,000
	<u>\$ 31,000</u>

Tax Incremental Financing
TID #43 - Park/Drake
 Inception 2013

	<u>2014 Actual</u>	<u>2015 Budget</u>	<u>2015 Projected</u>	<u>2016 Requested Budget</u>
Cash Balance (Deficit), January 1	\$ (59,604)	\$ (59,604)	\$ 423,090	\$ 290,476
Project Inflows:				
Incremental Revenues	-	229,262	229,054	229,262
Computer Reimbursement	-	-	-	-
Payment on Advance	-	-	-	-
Interest Income	-	-	-	-
Proceeds from Borrowing	504,150	-	-	300,000
Developer Capital Funding	-	-	-	-
Application Fees	-	-	-	-
Other	-	-	-	-
Total Inflows:	<u>\$ 504,150</u>	<u>\$ 729,262</u>	<u>\$ 229,054</u>	<u>\$ 529,262</u>
Project Outflows:				
Engineering: Ped Bike	-	-	-	-
Engineering: Major Streets	-	-	-	-
Engineering: Storm Water	-	-	-	-
Engineering: Sewer Utility	-	-	-	-
Parks	78	2,000	-	2,000
P & D: Payments to Developers	-	-	-	-
P & D: Planning Studies	-	-	-	-
P & D: Affordable Hsg. Set Aside	-	-	-	-
P & D: Other	-	500,000	300,000	300,000
Engineering: Other	-	-	-	-
Debt Service-Principal	-	50,000	50,046	50,781
Debt Service-Interest	-	15,000	11,622	10,621
Pay Advances-Principal	-	-	-	-
Pay Advances-Interest	-	-	-	-
Capital Lease-Principal	-	-	-	-
Capital Lease-Interest	-	-	-	-
Refund to Overlying Districts	-	-	-	-
Staff Costs	12,386	-	-	-
Audit Costs	3,200	-	-	-
Other	5,792	-	-	-
Total Outflows:	<u>\$ 21,456</u>	<u>\$ 567,000</u>	<u>\$ 361,668</u>	<u>\$ 363,402</u>
Annual Net Cash Flow	<u>\$ 482,694</u>	<u>\$ 162,262</u>	<u>\$ (132,614)</u>	<u>\$ 165,860</u>
Cash Balance (Deficit), December 31	<u>\$ 423,090</u>	<u>\$ 102,658</u>	<u>\$ 290,476</u>	<u>\$ 456,336</u>
Memo: Unrecovered Costs (Fav.)	\$ 76,910	\$ 847,342	\$ 159,478	\$ 242,837

Includes 2015 amounts as follows:

Parks, Project #10, Street Tree Replacements	2,000
PCED, Project #34, TID 43 - Park/Drake	300,000
Borrowing	<u>302,000</u>

**Tax Incremental Financing
TID #44 - Royster Clark
Inception 2013**

	<u>2014 Actual</u>	<u>2015 Budget</u>	<u>2015 Projected</u>	<u>2016 Requested Budget</u>
Cash Balance (Deficit), January 1	\$ (41,500)	\$ (41,500)	\$ 1,441,455	\$ 1,243,928
Project Inflows:				
Incremental Revenues	-	-	-	-
Computer Reimbursement	-	-	-	-
Payment on Advance	-	-	-	-
Interest Income	-	-	-	-
Proceeds from Borrowing	1,509,320	-	-	3,270,000
Developer Capital Funding	-	-	-	-
Application Fees	-	-	-	-
Other	-	-	-	-
Total Inflows:	<u>\$ 1,509,320</u>	<u>\$ -</u>	<u>\$ -</u>	<u>\$ 3,270,000</u>
Project Outflows:				
Engineering: Ped Bike	-	-	-	-
Engineering: Major Streets	10,154	-	-	3,270,000
Engineering: Storm Water	-	-	-	-
Engineering: Sewer Utility	-	-	-	-
Parks	-	1,000	1,000	3,000
PCED: Payments to Developers	-	-	-	-
PCED: Planning Studies	-	-	-	-
PCED: Affordable Hsg. Set Aside	-	-	-	-
PCED: Other	-	-	-	-
Engineering: Other	-	-	-	-
Debt Service-Principal	-	150,600	150,733	150,626
Debt Service-Interest	-	45,180	45,794	42,779
Pay Advances-Principal	-	-	-	-
Pay Advances-Interest	-	-	-	-
Capital Lease-Principal	-	-	-	-
Capital Lease-Interest	-	-	-	-
Refund to Overlying Districts	-	-	-	-
Staff Costs	10,059	-	-	-
Audit Costs	3,200	-	-	-
Other	2,952	-	-	-
Total Outflows:	<u>\$ 26,365</u>	<u>\$ 196,780</u>	<u>\$ 197,527</u>	<u>\$ 3,466,405</u>
Annual Net Cash Flow	<u>\$ 1,482,955</u>	<u>\$ (196,780)</u>	<u>\$ (197,527)</u>	<u>\$ (196,405)</u>
Cash Balance (Deficit), December 31	<u>\$ 1,441,455</u>	<u>\$ (238,280)</u>	<u>\$ 1,243,928</u>	<u>\$ 1,047,523</u>
Memo: Unrecovered Costs (Fav.)	\$ 64,545	\$ 1,593,680	\$ 111,339	\$ 3,427,118

Includes 2016 amounts as follows:

Parks, Project #17453, Street Tree Replacements	3,000
Major Streets, Royster Clark Development: Phase 2	3,270,000
	<u>\$ 3,273,000</u>

**Tax Incremental Financing
TID #45 - Capitol Square West
Inception 2015**

	<u>2014 Actual</u>	<u>2015 Budget</u>	<u>2015 Projected</u>	<u>2016 Requested Budget</u>
Cash Balance (Deficit), January 1	\$ -	\$ -	\$ -	\$ (8,317,000)
Project Inflows:				
Incremental Revenues	-	-	-	-
Computer Reimbursement	-	-	-	-
Payment on Advance	-	-	-	-
Interest Income	-	-	-	-
Proceeds from Borrowing	-	13,317,000	5,000,000	3,745,000
Developer Capital Funding	-	-	-	-
Application Fees	-	-	-	-
Other	-	-	-	-
Total Inflows:	<u>\$ -</u>	<u>\$ 13,317,000</u>	<u>\$ 5,000,000</u>	<u>\$ 3,745,000</u>
Project Outflows:				
Transfer Out to Buildings	-	-	-	-
Engineering: Major Streets	-	-	-	1,695,000
Engineering: Storm Water	-	-	-	-
Engineering: Sewer Utility	-	-	-	-
Parks	-	-	-	-
P & D: Payments to Developers	-	13,317,000	13,317,000	2,050,000
P & D: Planning Studies	-	-	-	-
P & D: Affordable Hsg. Set Aside	-	-	-	-
P & D: Other	-	-	-	-
State Street - Capitol Square	-	-	-	-
Debt Service-Principal	-	-	-	1,331,700
Debt Service-Interest	-	-	-	258,308
Pay Advances-Principal	-	-	-	-
Pay Advances-Interest	-	-	-	-
Capital Lease-Principal	-	-	-	-
Capital Lease-Interest	-	-	-	-
Refund to Overlying Districts	-	-	-	-
Staff Costs	-	-	-	-
Audit Costs	-	-	-	-
Other	-	-	-	-
Total Outflows:	<u>\$ -</u>	<u>\$ 13,317,000</u>	<u>\$ 13,317,000</u>	<u>\$ 5,335,008</u>
Annual Net Cash Flow	<u>\$ -</u>	<u>\$ -</u>	<u>\$ (8,317,000)</u>	<u>\$ (1,590,008)</u>
Cash Balance (Deficit), December 31	<u>\$ -</u>	<u>\$ -</u>	<u>\$ (8,317,000)</u>	<u>\$ (9,907,008)</u>
	-			
Memo: Unrecovered Costs (Fav.)	\$ -	\$ 13,317,000	\$ 13,317,000	\$ 17,320,308
Includes 2016 amounts as follows:				
Engineering, Major Streets, #10903, Capital Square Pavement Replacement			borrow	1,695,000
PCED, ATT Building			borrow	2,050,000
				<u>\$ 3,745,000</u>

**Tax Incremental Financing
TID #46 - Research Park
(Not yet created)**

	<u>2014 Actual</u>	<u>2015 Budget</u>	<u>2015 Projected</u>	<u>2016 Requested Budget</u>
Cash Balance (Deficit), January 1	\$ -	\$ -	\$ -	\$ -
Project Inflows:				
Incremental Revenues	-	-	-	-
Computer Reimbursement	-	-	-	-
Payment on Advance	-	-	-	-
Interest Income	-	-	-	-
Proceeds from Borrowing	-	2,500,000	-	2,500,000
Developer Capital Funding	-	-	-	-
Application Fees	-	-	-	-
Other	-	-	-	-
Total Inflows:	<u>\$ -</u>	<u>\$ 2,500,000</u>	<u>\$ -</u>	<u>\$ 2,500,000</u>
Project Outflows:				
Transfer Out to Buildings	-	-	-	-
Engineering: Major Streets	-	-	-	-
Engineering: Storm Water	-	-	-	-
Engineering: Sewer Utility	-	-	-	-
Parks	-	-	-	-
P & D: Payments to Developers	-	2,500,000	-	2,500,000
P & D: Planning Studies	-	-	-	-
P & D: Affordable Hsg. Set Aside	-	-	-	-
P & D: Other	-	-	-	-
State Street - Capitol Square	-	-	-	-
Debt Service-Principal	-	-	-	-
Debt Service-Interest	-	-	-	-
Pay Advances-Principal	-	-	-	-
Pay Advances-Interest	-	-	-	-
Capital Lease-Principal	-	-	-	-
Capital Lease-Interest	-	-	-	-
Refund to Overlying Districts	-	-	-	-
Staff Costs	-	-	-	-
Audit Costs	-	-	-	-
Other	-	-	-	-
Total Outflows:	<u>\$ -</u>	<u>\$ 2,500,000</u>	<u>\$ -</u>	<u>\$ 2,500,000</u>
Annual Net Cash Flow	<u>\$ -</u>	<u>\$ -</u>	<u>\$ -</u>	<u>\$ -</u>
Cash Balance (Deficit), December 31	<u>\$ -</u>	<u>\$ -</u>	<u>\$ -</u>	<u>\$ -</u>
Memo: Unrecovered Costs (Fav.)	\$ -	\$ 2,500,000	\$ -	\$ 2,500,000

Includes 2016 amounts as follows:

PCED, Project #39, Research Park	2,500,000
	<u>\$ 2,500,000</u>

IMPACT FEES
CASH FLOW STATEMENTS

**Impact Fees
Citywide Summary - All Active Impact Fee Funds
2016 Executive Budget**

	<u>2014 Actual</u>	<u>2015 Budget</u>	<u>2015 Projected</u>	<u>2016 Executive Budget</u>
Cash Balance (Deficit), January 1	\$ 3,629,175	\$ 3,340,625	\$ 6,069,605	\$ 5,509,113
Fund Inflows:				
County Grants	-	-	-	-
Interest on Investments	59,225	42,375	42,110	41,315
Revenue - Impact Fees	452,839	180,500	299,330	300,500
Park Dev. / Impact Fees	2,494,752	2,449,450	3,647,000	2,625,000
General Obligation Debt	852,700	500,000	500,000	720,000
Revenue Bonds	-	-	-	-
Other	107,775	-	7,339	6,301
Total Inflows:	<u>\$ 3,967,291</u>	<u>\$ 3,172,325</u>	<u>\$ 4,495,779</u>	<u>\$ 3,693,116</u>
Fund Outflows:				
Advances - Principal	-	-	-	-
Advances - Interest	26,401	22,400	26,150	24,900
Land and Land Improvements	765,279	2,430,000	2,980,000	2,178,000
Major Streets	-	-	-	-
Storm Utility	(84,569)	-	450,000	720,000
Sewer Utility	214,365	500,000	1,000,000	-
Debt Service - Principal	251,027	335,968	336,336	336,254
Debt Service - Interest	72,123	82,051	83,785	75,550
Development and Plan	-	-	-	-
Equipment	-	-	-	-
Buildings	32,236	30,000	180,000	-
Other	250,000	-	-	-
Total Outflows:	<u>\$ 1,526,861</u>	<u>\$ 3,400,419</u>	<u>\$ 5,056,271</u>	<u>\$ 3,334,704</u>
Annual Net Cash Flow	<u>\$ 2,440,430</u>	<u>\$ (228,094)</u>	<u>\$ (560,492)</u>	<u>\$ 358,412</u>
Cash Balance (Deficit), December 31	<u>\$ 6,069,605</u>	<u>\$ 3,112,531</u>	<u>\$ 5,509,113</u>	<u>\$ 5,867,525</u>

**Impact Fees
Parks Subtotal**

	<u>2014 Actual</u>	<u>2015 Budget</u>	<u>2015 Projected</u>	<u>2016 Executive Budget</u>
Cash Balance (Deficit), January 1	\$ 8,124,497	\$ 7,900,332	\$ 9,849,082	\$ 10,276,192
Project Inflows:				
County Grants	-	-	-	-
Interest on Investments	58,454	42,300	40,960	41,315
Revenue - Impact Fees	-	-	-	-
Park Dev. / Impact Fees	2,494,752	2,449,450	3,647,000	2,625,000
General Obligation Debt	200,000	-	-	-
Revenue Bonds	-	-	-	-
Other	104,909	-	4,251	3,570
Total Inflows:	<u>\$ 2,858,115</u>	<u>\$ 2,491,750</u>	<u>\$ 3,692,211</u>	<u>\$ 2,669,885</u>
Project Outflows:				
Advances - Principal	-	-	-	-
Advances - Interest	868	-	-	-
Land and Land Improvements	765,279	2,430,000	2,980,000	2,178,000
Major Streets	-	-	-	-
Storm Utility	-	-	-	-
Sewer Utility	-	-	-	-
Debt Service - Principal	70,032	89,968	89,985	89,966
Debt Service - Interest	15,115	11,316	15,116	13,351
Development and Plan	-	-	-	-
Equipment	-	-	-	-
Buildings	32,236	30,000	180,000	-
Other	250,000	-	-	-
Total Outflows:	<u>\$ 1,133,531</u>	<u>\$ 2,561,284</u>	<u>\$ 3,265,101</u>	<u>\$ 2,281,316</u>
Annual Net Cash Flow	<u>\$ 1,724,584</u>	<u>\$ (69,534)</u>	<u>\$ 427,110</u>	<u>\$ 388,569</u>
Cash Balance (Deficit), December 31	<u>\$ 9,849,082</u>	<u>\$ 7,830,798</u>	<u>\$ 10,276,192</u>	<u>\$ 10,664,761</u>

**Impact Fees
12405101 Parks - Warner**

	<u>2014 Actual</u>	<u>2015 Budget</u>	<u>2015 Projected</u>	<u>2016 Executive Budget</u>
Cash Balance (Deficit), January 1	\$ -	\$ (45,000)	\$ (346)	\$ 19,654
Project Inflows:				
County Grants	-	-	-	-
Interest on Investments	-	-	-	-
Revenue - Impact Fees	-	-	-	-
Park Dev. / Impact Fees	1,031	20,000	20,000	15,000
General Obligation Debt	-	-	-	-
Revenue Bonds	-	-	-	-
Other	-	-	-	-
Total Inflows:	<u>\$ 1,031</u>	<u>\$ 20,000</u>	<u>\$ 20,000</u>	<u>\$ 15,000</u>
Project Outflows:				
Advances - Principal	-	-	-	-
Advances - Interest	-	-	-	-
Land and Land Improvements	1,378	-	-	10,000
Major Streets	-	-	-	-
Storm Utility	-	-	-	-
Sewer Utility	-	-	-	-
Debt Service - Principal	-	-	-	-
Debt Service - Interest	-	-	-	-
Development and Plan	-	-	-	-
Equipment	-	-	-	-
Buildings	-	-	-	-
Other	-	-	-	-
Total Outflows:	<u>\$ 1,378</u>	<u>\$ -</u>	<u>\$ -</u>	<u>\$ 10,000</u>
Annual Net Cash Flow	<u>\$ (346)</u>	<u>\$ 20,000</u>	<u>\$ 20,000</u>	<u>\$ 5,000</u>
Cash Balance (Deficit), December 31	<u>\$ (346)</u>	<u>\$ (25,000)</u>	<u>\$ 19,654</u>	<u>\$ 24,654</u>

Includes 2016 amounts as follows:

Project #25, Playground/Accessibility Improvements, Playgrounds Group 3	cash	\$ 10,000
		<u>\$ 10,000</u>

**Impact Fees
12405102 Parks - Reindahl**

	<u>2014 Actual</u>	<u>2015 Budget</u>	<u>2015 Projected</u>	<u>2016 Executive Budget</u>
Cash Balance (Deficit), January 1	\$ 50,548	\$ 50,548	\$ 2,230	\$ 42,630
Project Inflows:				
County Grants	-	-	-	-
Interest on Investments	62	600	400	200
Revenue - Impact Fees	-	-	-	-
Park Dev. / Impact Fees	1,620	12,750	40,000	15,000
General Obligation Debt	-	-	-	-
Revenue Bonds	-	-	-	-
Other	-	-	-	-
Total Inflows:	<u>\$ 1,682</u>	<u>\$ 13,350</u>	<u>\$ 40,400</u>	<u>\$ 15,200</u>
Project Outflows:				
Advances - Principal	-	-	-	-
Advances - Interest	-	-	-	-
Land and Land Improvements	-	-	-	35,000
Major Streets	-	-	-	-
Storm Utility	-	-	-	-
Sewer Utility	-	-	-	-
Debt Service - Principal	-	-	-	-
Debt Service - Interest	-	-	-	-
Development and Plan	-	-	-	-
Equipment	-	-	-	-
Buildings	-	-	-	-
Other	50,000	-	-	-
Total Outflows:	<u>\$ 50,000</u>	<u>\$ -</u>	<u>\$ -</u>	<u>\$ 35,000</u>
Annual Net Cash Flow	<u>\$ (48,318)</u>	<u>\$ 13,350</u>	<u>\$ 40,400</u>	<u>\$ (19,800)</u>
Cash Balance (Deficit), December 31	<u>\$ 2,230</u>	<u>\$ 63,898</u>	<u>\$ 42,630</u>	<u>\$ 22,830</u>

Includes 2016 amounts as follows:

Project #25, Playground/Accessibility Improvements, Playgrounds Group 2	cash	<u>\$ 35,000</u>
		<u>\$ 35,000</u>

Impact Fees
12405103 Parks - Door Creek

	<u>2014 Actual</u>	<u>2015 Budget</u>	<u>2015 Projected</u>	<u>2016 Executive Budget</u>
Cash Balance (Deficit), January 1	\$ (27,056)	\$ 42,979	\$ 31,079	\$ 69,966
Project Inflows:				
County Grants	-	-	-	-
Interest on Investments	329	500	120	500
Revenue - Impact Fees	-	-	-	-
Park Dev. / Impact Fees	138,043	10,000	128,000	50,000
General Obligation Debt	-	-	-	-
Revenue Bonds	-	-	-	-
Federal Grants	4,909	-	4,251	3,570
Total Inflows:	<u>\$ 143,282</u>	<u>\$ 10,500</u>	<u>\$ 132,371</u>	<u>\$ 54,070</u>
Project Outflows:				
Advances - Principal	-	-	-	-
Advances - Interest	-	-	-	-
Land and Land Improvements	-	15,000	15,000	-
Major Streets	-	-	-	-
Storm Utility	-	-	-	-
Sewer Utility	-	-	-	-
Debt Service - Principal	70,032	69,968	69,968	69,968
Debt Service - Interest	15,115	8,516	8,516	7,152
Development and Plan	-	-	-	-
Equipment	-	-	-	-
Buildings	-	-	-	-
Other	-	-	-	-
Total Outflows:	<u>\$ 85,147</u>	<u>\$ 93,484</u>	<u>\$ 93,484</u>	<u>\$ 77,119</u>
Annual Net Cash Flow	<u>\$ 58,135</u>	<u>\$ (82,984)</u>	<u>\$ 38,887</u>	<u>\$ (23,049)</u>
Cash Balance (Deficit), December 31	<u>\$ 31,079</u>	<u>\$ (40,005)</u>	<u>\$ 69,966</u>	<u>\$ 46,917</u>

Includes 2015 amounts as follows:

Project #5, Neighborhood Park Imp. (Patriot Park)	cash	\$ 15,000
		<u>\$ 15,000</u>

Impact Fees
12405104 Parks - Yahara Hills

	<u>2014 Actual</u>	<u>2015 Budget</u>	<u>2015 Projected</u>	<u>2016 Executive Budget</u>
Cash Balance (Deficit), January 1	\$ 367,045	\$ 77,045	\$ 255,987	\$ 36,987
Project Inflows:				
County Grants	-	-	-	-
Interest on Investments	2,303	-	1,000	-
Revenue - Impact Fees	-	-	-	-
Park Dev. / Impact Fees	29,907	17,500	30,000	20,000
General Obligation Debt	-	-	-	-
Revenue Bonds	-	-	-	-
Other	-	-	-	-
Total Inflows:	<u>\$ 32,210</u>	<u>\$ 17,500</u>	<u>\$ 31,000</u>	<u>\$ 20,000</u>
Project Outflows:				
Advances - Principal	-	-	-	-
Advances - Interest	-	-	-	-
Land and Land Improvements	142,543	100,000	100,000	65,000
Major Streets	-	-	-	-
Storm Utility	-	-	-	-
Sewer Utility	-	-	-	-
Debt Service - Principal	-	-	-	-
Debt Service - Interest	-	-	-	-
Development and Plan	-	-	-	-
Equipment	-	-	-	-
Buildings	725	-	150,000	-
Other	-	-	-	-
Total Outflows:	<u>\$ 143,268</u>	<u>\$ 100,000</u>	<u>\$ 250,000</u>	<u>\$ 65,000</u>
Annual Net Cash Flow	<u>\$ (111,058)</u>	<u>\$ (82,500)</u>	<u>\$ (219,000)</u>	<u>\$ (45,000)</u>
Cash Balance (Deficit), December 31	<u>\$ 255,987</u>	<u>\$ (5,455)</u>	<u>\$ 36,987</u>	<u>\$ (8,013)</u>

Includes 2015 amounts as follows:

Project #5, Neighborhood Park Imp. (Owl Creek Park)	cash	\$ 100,000
		<u>\$ 100,000</u>

Includes 2016 amounts as follows:

Project #22, Park Land Improvements, Shelters Junction Owl Worthington	cash	\$ 65,000
		<u>\$ 65,000</u>

Impact Fees
12405105 Parks - Olbrich

	<u>2014 Actual</u>	<u>2015 Budget</u>	<u>2015 Projected</u>	<u>2016 Executive Budget</u>
Cash Balance (Deficit), January 1	\$ (13,898)	\$ (13,698)	\$ (10,657)	\$ 44,343
Project Inflows:				
County Grants	-	-	-	-
Interest on Investments	-	-	-	-
Revenue - Impact Fees	-	-	-	-
Park Dev. / Impact Fees	3,315	-	55,000	10,000
General Obligation Debt	-	-	-	-
Revenue Bonds	-	-	-	-
Other	-	-	-	-
Total Inflows:	<u>\$ 3,315</u>	<u>\$ -</u>	<u>\$ 55,000</u>	<u>\$ 10,000</u>
Project Outflows:				
Advances - Principal	-	-	-	-
Advances - Interest	73	-	-	-
Land and Land Improvements	-	-	-	-
Major Streets	-	-	-	-
Storm Utility	-	-	-	-
Sewer Utility	-	-	-	-
Debt Service - Principal	-	-	-	-
Debt Service - Interest	-	-	-	-
Development and Plan	-	-	-	-
Equipment	-	-	-	-
Buildings	-	-	-	-
Other	-	-	-	-
Total Outflows:	<u>\$ 73</u>	<u>\$ -</u>	<u>\$ -</u>	<u>\$ -</u>
Annual Net Cash Flow	<u>\$ 3,242</u>	<u>\$ -</u>	<u>\$ 55,000</u>	<u>\$ 10,000</u>
Cash Balance (Deficit), December 31	<u>\$ (10,657)</u>	<u>\$ (13,698)</u>	<u>\$ 44,343</u>	<u>\$ 54,343</u>

Impact Fees
12405106 Parks - Law - Tenney

	<u>2014 Actual</u>	<u>2015 Budget</u>	<u>2015 Projected</u>	<u>2016 Executive Budget</u>
Cash Balance (Deficit), January 1	\$ (234,098)	\$ (333,898)	\$ (147,572)	\$ (269,189)
Project Inflows:				
County Grants	-	-	-	-
Interest on Investments	94	750	-	-
Revenue - Impact Fees	-	-	-	-
Park Dev. / Impact Fees	88,504	225,000	190,000	275,000
General Obligation Debt	200,000	-	-	-
Revenue Bonds	-	-	-	-
Other	-	-	-	-
Total Inflows:	<u>\$ 288,598</u>	<u>\$ 225,750</u>	<u>\$ 190,000</u>	<u>\$ 275,000</u>
Project Outflows:				
Advances - Principal	-	-	-	-
Advances - Interest	795	-	-	-
Land and Land Improvements	201,277	295,000	285,000	70,000
Major Streets	-	-	-	-
Storm Utility	-	-	-	-
Sewer Utility	-	-	-	-
Debt Service - Principal	-	20,000	20,017	19,998
Debt Service - Interest	-	2,800	6,600	6,199
Development and Plan	-	-	-	-
Equipment	-	-	-	-
Buildings	-	-	-	-
Other	-	-	-	-
Total Outflows:	<u>\$ 202,073</u>	<u>\$ 317,800</u>	<u>\$ 311,617</u>	<u>\$ 96,197</u>
Annual Net Cash Flow	<u>\$ 86,526</u>	<u>\$ (92,050)</u>	<u>\$ (121,617)</u>	<u>\$ 178,803</u>
Cash Balance (Deficit), December 31	<u>\$ (147,572)</u>	<u>\$ (425,948)</u>	<u>\$ (269,189)</u>	<u>\$ (90,386)</u>

Includes 2015 amounts as follows:

Project #1, Beach and Shoreline Improvements (Tenney Park)	cash	\$ 100,000
Project #5, Neighborhood Park Improvements (Reynolds Field)	cash	10,000
Project #8, Playground and Accessibility Imp. (Tenney Beach)	cash	30,000
Project #8, Playground and Accessibility Imp. (Demetral Park)	cash	50,000
Project #23, Central Park	cash	105,000
		<u>\$ 295,000</u>

Includes 2016 amounts as follows:

Project #22, Park Land Improvements, Paving Bowman Burr Jones Park	cash	70,000
		<u>\$ 70,000</u>

Impact Fees
12405107 Parks - Vilas - Brittingham

	<u>2014 Actual</u>	<u>2015 Budget</u>	<u>2015 Projected</u>	<u>2016 Executive Budget</u>
Cash Balance (Deficit), January 1	\$ 1,057,931	\$ 840,931	\$ 1,202,189	\$ 1,207,189
Project Inflows:				
County Grants	-	-	-	-
Interest on Investments	6,960	5,000	5,000	5,025
Revenue - Impact Fees	-	-	-	-
Park Dev. / Impact Fees	172,993	200,000	325,000	200,000
General Obligation Debt	-	-	-	-
Revenue Bonds	-	-	-	-
Other	-	-	-	-
Total Inflows:	<u>\$ 179,953</u>	<u>\$ 205,000</u>	<u>\$ 330,000</u>	<u>\$ 205,025</u>
Project Outflows:				
Advances - Principal	-	-	-	-
Advances - Interest	-	-	-	-
Land and Land Improvements	4,184	450,000	310,000	453,000
Major Streets	-	-	-	-
Storm Utility	-	-	-	-
Sewer Utility	-	-	-	-
Debt Service - Principal	-	-	-	-
Debt Service - Interest	-	-	-	-
Development and Plan	-	-	-	-
Equipment	-	-	-	-
Buildings	31,511	15,000	15,000	-
Other	-	-	-	-
Total Outflows:	<u>\$ 35,696</u>	<u>\$ 465,000</u>	<u>\$ 325,000</u>	<u>\$ 453,000</u>
Annual Net Cash Flow	<u>\$ 144,257</u>	<u>\$ (260,000)</u>	<u>\$ 5,000</u>	<u>\$ (247,975)</u>
Cash Balance (Deficit), December 31	<u>\$ 1,202,189</u>	<u>\$ 580,931</u>	<u>\$ 1,207,189</u>	<u>\$ 959,214</u>

Includes 2015 amounts as follows:

Project #7, Park Facility Improvements (Brittingham Park)	cash	\$ 15,000
Project #8, Playground and Accessibility (Brittingham Park)	cash	230,000
Project #8, Playground and Accessibility (Stevens St. Park)	cash	220,000
		<u>\$ 465,000</u>

Includes 2016 amounts as follows:

Project #8, Playground and Accessibility (Brittingham Park) (Reauthorized)	cash	\$ 140,000
Project #4, Brittingham Park Improvements 2016	cash	200,000
Project #25, Playground/Accessibility Improvements, Playgrounds Brittingham	cash	113,000
		<u>\$ 453,000</u>

Impact Fees
12405108 Parks Olin - Turville

	<u>2014 Actual</u>	<u>2015 Budget</u>	<u>2015 Projected</u>	<u>2016 Executive Budget</u>
Cash Balance (Deficit), January 1	\$ 51,576	\$ 52,976	\$ 56,106	\$ 31,346
Project Inflows:				
County Grants	-	-	-	-
Interest on Investments	331	600	240	600
Revenue - Impact Fees	-	-	-	-
Park Dev. / Impact Fees	4,199	24,700	5,000	10,000
General Obligation Debt	-	-	-	-
Revenue Bonds	-	-	-	-
Other	-	-	-	-
Total Inflows:	<u>\$ 4,530</u>	<u>\$ 25,300</u>	<u>\$ 5,240</u>	<u>\$ 10,600</u>
Project Outflows:				
Advances - Principal	-	-	-	-
Advances - Interest	-	-	-	-
Land and Land Improvements	-	30,000	30,000	60,000
Major Streets	-	-	-	-
Storm Utility	-	-	-	-
Sewer Utility	-	-	-	-
Debt Service - Principal	-	-	-	-
Debt Service - Interest	-	-	-	-
Development and Plan	-	-	-	-
Equipment	-	-	-	-
Buildings	-	-	-	-
Other	-	-	-	-
Total Outflows:	<u>\$ -</u>	<u>\$ 30,000</u>	<u>\$ 30,000</u>	<u>\$ 60,000</u>
Annual Net Cash Flow	<u>\$ 4,530</u>	<u>\$ (4,700)</u>	<u>\$ (24,760)</u>	<u>\$ (49,400)</u>
Cash Balance (Deficit), December 31	<u>\$ 56,106</u>	<u>\$ 48,276</u>	<u>\$ 31,346</u>	<u>\$ (18,054)</u>

Includes 2015 amounts as follows:

Project #8, Playground and Accessibility Imp. (Bernie's Beach)	cash	\$ 15,000
Project #29, Quann Park Tennis Courts (Quann Park)	cash	15,000
		<u>\$ 30,000</u>

Includes 2016 amounts as follows:

Project # 25, Playground/Accessibility Improvements, Playgrounds Group 1	cash	<u>\$ 60,000</u>
		<u>\$ 60,000</u>

**Impact Fees
12405109 Parks - Garner**

	2014 Actual	2015 Budget	2015 Projected	2016 Executive Budget
Cash Balance (Deficit), January 1	\$ 85,707	\$ 31,707	\$ 73,362	\$ 56,662
Project Inflows:				
County Grants	-	-	-	-
Interest on Investments	648	350	300	350
Revenue - Impact Fees	-	-	-	-
Park Dev. / Impact Fees	39,151	6,000	3,000	5,000
General Obligation Debt	-	-	-	-
Revenue Bonds	-	-	-	-
Other	-	-	-	-
Total Inflows:	\$ 39,799	\$ 6,350	\$ 3,300	\$ 5,350
Project Outflows:				
Advances - Principal	-	-	-	-
Advances - Interest	-	-	-	-
Land and Land Improvements	52,145	5,000	5,000	55,000
Major Streets	-	-	-	-
Storm Utility	-	-	-	-
Sewer Utility	-	-	-	-
Debt Service - Principal	-	-	-	-
Debt Service - Interest	-	-	-	-
Development and Plan	-	-	-	-
Equipment	-	-	-	-
Buildings	-	15,000	15,000	-
Other	-	-	-	-
Total Outflows:	\$ 52,145	\$ 20,000	\$ 20,000	\$ 55,000
Annual Net Cash Flow	\$ (12,346)	\$ (13,650)	\$ (16,700)	\$ (49,650)
Cash Balance (Deficit), December 31	\$ 73,362	\$ 18,057	\$ 56,662	\$ 7,012

Includes 2015 amounts as follows:

Project #5, Neighborhood Park Imp. (Woodland Hills Park)	cash	\$ 5,000
Project #7, Park Facility Improvements (Garner Park)	cash	15,000
		<u>\$ 20,000</u>

Includes 2016 amounts as follows:

Project #22, Park Land Improvements, Paths Quarry Tenney Westmorland	cash	\$ 25,000
Project #22, Park Land Improvements, Pickleball Complex	cash	20,000
Project #22, Park Land Improvements, Fencing Demetral Hoyt	cash	10,000
		<u>\$ 55,000</u>

**Impact Fees
12405110 Parks - Far West**

	<u>2014 Actual</u>	<u>2015 Budget</u>	<u>2015 Projected</u>	<u>2016 Executive Budget</u>
Cash Balance (Deficit), January 1	\$ 492,486	\$ 214,486	\$ 337,517	\$ 350,017
Project Inflows:				
County Grants	-	-	-	-
Interest on Investments	3,050	2,500	2,500	2,500
Revenue - Impact Fees	-	-	-	-
Park Dev. / Impact Fees	21,657	26,500	140,000	25,000
General Obligation Debt	-	-	-	-
Revenue Bonds	-	-	-	-
Other	-	-	-	-
Total Inflows:	<u>\$ 24,706</u>	<u>\$ 29,000</u>	<u>\$ 142,500</u>	<u>\$ 27,500</u>
Project Outflows:				
Advances - Principal	-	-	-	-
Advances - Interest	-	-	-	-
Land and Land Improvements	179,676	210,000	130,000	175,000
Major Streets	-	-	-	-
Storm Utility	-	-	-	-
Sewer Utility	-	-	-	-
Debt Service - Principal	-	-	-	-
Debt Service - Interest	-	-	-	-
Development and Plan	-	-	-	-
Equipment	-	-	-	-
Buildings	-	-	-	-
Other	-	-	-	-
Total Outflows:	<u>\$ 179,676</u>	<u>\$ 210,000</u>	<u>\$ 130,000</u>	<u>\$ 175,000</u>
Annual Net Cash Flow	<u>\$ (154,970)</u>	<u>\$ (181,000)</u>	<u>\$ 12,500</u>	<u>\$ (147,500)</u>
Cash Balance (Deficit), December 31	<u>\$ 337,517</u>	<u>\$ 33,486</u>	<u>\$ 350,017</u>	<u>\$ 202,517</u>

Includes 2015 amounts as follows:

Project #2, Community Park Improvements (Turf and Land)	cash	\$ 15,000
Project #5, Neighborhood Park Imp. (Junction Ridge Park)	cash	105,000
Project #8, Playground and Accessibility (Junction Ridge Park)	cash	90,000
		<u>\$ 210,000</u>

Includes 2016 amounts as follows:

Project #5, Neighborhood Park Improvements (Junction Ridge Park) (Reauthorized)	cash	\$ 80,000
Project #22, Park Land Improvements, Shelters Junction Owl Worthington	cash	75,000
Project #22, Park Land Improvements, Land Management	cash	20,000
		<u>\$ 175,000</u>

**Impact Fees
12405111 Parks - Elver**

	<u>2014 Actual</u>	<u>2015 Budget</u>	<u>2015 Projected</u>	<u>2016 Executive Budget</u>
Cash Balance (Deficit), January 1	\$ 883,294	\$ 596,294	\$ 816,373	\$ 550,773
Project Inflows:				
County Grants	-	-	-	-
Interest on Investments	5,142	4,000	3,400	4,000
Revenue - Impact Fees	-	-	-	-
Park Dev. / Impact Fees	312,014	107,000	156,000	100,000
General Obligation Debt	-	-	-	-
Revenue Bonds	-	-	-	-
Other	-	-	-	-
Total Inflows:	<u>\$ 317,156</u>	<u>\$ 111,000</u>	<u>\$ 159,400</u>	<u>\$ 104,000</u>
Project Outflows:				
Advances - Principal	-	-	-	-
Advances - Interest	-	-	-	-
Land and Land Improvements	184,076	575,000	425,000	555,000
Major Streets	-	-	-	-
Storm Utility	-	-	-	-
Sewer Utility	-	-	-	-
Debt Service - Principal	-	-	-	-
Debt Service - Interest	-	-	-	-
Development and Plan	-	-	-	-
Equipment	-	-	-	-
Buildings	-	-	-	-
Other	200,000	-	-	-
Total Outflows:	<u>\$ 384,076</u>	<u>\$ 575,000</u>	<u>\$ 425,000</u>	<u>\$ 555,000</u>
Annual Net Cash Flow	<u>\$ (66,921)</u>	<u>\$ (464,000)</u>	<u>\$ (265,600)</u>	<u>\$ (451,000)</u>
Cash Balance (Deficit), December 31	<u>\$ 816,373</u>	<u>\$ 132,294</u>	<u>\$ 550,773</u>	<u>\$ 99,773</u>

Includes 2015 amounts as follows:

Project #2, Community Park Improvements (Turf and Land)	cash	\$ 10,000
Project #5, Neighborhood Park Improvements (Waltham Park)	cash	50,000
Project #5, Neighborhood Park Imp. (Westhaven Trails)	cash	15,000
Project #8, Playground and Accessibility Imp. (High Point Park)	cash	95,000
Project #8, Playground and Accessibility Imp. (Flad Park)	cash	95,000
Project #8, Playground and Accessibility Imp. (Waltham Park)	cash	80,000
Project #8, Playground and Accessibility Imp. (Sunridge Park)	cash	80,000
Project #12, Park Ridge Neighborhood (Park Ridge Neigh. Park)	cash	150,000
		<u>\$ 575,000</u>

Includes 2016 amounts as follows:

Project #12, Park Ridge Neighborhood (Park Ridge Neigh. Park) (Reauthorized)	cash	\$ 150,000
Project #22, Park Land Improvements, Cardinal Glenn Improvements	cash	300,000
Project #22, Park Land Improvements, Planning Development	cash	20,000
Project #22, Park Land Improvements, Tennis Bordner Britt Hueg Tenney	cash	10,000
Project #25, Playground/Accessibility Improvements, Playgrounds Group 1	cash	75,000
		<u>\$ 555,000</u>

Impact Fees
12405112 Parks - Citywide Parkland Fee

	<u>2014 Actual</u>	<u>2015 Budget</u>	<u>2015 Projected</u>	<u>2016 Executive Budget</u>
Cash Balance (Deficit), January 1	\$ 5,410,962	\$ 6,385,962	\$ 7,232,815	\$ 8,135,815
Project Inflows:				
County Grants	-	-	-	-
Interest on Investments	39,535	28,000	28,000	28,140
Revenue - Impact Fees	-	-	-	-
Park Dev. / Impact Fees	1,682,318	1,800,000	2,555,000	1,900,000
General Obligation Debt	-	-	-	-
Revenue Bonds	-	-	-	-
State Grant	100,000	-	-	-
Total Inflows:	<u>\$ 1,821,853</u>	<u>\$ 1,828,000</u>	<u>\$ 2,583,000</u>	<u>\$ 1,928,140</u>
Project Outflows:				
Advances - Principal	-	-	-	-
Advances - Interest	-	-	-	-
Land and Land Improvements	-	750,000	1,680,000	700,000
Major Streets	-	-	-	-
Storm Utility	-	-	-	-
Sewer Utility	-	-	-	-
Debt Service - Principal	-	-	-	-
Debt Service - Interest	-	-	-	-
Development and Plan	-	-	-	-
Equipment	-	-	-	-
Buildings	-	-	-	-
Other	-	-	-	-
Total Outflows:	<u>\$ -</u>	<u>\$ 750,000</u>	<u>\$ 1,680,000</u>	<u>\$ 700,000</u>
Annual Net Cash Flow	<u>\$ 1,821,853</u>	<u>\$ 1,078,000</u>	<u>\$ 903,000</u>	<u>\$ 1,228,140</u>
Cash Balance (Deficit), December 31	<u>\$ 7,232,815</u>	<u>\$ 7,463,962</u>	<u>\$ 8,135,815</u>	<u>\$ 9,363,955</u>

Includes 2015 amounts as follows:

Project #4, Parkland Acquisition - General	cash	\$ 250,000
Project #23, Central Park	cash	500,000
		<u>\$ 750,000</u>

Includes 2016 amounts as follows:

Project #23, Central Park (Reauthorization)	cash	\$ 500,000
Project #17, Land Acquisition, Land Acquisition Project 2	cash	100,000
Project #17, Land Acquisition, Land Acquisition Project 1	cash	100,000
		<u>\$ 700,000</u>

Impact Fees Engineering Subtotal

	<u>2014 Actual</u>	<u>2015 Budget</u>	<u>2015 Projected</u>	<u>2016 Executive Budget</u>
Cash Balance (Deficit), January 1	\$ (4,508,358)	\$ (4,578,817)	\$ (3,820,008)	\$ (4,819,560)
Project Inflows:				
County Grants	-	-	-	-
Interest on Investments	621	-	1,000	-
Revenue - Impact Fees	425,494	175,000	287,530	300,500
Park Dev. / Impact Fees	-	-	-	-
General Obligation Debt	652,700	500,000	500,000	720,000
Revenue Bonds	-	-	-	-
Other	2,866	-	3,088	2,731
Total Inflows:	<u>\$ 1,081,680</u>	<u>\$ 675,000</u>	<u>\$ 791,618</u>	<u>\$ 1,023,231</u>
Project Outflows:				
Advances - Principal	-	-	-	-
Advances - Interest	25,532	22,400	26,150	24,900
Land and Land Improvements	-	-	-	-
Major Streets	-	-	-	-
Storm Utility	(84,569)	-	450,000	720,000
Sewer Utility	214,365	500,000	1,000,000	-
Debt Service - Principal	180,994	246,000	246,351	246,288
Debt Service - Interest	57,008	70,735	68,669	62,200
Development and Plan	-	-	-	-
Equipment	-	-	-	-
Buildings	-	-	-	-
Other	-	-	-	-
Total Outflows:	<u>\$ 393,330</u>	<u>\$ 839,135</u>	<u>\$ 1,791,170</u>	<u>\$ 1,053,388</u>
Annual Net Cash Flow	<u>\$ 688,350</u>	<u>\$ (164,135)</u>	<u>\$ (999,552)</u>	<u>\$ (30,157)</u>
Cash Balance (Deficit), December 31	<u>\$ (3,820,008)</u>	<u>\$ (4,742,952)</u>	<u>\$ (4,819,560)</u>	<u>\$ (4,849,717)</u>

Impact Fees
12404020 Engr. - Door Creek North Phase 2

	<u>2014 Actual</u>	<u>2015 Budget</u>	<u>2015 Projected</u>	<u>2016 Executive Budget</u>
Cash Balance (Deficit), January 1	\$ (946,539)	\$ (915,239)	\$ (889,215)	\$ (814,215)
Project Inflows:				
County Grants	-	-	-	-
Interest on Investments	-	-	-	-
Revenue - Impact Fees	62,819	45,000	80,000	65,000
Park Dev. / Impact Fees	-	-	-	-
General Obligation Debt	-	-	-	-
Revenue Bonds	-	-	-	-
Other	-	-	-	-
Total Inflows:	<u>\$ 62,819</u>	<u>\$ 45,000</u>	<u>\$ 80,000</u>	<u>\$ 65,000</u>
Project Outflows:				
Advances - Principal	-	-	-	-
Advances - Interest	5,495	4,200	5,000	4,500
Land and Land Improvements	-	-	-	-
Major Streets	-	-	-	-
Storm Utility	-	-	-	-
Sewer Utility	-	-	-	-
Debt Service - Principal	-	-	-	-
Debt Service - Interest	-	-	-	-
Development and Plan	-	-	-	-
Equipment	-	-	-	-
Buildings	-	-	-	-
Other	-	-	-	-
Total Outflows:	<u>\$ 5,495</u>	<u>\$ 4,200</u>	<u>\$ 5,000</u>	<u>\$ 4,500</u>
Annual Net Cash Flow	<u>\$ 57,324</u>	<u>\$ 40,800</u>	<u>\$ 75,000</u>	<u>\$ 60,500</u>
Cash Balance (Deficit), December 31	<u>\$ (889,215)</u>	<u>\$ (874,439)</u>	<u>\$ (814,215)</u>	<u>\$ (753,715)</u>

Impact Fees
12404021 Engr. - Valley View Road

	<u>2014 Actual</u>	<u>2015 Budget</u>	<u>2015 Projected</u>	<u>2016 Executive Budget</u>
Cash Balance (Deficit), January 1	\$ (588,924)	\$ (617,279)	\$ (616,308)	\$ (633,951)
Project Inflows:				
County Grants	-	-	-	-
Interest on Investments	-	-	-	-
Revenue - Impact Fees	1,628	-	9,000	7,500
Park Dev. / Impact Fees	-	-	-	-
General Obligation Debt	-	-	-	-
Revenue Bonds	-	-	-	-
Federal Grants	1,236	-	1,332	1,178
Total Inflows:	<u>\$ 2,864</u>	<u>\$ -</u>	<u>\$ 10,332</u>	<u>\$ 8,678</u>
Project Outflows:				
Advances - Principal	-	-	-	-
Advances - Interest	3,576	3,000	3,500	3,500
Land and Land Improvements	-	-	-	-
Major Streets	-	-	-	-
Storm Utility	-	-	-	-
Sewer Utility	-	-	-	-
Debt Service - Principal	21,987	22,000	22,000	22,000
Debt Service - Interest	4,685	2,475	2,475	2,188
Development and Plan	-	-	-	-
Equipment	-	-	-	-
Buildings	-	-	-	-
Other	-	-	-	-
Total Outflows:	<u>\$ 30,248</u>	<u>\$ 27,475</u>	<u>\$ 27,975</u>	<u>\$ 27,688</u>
Annual Net Cash Flow	<u>\$ (27,384)</u>	<u>\$ (27,475)</u>	<u>\$ (17,643)</u>	<u>\$ (19,010)</u>
Cash Balance (Deficit), December 31	<u>\$ (616,308)</u>	<u>\$ (644,754)</u>	<u>\$ (633,951)</u>	<u>\$ (652,961)</u>

Impact Fees
12404022 Engr. - Upper Badger Mill Creek

	<u>2014 Actual</u>	<u>2015 Budget</u>	<u>2015 Projected</u>	<u>2016 Executive Budget</u>
Cash Balance (Deficit), January 1	\$ (125,201)	\$ (120,831)	\$ (112,394)	\$ (102,044)
Project Inflows:				
County Grants	-	-	-	-
Interest on Investments	-	-	-	-
Revenue - Impact Fees	13,519	5,000	11,000	8,000
Park Dev. / Impact Fees	-	-	-	-
General Obligation Debt	-	-	-	-
Revenue Bonds	-	-	-	-
Other	-	-	-	-
Total Inflows:	<u>\$ 13,519</u>	<u>\$ 5,000</u>	<u>\$ 11,000</u>	<u>\$ 8,000</u>
Project Outflows:				
Advances - Principal	-	-	-	-
Advances - Interest	712	600	650	600
Land and Land Improvements	-	-	-	-
Major Streets	-	-	-	-
Storm Utility	-	-	-	-
Sewer Utility	-	-	-	-
Debt Service - Principal	-	-	-	-
Debt Service - Interest	-	-	-	-
Development and Plan	-	-	-	-
Equipment	-	-	-	-
Buildings	-	-	-	-
Other	-	-	-	-
Total Outflows:	<u>\$ 712</u>	<u>\$ 600</u>	<u>\$ 650</u>	<u>\$ 600</u>
Annual Net Cash Flow	<u>\$ 12,807</u>	<u>\$ 4,400</u>	<u>\$ 10,350</u>	<u>\$ 7,400</u>
Cash Balance (Deficit), December 31	<u>\$ (112,394)</u>	<u>\$ (116,431)</u>	<u>\$ (102,044)</u>	<u>\$ (94,644)</u>

Impact Fees
12404023 Engr. - Felland Road Impact Fee

	<u>2014 Actual</u>	<u>2015 Budget</u>	<u>2015 Projected</u>	<u>2016 Executive Budget</u>
Cash Balance (Deficit), January 1	\$ (1,682,525)	\$ (1,691,050)	\$ (1,692,603)	\$ (1,702,603)
Project Inflows:				
County Grants	-	-	-	-
Interest on Investments	-	-	-	-
Revenue - Impact Fees	-	-	-	40,000
Park Dev. / Impact Fees	-	-	-	-
General Obligation Debt	-	-	-	-
Revenue Bonds	-	-	-	-
Other	-	-	-	-
Total Inflows:	<u>\$ -</u>	<u>\$ -</u>	<u>\$ -</u>	<u>\$ 40,000</u>
Project Outflows:				
Advances - Principal	-	-	-	-
Advances - Interest	10,077	8,500	10,000	10,000
Land and Land Improvements	-	-	-	-
Major Streets	-	-	-	-
Storm Utility	-	-	-	-
Sewer Utility	-	-	-	-
Debt Service - Principal	-	-	-	-
Debt Service - Interest	-	-	-	-
Development and Plan	-	-	-	-
Equipment	-	-	-	-
Buildings	-	-	-	-
Other	-	-	-	-
Total Outflows:	<u>\$ 10,077</u>	<u>\$ 8,500</u>	<u>\$ 10,000</u>	<u>\$ 10,000</u>
Annual Net Cash Flow	<u>\$ (10,077)</u>	<u>\$ (8,500)</u>	<u>\$ (10,000)</u>	<u>\$ 30,000</u>
Cash Balance (Deficit), December 31	<u>\$ (1,692,603)</u>	<u>\$ (1,699,550)</u>	<u>\$ (1,702,603)</u>	<u>\$ (1,672,603)</u>

Impact Fees
12404024 Engr. - Elderberry Neighborhood

	<u>2014 Actual</u>	<u>2015 Budget</u>	<u>2015 Projected</u>	<u>2016 Executive Budget</u>
Cash Balance (Deficit), January 1	\$ (276,646)	\$ (257,996)	\$ (258,052)	\$ (229,252)
Project Inflows:				
County Grants	-	-	-	-
Interest on Investments	-	-	-	-
Revenue - Impact Fees	20,160	20,000	30,000	30,000
Park Dev. / Impact Fees	-	-	-	-
General Obligation Debt	-	-	-	-
Revenue Bonds	-	-	-	-
Other	-	-	-	-
Total Inflows:	<u>\$ 20,160</u>	<u>\$ 20,000</u>	<u>\$ 30,000</u>	<u>\$ 30,000</u>
Project Outflows:				
Advances - Principal	-	-	-	-
Advances - Interest	1,566	1,300	1,200	1,000
Land and Land Improvements	-	-	-	-
Major Streets	-	-	-	-
Storm Utility	-	-	-	-
Sewer Utility	-	-	-	-
Debt Service - Principal	-	-	-	-
Debt Service - Interest	-	-	-	-
Development and Plan	-	-	-	-
Equipment	-	-	-	-
Buildings	-	-	-	-
Other	-	-	-	-
Total Outflows:	<u>\$ 1,566</u>	<u>\$ 1,300</u>	<u>\$ 1,200</u>	<u>\$ 1,000</u>
Annual Net Cash Flow	<u>\$ 18,594</u>	<u>\$ 18,700</u>	<u>\$ 28,800</u>	<u>\$ 29,000</u>
Cash Balance (Deficit), December 31	<u>\$ (258,052)</u>	<u>\$ (239,296)</u>	<u>\$ (229,252)</u>	<u>\$ (200,252)</u>

Impact Fees
12404025 Engr. - Northeast Neighborhood

	<u>2014 Actual</u>	<u>2015 Budget</u>	<u>2015 Projected</u>	<u>2016 Executive Budget</u>
Cash Balance (Deficit), January 1	\$ (448,588)	\$ (484,288)	\$ (484,870)	\$ (517,644)
Project Inflows:				
County Grants	-	-	-	-
Interest on Investments	-	-	-	-
Revenue - Impact Fees	-	-	530	-
Park Dev. / Impact Fees	-	-	-	-
General Obligation Debt	-	-	-	-
Revenue Bonds	-	-	-	-
Federal Grants	1,630	-	1,756	1,553
Total Inflows:	<u>\$ 1,630</u>	<u>\$ -</u>	<u>\$ 2,286</u>	<u>\$ 1,553</u>
Project Outflows:				
Advances - Principal	-	-	-	-
Advances - Interest	2,752	2,300	2,800	2,800
Land and Land Improvements	-	-	-	-
Major Streets	-	-	-	-
Storm Utility	-	-	-	-
Sewer Utility	-	-	-	-
Debt Service - Principal	28,983	29,000	29,000	29,000
Debt Service - Interest	6,176	3,260	3,260	2,884
Development and Plan	-	-	-	-
Equipment	-	-	-	-
Buildings	-	-	-	-
Other	-	-	-	-
Total Outflows:	<u>\$ 37,911</u>	<u>\$ 34,560</u>	<u>\$ 35,060</u>	<u>\$ 34,684</u>
Annual Net Cash Flow	<u>\$ (36,282)</u>	<u>\$ (34,560)</u>	<u>\$ (32,774)</u>	<u>\$ (33,131)</u>
Cash Balance (Deficit), December 31	<u>\$ (484,870)</u>	<u>\$ (518,848)</u>	<u>\$ (517,644)</u>	<u>\$ (550,775)</u>

Impact Fees
12404026 Engr. - Lower Badger Mill Creek Sanitary Sewer and Stormwater

	<u>2014 Actual</u>	<u>2015 Budget</u>	<u>2015 Projected</u>	<u>2016 Executive Budget</u>
Cash Balance (Deficit), January 1	\$ (357,395)	\$ (454,595)	\$ 250,962	\$ (829,323)
Project Inflows:				
County Grants	-	-	-	-
Interest on Investments	621	-	1,000	-
Revenue - Impact Fees	261,760	80,000	130,000	150,000
Park Dev. / Impact Fees	-	-	-	-
General Obligation Debt	652,700	500,000	500,000	720,000
Revenue Bonds	-	-	-	-
Other	-	-	-	-
Total Inflows:	<u>\$ 915,080</u>	<u>\$ 580,000</u>	<u>\$ 631,000</u>	<u>\$ 870,000</u>
Project Outflows:				
Advances - Principal	-	-	-	-
Advances - Interest	1,354	2,500	3,000	2,500
Land and Land Improvements	-	-	-	-
Major Streets	-	-	-	-
Storm Utility	(84,569)	-	450,000	720,000
Sewer Utility	213,769	500,000	1,000,000	-
Debt Service - Principal	130,025	195,000	195,351	195,288
Debt Service - Interest	46,146	65,000	62,934	57,128
Development and Plan	-	-	-	-
Equipment	-	-	-	-
Buildings	-	-	-	-
Other	-	-	-	-
Total Outflows:	<u>\$ 306,723</u>	<u>\$ 762,500</u>	<u>\$ 1,711,285</u>	<u>\$ 974,916</u>
Annual Net Cash Flow	<u>\$ 608,357</u>	<u>\$ (182,500)</u>	<u>\$ (1,080,285)</u>	<u>\$ (104,916)</u>
Cash Balance (Deficit), December 31	<u>\$ 250,962</u>	<u>\$ (637,095)</u>	<u>\$ (829,323)</u>	<u>\$ (934,239)</u>

Includes 2015 amounts as follows:

Sewer Utility, Project #9, Lower Badger Mill Creek	borrow	\$ 500,000
		<u>\$ 500,000</u>

Includes 2016 amounts as follows:

Stormwater Utility Project #14, Lower Badger Mill Creek	borrow	\$ 720,000
		<u>\$ 720,000</u>

Impact Fees
12404027 Engr. - Pumpkin Hollow

	<u>2014 Actual</u>	<u>2015 Budget</u>	<u>2015 Projected</u>	<u>2016 Executive Budget</u>
Cash Balance (Deficit), January 1	\$ -	\$ -	\$ -	\$ -
Project Inflows:				
County Grants	-	-	-	-
Interest on Investments	-	-	-	-
Revenue - Impact Fees	-	-	-	-
Park Dev. / Impact Fees	-	-	-	-
General Obligation Debt	-	-	-	-
Revenue Bonds	-	-	-	-
Other	-	-	-	-
Total Inflows:	<u>\$ -</u>	<u>\$ -</u>	<u>\$ -</u>	<u>\$ -</u>
Project Outflows:				
Advances - Principal	-	-	-	-
Advances - Interest	-	-	-	-
Land and Land Improvements	-	-	-	-
Major Streets	-	-	-	-
Storm Utility	-	-	-	-
Sewer Utility	-	-	-	-
Debt Service - Principal	-	-	-	-
Debt Service - Interest	-	-	-	-
Development and Plan	-	-	-	-
Equipment	-	-	-	-
Buildings	-	-	-	-
Other	-	-	-	-
Total Outflows:	<u>\$ -</u>	<u>\$ -</u>	<u>\$ -</u>	<u>\$ -</u>
Annual Net Cash Flow	<u>\$ -</u>	<u>\$ -</u>	<u>\$ -</u>	<u>\$ -</u>
Cash Balance (Deficit), December 31	<u>\$ -</u>	<u>\$ -</u>	<u>\$ -</u>	<u>\$ -</u>

Impact Fees
12404028 Engr. - Jeffy Trail

	<u>2014 Actual</u>	<u>2015 Budget</u>	<u>2015 Projected</u>	<u>2016 Executive Budget</u>
Cash Balance (Deficit), January 1	\$ (82,539)	\$ (37,539)	\$ (17,527)	\$ 9,473
Project Inflows:				
County Grants	-	-	-	-
Interest on Investments	-	-	-	-
Revenue - Impact Fees	65,609	25,000	27,000	-
Park Dev. / Impact Fees	-	-	-	-
General Obligation Debt	-	-	-	-
Revenue Bonds	-	-	-	-
Other	-	-	-	-
Total Inflows:	<u>\$ 65,609</u>	<u>\$ 25,000</u>	<u>\$ 27,000</u>	<u>\$ -</u>
Project Outflows:				
Advances - Principal	-	-	-	-
Advances - Interest	-	-	-	-
Land and Land Improvements	-	-	-	-
Major Streets	-	-	-	-
Storm Utility	-	-	-	-
Sewer Utility	597	-	-	-
Debt Service - Principal	-	-	-	-
Debt Service - Interest	-	-	-	-
Development and Plan	-	-	-	-
Equipment	-	-	-	-
Buildings	-	-	-	-
Other	-	-	-	-
Total Outflows:	<u>\$ 597</u>	<u>\$ -</u>	<u>\$ -</u>	<u>\$ -</u>
Annual Net Cash Flow	<u>\$ 65,012</u>	<u>\$ 25,000</u>	<u>\$ 27,000</u>	<u>\$ -</u>
Cash Balance (Deficit), December 31	<u>\$ (17,527)</u>	<u>\$ (12,539)</u>	<u>\$ 9,473</u>	<u>\$ 9,473</u>

**Impact Fees
Traffic Engineering Subtotal**

	<u>2014 Actual</u>	<u>2015 Budget</u>	<u>2015 Projected</u>	<u>2016 Executive Budget</u>
Cash Balance (Deficit), January 1	\$ 13,035	\$ 19,110	\$ 40,531	\$ 52,481
Project Inflows:				
County Grants	-	-	-	-
Interest on Investments	150	75	150	-
Revenue - Impact Fees	27,346	5,500	11,800	-
Park Dev. / Impact Fees	-	-	-	-
General Obligation Debt	-	-	-	-
Revenue Bonds	-	-	-	-
Other	-	-	-	-
Total Inflows:	<u>\$ 27,496</u>	<u>\$ 5,575</u>	<u>\$ 11,950</u>	<u>\$ -</u>
Project Outflows:				
Advances - Principal	-	-	-	-
Advances - Interest	-	-	-	-
Land and Land Improvements	-	-	-	-
Major Streets	-	-	-	-
Storm Utility	-	-	-	-
Sewer Utility	-	-	-	-
Debt Service - Principal	-	-	-	-
Debt Service - Interest	-	-	-	-
Development and Plan	-	-	-	-
Equipment	-	-	-	-
Buildings	-	-	-	-
Other	-	-	-	-
Total Outflows:	<u>\$ -</u>	<u>\$ -</u>	<u>\$ -</u>	<u>\$ -</u>
Annual Net Cash Flow	<u>\$ 27,496</u>	<u>\$ 5,575</u>	<u>\$ 11,950</u>	<u>\$ -</u>
Cash Balance (Deficit), December 31	<u>\$ 40,531</u>	<u>\$ 24,685</u>	<u>\$ 52,481</u>	<u>\$ 52,481</u>

Impact Fees
12404540 TE - Hawks Woods

	<u>2014 Actual</u>	<u>2015 Budget</u>	<u>2015 Projected</u>	<u>2016 Executive Budget</u>
Cash Balance (Deficit), January 1	\$ 13,035	\$ 19,110	\$ 40,531	\$ 52,481
Project Inflows:				
County Grants	-	-	-	-
Interest on Investments	150	75	150	-
Revenue - Impact Fees	27,346	5,500	11,800	-
Park Dev. / Impact Fees	-	-	-	-
General Obligation Debt	-	-	-	-
Revenue Bonds	-	-	-	-
Other	-	-	-	-
Total Inflows:	<u>\$ 27,496</u>	<u>\$ 5,575</u>	<u>\$ 11,950</u>	<u>\$ -</u>
Project Outflows:				
Advances - Principal	-	-	-	-
Advances - Interest	-	-	-	-
Land and Land Improvements	-	-	-	-
Major Streets	-	-	-	-
Storm Utility	-	-	-	-
Sewer Utility	-	-	-	-
Debt Service - Principal	-	-	-	-
Debt Service - Interest	-	-	-	-
Development and Plan	-	-	-	-
Equipment	-	-	-	-
Buildings	-	-	-	-
Other	-	-	-	-
Total Outflows:	<u>\$ -</u>	<u>\$ -</u>	<u>\$ -</u>	<u>\$ -</u>
Annual Net Cash Flow	<u>\$ 27,496</u>	<u>\$ 5,575</u>	<u>\$ 11,950</u>	<u>\$ -</u>
Cash Balance (Deficit), December 31	<u>\$ 40,531</u>	<u>\$ 24,685</u>	<u>\$ 52,481</u>	<u>\$ 52,481</u>