



Spring Harbor Dredge

**Public Information Meeting
by City of Madison Engineering Division
August 23, 2021**

- ✓ This meeting will be recorded and posted to the City's project page.
- ✓ All attendees should stay be muted to keep background noise to a minimum.
- ✓ You may use the “raise hand” option at the bottom if you have something that required immediate clarification.
- ✓ Use “chat” option if you are having technical issues and a staff person can try to assist.
- ✓ Please use the “Q&A” option at the bottom of the screen to type your question. Questions will be answered at the end of the presentation. Inappropriate questions may be dismissed.
- ✓ If you cannot ask via typing your question, use the “raise hand” option and you will be unmuted when it is your turn.



This meeting is being recorded.

It is a public record subject to disclosure.

By continuing to be in the meeting, you are consenting to being recorded and consenting to this record being released to public record requestors.

How to Participate

The screenshot displays a Zoom meeting interface. At the top, a green banner reads "You are viewing City of Madison's screen" with a "View Options" dropdown. Below this is a shared Excel spreadsheet with a ribbon and data. A "City of Madison" name tag is visible on the right. In the center, a "Join Audio" dialog box is open, showing "Phone Call" and "Computer Audio" options. A blue button labeled "Join Audio by Computer" is highlighted with a red arrow. At the bottom, the Zoom toolbar includes a "Join Audio" button (also highlighted with a red arrow), "Q&A", "Chat", "Raise Hand", and "Leave Webinar".

Make sure to join audio

How to Participate

The screenshot displays a Zoom webinar interface. At the top, a green banner indicates "You are viewing City of Madison's screen" with a "View Options" dropdown. Below this is a shared Excel spreadsheet with a ribbon menu and a grid of data. A "City of Madison" logo is visible in the top right corner. In the center, there are two audio options: "Phone Call" and "Computer Audio". A prominent blue button labeled "Join Audio by Computer" is centered below these options. At the bottom, a navigation bar includes icons for "Join Audio", "Q&A", "Chat", and "Raise Hand". A red arrow points to the "Raise Hand" icon. The "Leave Webinar" button is located in the bottom right corner.

Raise your hand to be unmuted
For comments or ask additional questions.

How to Participate

The screenshot displays a Zoom webinar interface. At the top, a green banner reads "You are viewing City of Madison's screen" with a "View Options" dropdown. Below this is a shared Excel spreadsheet with a ribbon menu and a grid of data. A "City of Madison" logo is visible in the top right corner. In the center, there are two buttons: "Phone Call" and "Computer Audio". A large blue button labeled "Join Audio by Computer" is prominently displayed. At the bottom, a navigation bar includes icons for "Join Audio", "Q&A", "Chat", and "Raise Hand". A "Leave Webinar" button is located in the bottom right corner.



Use chat if you have technical issues or a question for the panelists

How to Participate

The screenshot displays a Zoom webinar interface. At the top, a green banner indicates "You are viewing City of Madison's screen" with a "View Options" dropdown. Below this, a Microsoft Excel spreadsheet is shared, showing a calendar for 2019 and 2020. The spreadsheet has columns for months and rows for years. A "City of Madison" logo is visible in the top right corner of the shared content. In the center of the screen, there are two buttons: "Phone Call" and "Computer Audio". A blue button labeled "Join Audio by Computer" is positioned below these. At the bottom of the screen, there is a toolbar with icons for "Join Audio", "Q&A", "Chat", and "Raise Hand". A red arrow points to the "Q&A" icon. In the bottom right corner, there is a "Leave Webinar" button.



Use Q/A if you have questions.
We will answer after the presentation

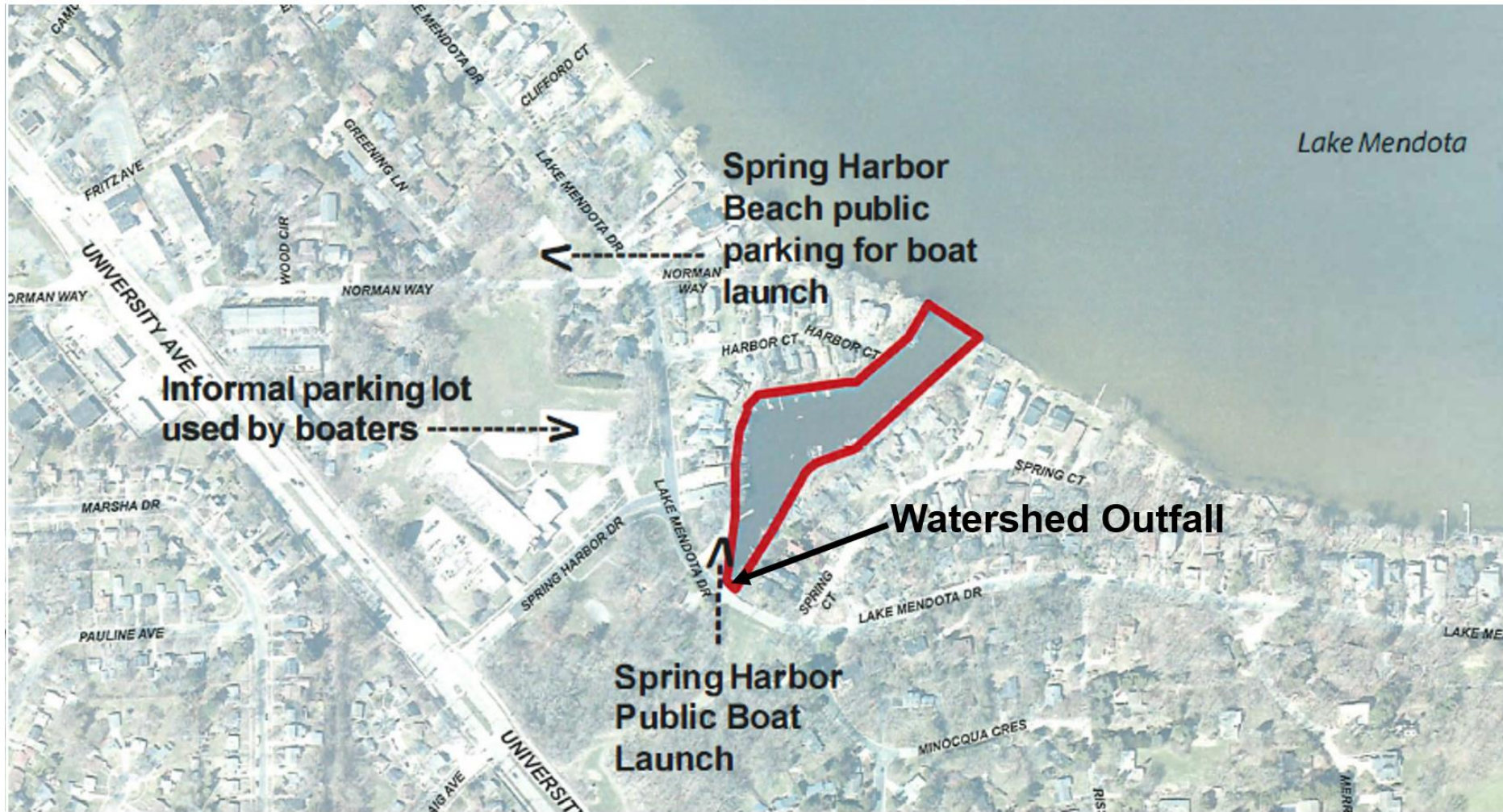
How to Participate

The screenshot displays a Zoom meeting interface. At the top, a green banner indicates "You are viewing City of Madison's screen" with a "View Options" dropdown. Below this is a shared Excel spreadsheet with a ribbon menu and a grid of data. A "City of Madison" name tag is visible on the right. In the center, there are two buttons: "Phone Call" and "Computer Audio". A large blue button labeled "Join Audio by Computer" is positioned below them. At the bottom, a toolbar contains icons for "Join Audio", "Q&A", "Chat", and "Raise Hand". A red "Leave Webinar" button is located in the bottom right corner.

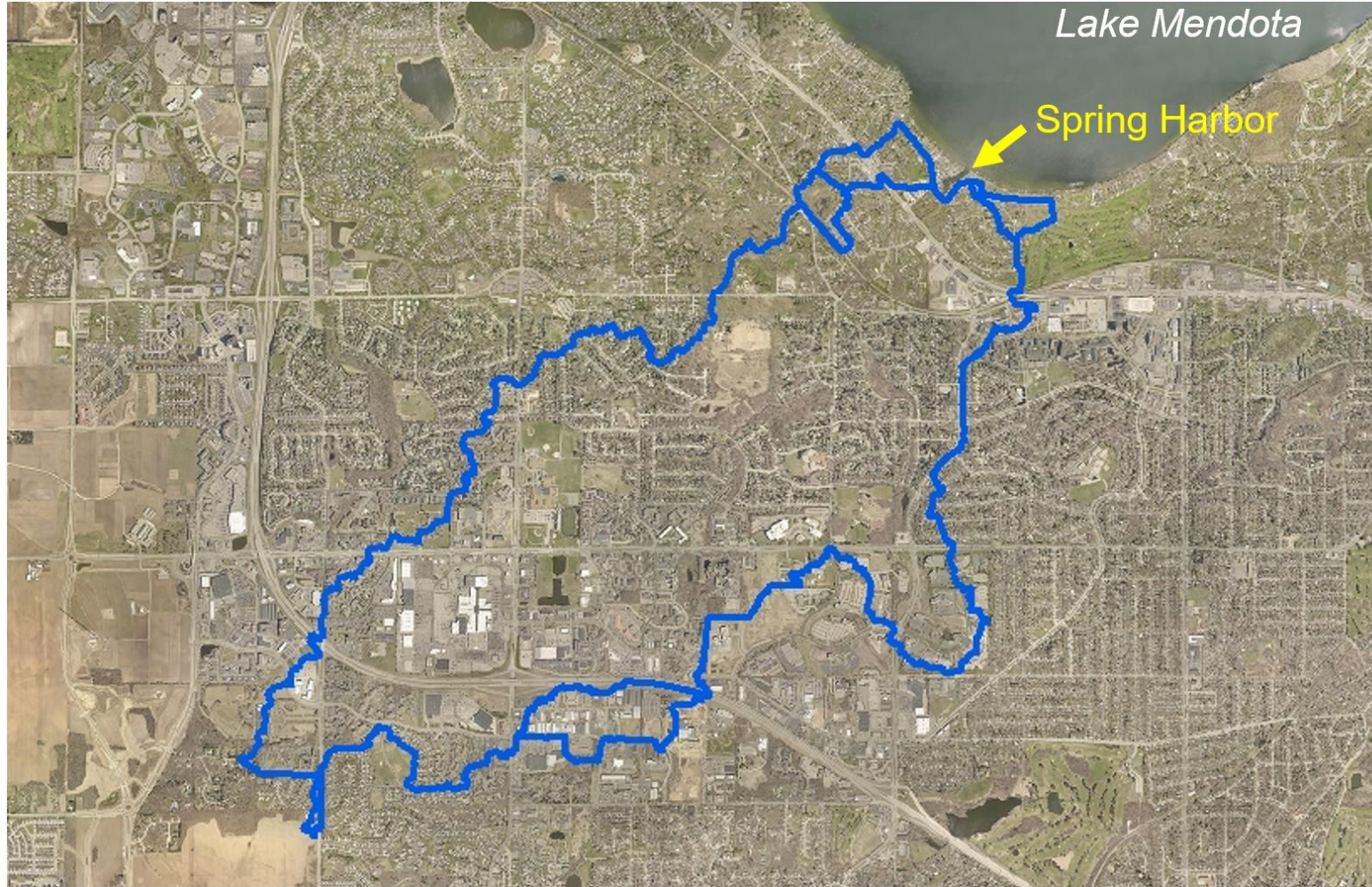
To leave the meeting click here




Project Location



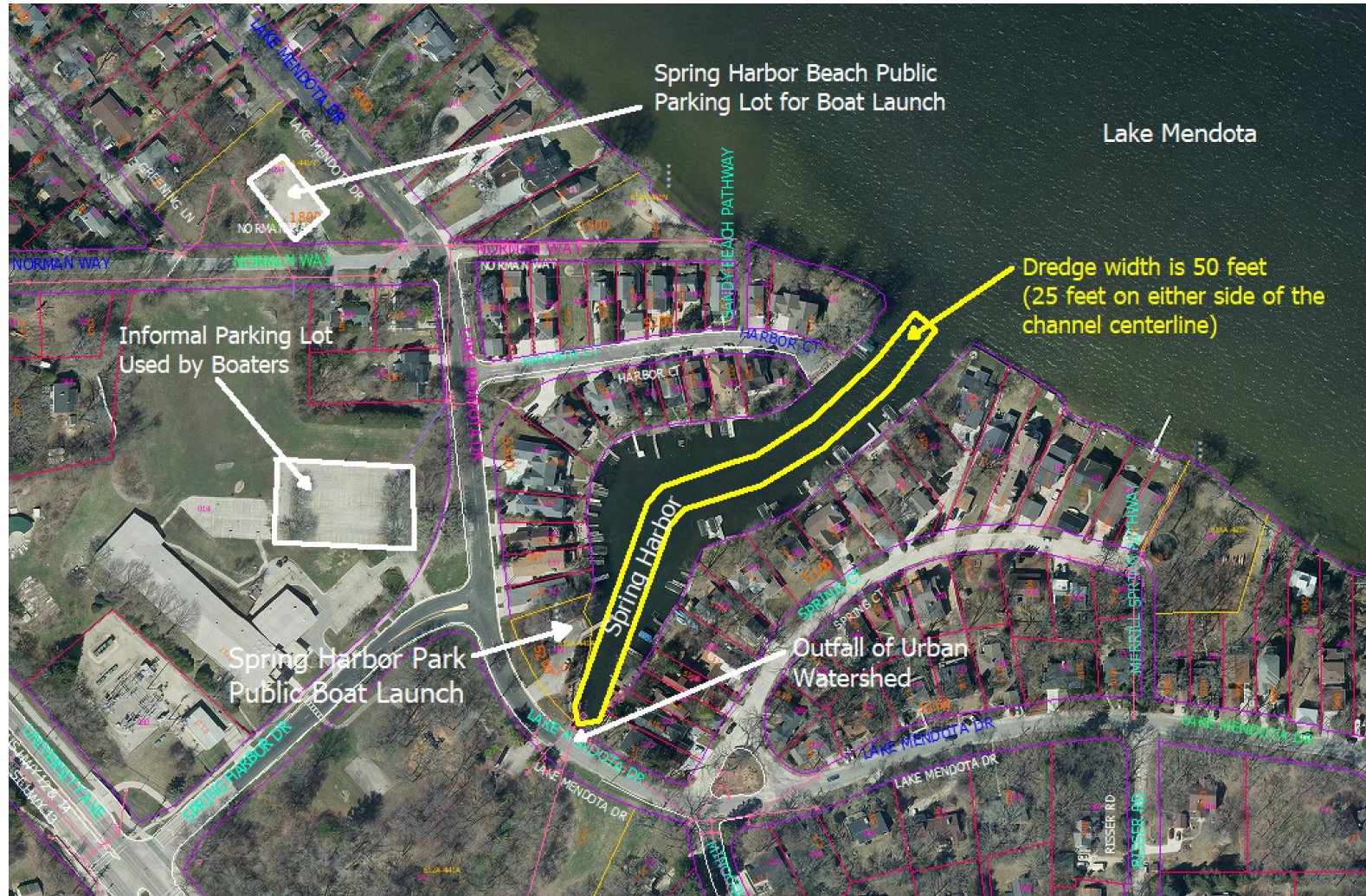
Project Location and Watershed



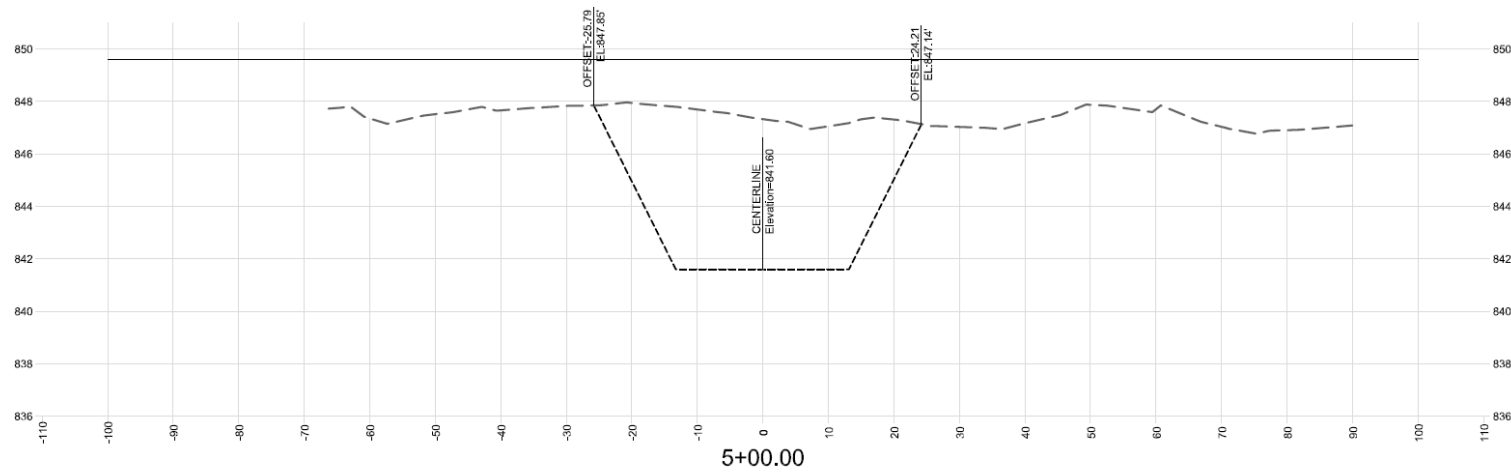
Existing Conditions



Proposed Design



Proposed Design



Project Schedule

- January 2022: Apply for 2nd Grant for Additional Project Funding
- July/August 2022: Advertise for Bids
- October 2022: Begin Construction
- January 2023: End Construction



Contact Information & Resources

- Engineering
 - Landscape Architect, Carissa Wegner, 608-261-9822, cwegner@cityofmadison.com
 - Principal Engineer, Janet Schmidt, 608-261-9688, jschmidt@cityofmadison.com
- Project Website: cityofmadison.com/engineering/projects/spring-harbor-dredge
Sign-up for project email updates on the website
 - Updates on closures & work progress will be posted to the project website
- Facebook – City of Madison Engineering
- Twitter – @MadisonEngr
- Engineering Podcast: Everyday Engineering on iTunes, GooglePlay