



West Towne Path - Phase 3

Public Information Meeting
City of Madison Engineering Division
May 18th, 2022 @ 6pm

Thank you for attending. We will begin shortly...



Meeting Technical Housekeeping

- This meeting will be recorded and posted to the project page.
- All attendees should be muted to keep background noise to a minimum.
- Use the “chat” button for technical issues with meeting to troubleshoot with staff to assist.
- Use the “Q and A” button to type questions about presentation. Questions will be answered live after the presentation.
- Inappropriate questions may be dismissed.
- Use the “raise your hand” button to verbally ask your question. You will be prompted to unmute when it is your turn.

This meeting is being recorded.

It is a public record subject to disclosure.

By continuing to be in the meeting, you are consenting to being recorded and consenting to this record being released to public record requestors.

How to Participate

The screenshot displays a Zoom webinar interface. At the top, a green banner reads "You are viewing City of Madison's screen" with a "View Options" dropdown. Below this is a shared Microsoft Excel spreadsheet showing a calendar for 2019 and 2020. The spreadsheet has columns for months and rows for years. A "City of Madison" logo is visible in the top right corner of the shared content. In the center of the screen, there are two audio options: "Phone Call" and "Computer Audio". A blue button labeled "Join Audio by Computer" is positioned below these options, with a red arrow pointing to it. At the bottom of the screen, there is a toolbar with icons for "Join Audio", "Q&A", "Chat", and "Raise Hand". A red arrow points to the "Join Audio" icon. In the bottom right corner, there is a "Leave Webinar" button.



Make sure to join audio



How to Participate

The screenshot displays a Zoom meeting interface. At the top, a green banner indicates "You are viewing City of Madison's screen" with a "View Options" dropdown. Below this is a Microsoft Excel spreadsheet with a grid showing months from May 2019 to August 2020. The spreadsheet has columns labeled A through Z and rows 1 and 2. Row 1 contains the name "Sally" in column A. Row 2 contains the months: May, Jun, Jul, Aug, Sep, Oct, Nov, Dec, Jan, Feb, Mar, Apr, May, Jun, Jul, Aug. The spreadsheet is titled "City of Madison".

Below the spreadsheet, there are two audio options: "Phone Call" and "Computer Audio". A blue button labeled "Join Audio by Computer" is positioned below these options. At the bottom of the Zoom interface, there is a toolbar with icons for "Join Audio", "Q&A", "Chat", and "Raise Hand". A red arrow points to the "Raise Hand" icon. In the bottom right corner, there is a "Leave Webinar" button.

Raise your hand to be unmuted
For comments or ask additional questions.



How to Participate

The screenshot displays a Zoom meeting interface. At the top, a green banner reads "You are viewing City of Madison's screen" with a "View Options" dropdown. The main content is a shared Excel spreadsheet with a ribbon menu and a grid of data. A "City of Madison" watermark is visible on the right side of the spreadsheet. Below the spreadsheet, there are two audio options: "Phone Call" and "Computer Audio". A prominent blue button in the center says "Join Audio by Computer". At the bottom of the Zoom window, there is a toolbar with icons for "Join Audio", "Q&A", "Chat", and "Raise Hand". A "Leave Webinar" button is located in the bottom right corner.

Use chat if you have technical issues or a question for the panelists



CITY OF MADISON



How to Participate

The screenshot displays a Zoom meeting interface. At the top, a green banner reads "You are viewing City of Madison's screen" with a "View Options" dropdown. Below this is a Microsoft Excel spreadsheet with a grid showing months from May to August for the years 2019 and 2020. The name "Sally" is visible in the top-left cell. On the right side, a "City of Madison" logo is partially visible. In the center, there are two buttons: "Phone Call" and "Computer Audio". Below these is a prominent blue button labeled "Join Audio by Computer". At the bottom of the screen, a toolbar contains icons for "Join Audio", "Q&A", "Chat", and "Raise Hand". A red arrow points to the "Q&A" icon. In the bottom right corner, there is a "Leave Webinar" button.

Use Q/A if you have questions.
We will answer after the presentation



How to Participate

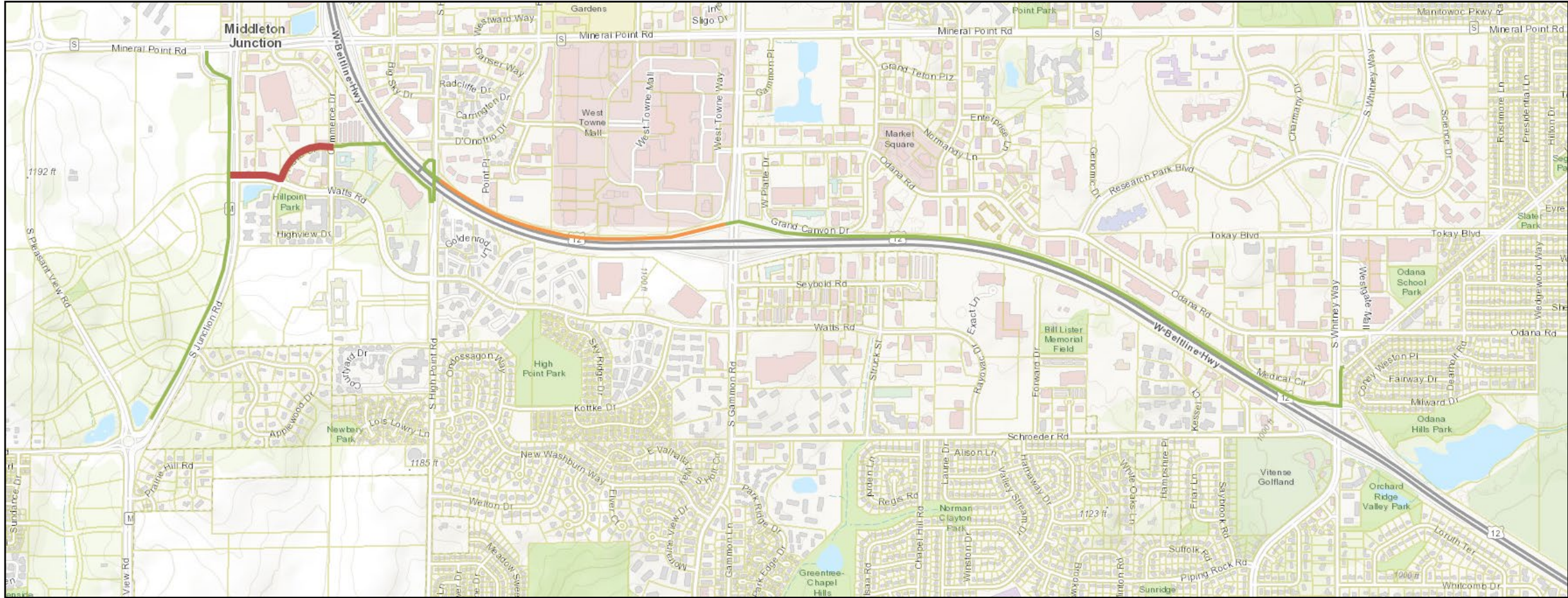
The screenshot displays a Zoom meeting interface. At the top, a green banner reads "You are viewing City of Madison's screen" with a "View Options" dropdown. Below this is a Microsoft Excel spreadsheet with a ribbon and a grid. A "City of Madison" logo is visible in the top right corner of the shared screen. In the center of the meeting window, there are two buttons: "Phone Call" and "Computer Audio". A large blue button labeled "Join Audio by Computer" is positioned below these. At the bottom of the meeting window, there is a toolbar with icons for "Join Audio", "Q&A", "Chat", and "Raise Hand". A red "Leave Webinar" button is located in the bottom right corner of the meeting window.

To leave the meeting
click here




CITY OF MADISON



Bicycle Network – West Towne Path



Legend

-  West Towne Path Ph3 (this project)
-  Existing Path
-  Future Path (not this project)

Bicycle Network – West Towne Path

- Connect Far-Westside Neighborhoods to Downtown Madison
- Safe, Continuous Multi-Use Path for ALL Ages & Abilities
- Consistent with Adopted City Policies
 - Vision Zero
 - Madison Bike-Ped Comprehensive Plans
- Receiving Federal Transportation Alternative Program (TAP) Funding
 - Facilitated by Wisconsin Department of Transportation (WisDOT)
 - Limited Funds
 - 4(f) Resources Identified

West Towne Path – Ph3

- Reconstruct North-side of Plaza Drive & Watts Road
 - 10-Ft Wide Asphalt, Off-Street, Multi-Use Path
 - Between Commerce Drive and S Junction Road
- Remove On-Street Bike Lanes
 - Plaza Dr (Both Sides)
 - Watts Rd (N-Side Only)
- Re-align North-side Curb
- Stay within Existing City Right-of-Way



Legend

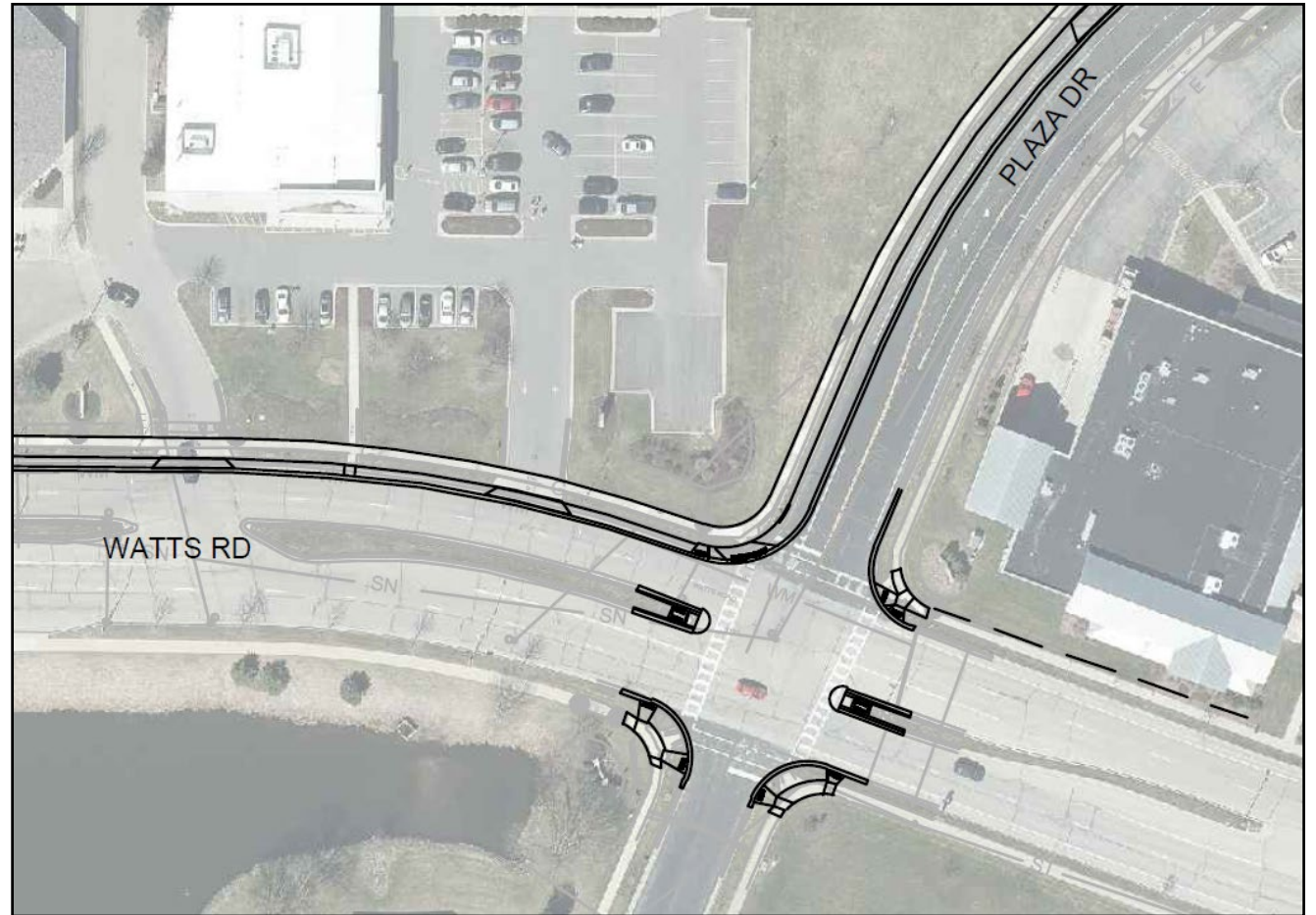
-  West Towne Path Ph3
-  Existing Path

Proposed Design: West Towne Path – Ph3



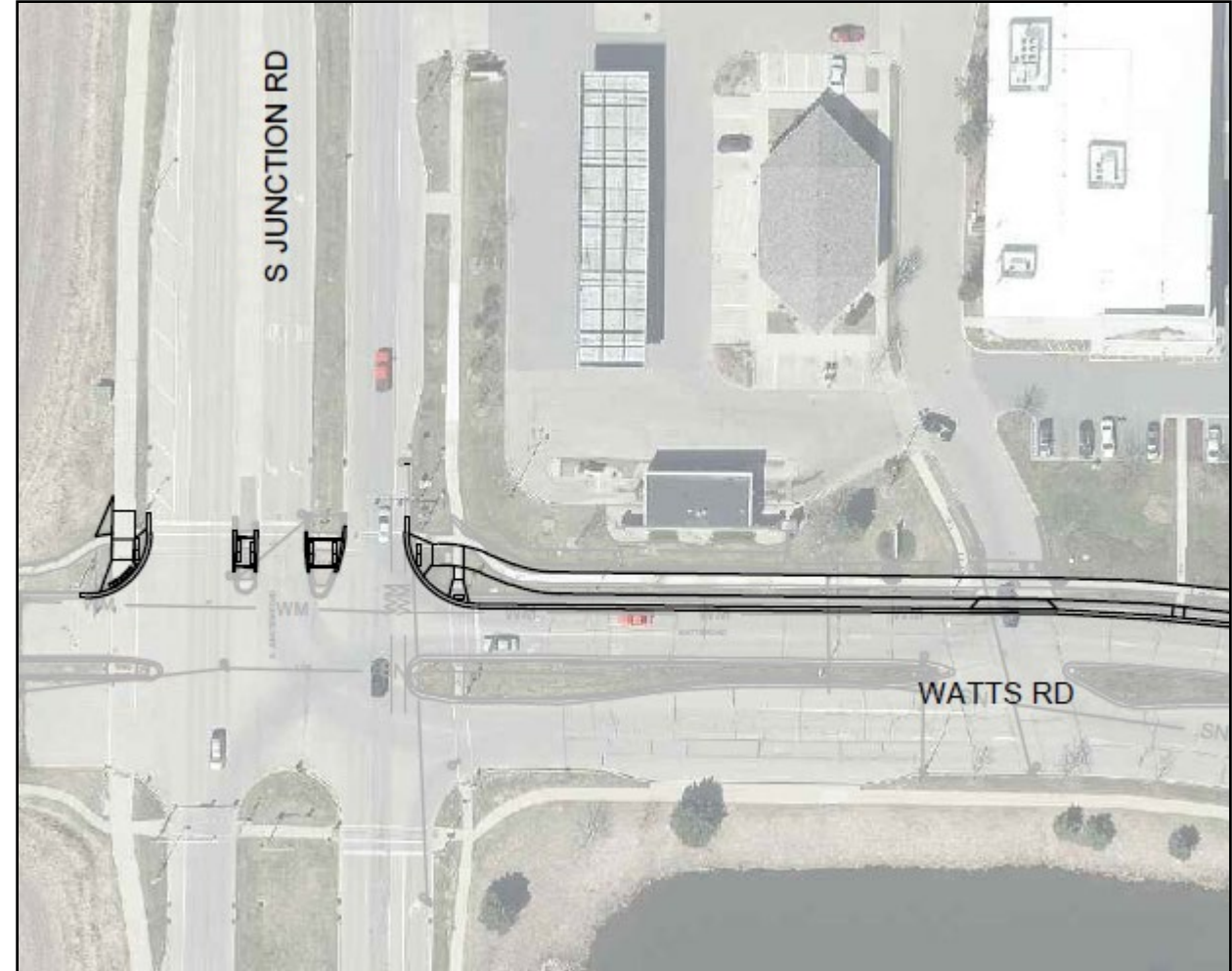
Proposed Design: West Towne Path – Ph3

- Watts Rd & Plaza Dr Intersection
- Improve Pedestrian Crossing
 - Curb Ramps – Type II
 - Median Islands – Ped Refuge
- Large Ramp for access onto Off-Street Path from On-Street Watts Bike Lane



Proposed Design: West Towne Path – Ph3

- Watts Rd & S Junction Rd Intersection
- Add Bike Signal & Other Modifications
 - No Turn on Red at Bike Signal
 - Improve Overall Efficiency
- Green Paint at All Path Crossings of Streets & Commercial Driveways



Proposed Design: West Towne Path – Ph3

- Storm Sewer Work to Fit Inlets with Re-Aligned Curb
- Re-Locate Existing Street Lighting into new Terrace
 - Path Lighting
 - Positive Lighting at Crosswalks
- Pavement Markings
 - Continental Crosswalks
- Signage Improvements



Construction Info

- Construction in 2023

 - Project Approximately 2 Months

- Impacted nearby residents will be notified of construction limits/timeframe once specifics known

- No Assessments

Project Schedule

- Transportation Commission: June 8th 2022
- Board of Public Works: Summer 2022
- Common Council: Summer 2022
- Bid Advertisement: January 2023
- Construction Timeframe: 2023



Contact Information & Resources

- Engineering
 - Streets/Path Designer, Aaron Canton, 608-242-4763, acanton@cityofmadison.com
 - Traffic Engineering, Ali Heinritz, 608-267-1102, ahleinritz@cityofmadison.com
 - Traffic Engineering, Jerry Schippa, 608-267-1969, jschippa@cityofmadison.com
 - Pedestrian Bicycle Administrator, Renee Callaway, 608-266-6225, recallaway@cityofmadison.com
- Project Website: <https://www.cityofmadison.com/engineering/projects/west-towne-path-phase-3>
 - Sign-up for project email updates on the website
 - Updates on closures & work progress will be posted to the project website
 - Recording for this meeting will be posted on project webpage
- Facebook – City of Madison Engineering
- Twitter – @MadisonEngr
- Engineering Podcast: Everyday Engineering on iTunes, GooglePlay

